



HAL
open science

Laboratory Studies of Methane and Its Relationship to Prebiotic Chemistry

Kensei Kobayashi, Wolf D. Geppert, Nathalie Carrasco, Nils G. Holm, Olivier Mousis, Maria Elisabetta Palumbo, J. Hunter Waite, Naoki Watanabe, Lucy M. Ziurys

► **To cite this version:**

Kensei Kobayashi, Wolf D. Geppert, Nathalie Carrasco, Nils G. Holm, Olivier Mousis, et al.. Laboratory Studies of Methane and Its Relationship to Prebiotic Chemistry. *Astrobiology*, 2017, 17 (8), pp.786 - 812. 10.1089/ast.2016.1492 . hal-01790527

HAL Id: hal-01790527

<https://hal.science/hal-01790527>

Submitted on 13 May 2018

HAL is a multi-disciplinary open access archive for the deposit and dissemination of scientific research documents, whether they are published or not. The documents may come from teaching and research institutions in France or abroad, or from public or private research centers.

L'archive ouverte pluridisciplinaire **HAL**, est destinée au dépôt et à la diffusion de documents scientifiques de niveau recherche, publiés ou non, émanant des établissements d'enseignement et de recherche français ou étrangers, des laboratoires publics ou privés.

Laboratory Studies of Methane and Its Relationship to Prebiotic Chemistry

Kensei Kobayashi,¹ Wolf D. Geppert,² Nathalie Carrasco,³ Nils G. Holm,² Olivier Mousis,⁴ Maria Elisabetta Palumbo,⁵ J. Hunter Waite,⁶ Naoki Watanabe,⁷ and Lucy M. Ziurys⁸

Abstract

To examine how prebiotic chemical evolution took place on Earth prior to the emergence of life, laboratory experiments have been conducted since the 1950s. Methane has been one of the key molecules in these investigations. In earlier studies, strongly reducing gas mixtures containing methane and ammonia were used to simulate possible reactions in the primitive atmosphere of Earth, producing amino acids and other organic compounds. Since Earth's early atmosphere is now considered to be less reducing, the contribution of extraterrestrial organics to chemical evolution has taken on an important role. Such organic molecules may have come from molecular clouds and regions of star formation that created protoplanetary disks, planets, asteroids, and comets. The interstellar origin of organics has been examined both experimentally and theoretically, including laboratory investigations that simulate interstellar molecular reactions. Endogenous and exogenous organics could also have been supplied to the primitive ocean, making submarine hydrothermal systems plausible sites of the generation of life. Experiments that simulate such hydrothermal systems where methane played an important role have consequently been conducted. Processes that occur in other Solar System bodies offer clues to the prebiotic chemistry of Earth. Titan and other icy bodies, where methane plays significant roles, are especially good targets. In the case of Titan, methane is both in the atmosphere and in liquidspheres that are composed of methane and other hydrocarbons, and these have been studied in simulation experiments. Here, we review the wide range of experimental work in which these various terrestrial and extraterrestrial environments have been modeled, and we examine the possible role of methane in chemical evolution. **Key Words:** Methane—Interstellar environments—Submarine hydrothermal systems—Titan—Origin of life. *Astrobiology* 17, xxx–xxx.

1. Introduction

HOW LIFE ON EARTH emerged is one of the most important questions that have been left unanswered. In the 1920s, Oparin and Haldane independently published their theories on the generation of life (Deamer and Fleischaker, 1994). The Oparin-Haldane Theory has been referred to as the chemical evolution hypothesis, where life was born after the evolution of organic materials that were dissolved in the primitive ocean. The processes of chemical evolution were, however, considered too difficult to be examined by experiments in the early 20th century.

Miller (1953) reported the first successful abiotic synthesis of amino acids by spark discharges in a gas mixture of methane, ammonia, hydrogen, and water, which showed that the chemical evolution hypotheses could be tested. From the 1950s to the 1970s, a large number of experiments that simulated reactions in the primitive Earth atmosphere were conducted (Miller and Orgel, 1974). In most of these studies, strongly reducing gas mixtures containing methane and ammonia as major constituents were used as starting materials. In addition to spark discharges, energy sources such as UV light (Sagan and Khare, 1971), thermal energy (Harada and

¹Department of Chemistry, Yokohama National University, Yokohama, Japan.

²Department of Geological Sciences, Stockholm University, Stockholm, Sweden.

³LATMOS, Université Versailles St-Quentin, UPMC, CNRS, Guyancourt, France.

⁴Aix Marseille Université, CNRS, LAM (Laboratoire d'Astrophysique de Marseille) UMR 7326, Marseille, France.

⁵INAF—Osservatorio Astrofisico di Catania, Catania, Italy.

⁶Southwest Research Institute, San Antonio, Texas, USA.

⁷Institute of Low Temperature Science, Hokkaido University, Sapporo, Japan.

⁸Department of Astronomy, Department of Chemistry and Biochemistry, and Steward Observatory, University of Arizona, Tucson, Arizona, USA.

Fox, 1964), ionizing radiation (Ponnampertuma *et al.*, 1963), and shock waves (Bar-Nun *et al.*, 1970) were used, and successful syntheses of amino acids and/or nucleic acid bases were reported.

Planetary explorations in the late 20th century offered novel information on the formation of the Solar System, including Earth, which suggested that the primitive Earth atmosphere was never strongly, but only slightly, reducing (Matsui and Abe, 1986a, 1986b; Kasting, 1990). Major gases in this case would have been carbon dioxide and nitrogen, together with some reducing gases such as carbon monoxide and hydrogen as minor components (Kasting, 1993). If this were the case, prebiotic synthesis of amino acids and other bioorganic compounds would have been quite difficult. For example, only small amounts of amino acids were formed when a gas mixture of carbon dioxide (or carbon monoxide), nitrogen, and water was subjected to spark discharges, unless a high concentration of hydrogen was added to the mixture (Schlesinger and Miller, 1983). However, amino acid formation from atmospheres without methane and ammonia could still have been possible if high-energy particle irradiation from cosmic rays and high-temperature plasmas, which simulated bolide impact of meteorites, was used. Production of amino acid precursors and nucleic acid bases was reported from a mixture of carbon dioxide, carbon monoxide, nitrogen, and water with such particle bombardment (Kobayashi *et al.*, 1990, 1998; Miyakawa *et al.*, 2002).

On the other hand, a wide variety of organic compounds have been detected in extraterrestrial environments. Interstellar organic molecules have been identified in dense clouds by IR and/or microwave telescopes for many decades (Herbst and van Dishoeck, 2009), and organic molecules were directly detected with mass spectrometers on board spacecraft in bodies such as comets (Goesmann *et al.* 2015), Jupiter (Nixon *et al.*, 2007; Sada *et al.*, 2007), and Titan (Cravens *et al.*, 2006; Vuitton *et al.*, 2007). Extracts from carbonaceous chondrites have been comprehensively analyzed, and a great number of amino acids and some nucleobases were identified together with hydrocarbons, carbonic acids, amines, and other organic compounds (Botta *et al.* 2008; Martins *et al.* 2008). These extraterrestrial organic compounds have been considered to be important building materials for the first life on Earth. How were organic compounds found in comets and meteorites formed? One of the plausible sites is the interstellar medium (ISM). As will be discussed in Section 2, a variety of experiments simulating reactions in interstellar environments have been conducted in which organic compounds were formed.

After delivery of extraterrestrial organic compounds by asteroids, meteorites, comets, and/or interplanetary dust particles to primitive Earth, further chemical evolution toward the generation of early life probably took place in the primeval ocean. The perception of the primitive ocean has drastically changed after the discovery of submarine hydrothermal vents in the late 1970s. Submarine hydrothermal systems have been considered sites for generation of early life on Earth for several reasons (Hennet *et al.*, 1992). One of them is that the submarine hydrothermal systems could maintain reducing environments even on present Earth, since reducing gases including methane, ammonia, hydrogen, and hydrogen sulfide are quite rich in the hydrothermal

fluids. Another reason is that the lineages of the hyperthermophilic chemoautotrophs that thrive in such vents are relatively close to the hypothetical position of the last universal common ancestor on the 16S rRNA tree of life (Pace, 1991).

In Section 3, laboratory experiments simulating submarine hydrothermal system environments are discussed. Two types of experiments have been conducted: those with closed systems by the use of autoclaves, and those with flow systems. A wide variety of organic compounds have been abiotically synthesized from molecules found in submarine hydrothermal systems, such as methane. Possible chemical evolution from amino acids or their precursors to peptide and organic aggregates/globules in submarine hydrothermal systems has been suggested.

Though methane is no longer regarded as a plausible major constituent in a primitive Earth atmosphere, it could have been a minor component in it. Titan, the largest Kronian satellite, has a dense atmosphere, where nitrogen is the dominating species (more than 90%) followed by methane (a few %). Titan is called a natural laboratory of chemical evolution, where various reactions between nitrogen and methane are taking place triggered by solar UV light and the impact of magnetospheric electrons, meteor impacts, and cosmic radiation. In addition, lakes of liquid hydrocarbons have been found on the surface of Titan. Chemical evolution in hydrocarbon solvents, not in water, has also been examined by simulation experiments. In Section 4, we will review such simulation experiments and discuss the possible generation of life on Titan and its relevance to that on primitive Earth.

In the final section, we discuss the significance of simulation experiments as a guide for possible reaction pathways toward the generation of life on Earth, and map out future prospects.

2. Experiments on Reactions Involving Methane in the Interstellar Medium

Methane has no permanent electric dipole moment because of its tetrahedral symmetry. Therefore, it cannot be studied via radiofrequency observations of its pure rotational transitions, the most general method to study interstellar molecules. Instead, it can be traced by observing its vibrational transitions in the IR region of the electromagnetic spectrum (*e.g.*, Knez *et al.*, 2009). Interstellar excitation of vibrational levels of molecules like methane usually requires a strong background source that emits in the IR, such as a very young or very old star. Therefore, observational studies of methane have been principally limited to the envelopes of dying stars such as IRC +10216 or CRL 618 (*e.g.*, Cernicharo *et al.*, 2001) and in dense molecular clouds with young, embedded protostars (*e.g.*, Boogert *et al.*, 2004), including a few with protoplanetary disks (*e.g.*, Gibb and Horne, 2013). Detections of interstellar methane in fact are rather limited. Methane is clearly created from gas-phase, equilibrium chemistry in old stars, where the high densities and temperatures near the stellar photosphere promote its formation (*e.g.*, Charnley *et al.*, 1995). Its origin in molecular clouds, on the other hand, may be through gas-phase reactions or on surface processes by dust grains, or both. Because the abundance and distribution of methane are not well documented due to observational limitations, it is very important to

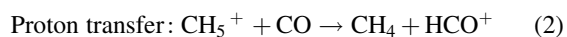
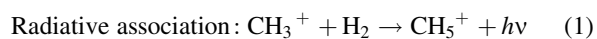
understand its role and connection to other hydrocarbons that are more readily studied in the ISM, such as C_3H or CCH , which have permanent electric dipole moments. Molecules such as these species are fairly universally found in interstellar sources, including planetary nebulae, diffuse clouds, and cold, dark clouds (*e.g.*, Ziurys *et al.*, 2015). They therefore serve as “proxy” molecules for methane, and relating their reaction pathways to those of methane, including photodetachment of negative ions, is critical to obtain a complete picture of where CH_4 exists and its abundance.

2.1. Experimental studies into gas-phase methane and hydrocarbon chemistry

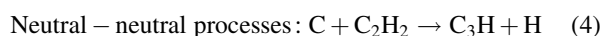
Carbon-containing molecules, including methane and other hydrocarbons, play a decisive role in the chemistry of the ISM and the atmospheres of planets and their satellites. Also, hydrocarbons, including methane, are key components of the atmospheres of gaseous planets and their satellites (Sakai *et al.*, 2009), especially Titan, which has a methane cycle similar to the terrestrial water cycle and contains hydrocarbon lakes on its surface. Many of the interstellar carbon-bearing molecules are thought to be formed by gas-phase processes. Such processes are important in prebiotic syntheses, as evidenced by the high degree of deuterium enrichment found in organic molecules extracted from meteorites, and in the insoluble organic material (*e.g.*, Pizzarello *et al.*, 2006). High D-enhancements cannot be accounted for easily by anything other than low-temperature, gas-phase reactions (Millar, 2005). Therefore, it is important to understand gas-phase reactions in the ISM.

Due to the low temperatures prevalent in the ISM, neutral-neutral reactions between closed shell molecules are highly unlikely, since these processes usually have an activation energy barrier that usually cannot be surmounted under interstellar conditions. Radical- and ion-induced reactions and processes on grain surfaces are the mechanisms for molecule production. Furthermore, the low particle density in interstellar objects prevents three-body reactions. Nevertheless, a rich carbon chemistry has been detected in a multitude of interstellar objects like dark clouds and star-forming regions. The main pathways in this chemistry can be grouped under the following categories: (1) ion-neutral reactions, (2) radical- and atom-induced reactions, (3) photoprocesses, (4) ion-electron reactions, and (5) ion-ion reactions. Examples are as follows:

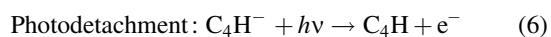
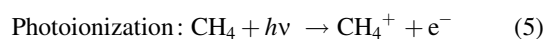
Ion-neutral reactions



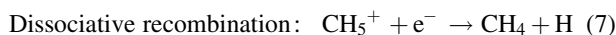
Radical- and atom-induced reactions



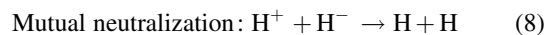
Photon-induced processes



Ion-electron reactions



Ion-ion reactions



Different reaction pathways, including some of the above-mentioned processes, have been postulated to form methane, hydrocarbons, and other C-bearing molecules. In the case of the methane, a generally accepted and unambiguous formation pathway is still missing. To identify feasible gas-phase pathways to form molecules in the ISM, knowledge of the rate constants and product branching ratios leading to these species is vital. The prediction of these parameters by theoretical calculations has been proven difficult for many reactions, especially dissociative recombination (Kokoouline *et al.*, 2011), and experimental investigation of interstellar reactions faces severe challenges. Ideally, experiments should be carried out under conditions (pressure, temperature, excitation state of the reactants) similar to those encountered in the ISM. In many experimental devices, low pressures in the range of 10^{-11} mbar can be achieved, which are, however, still several orders of magnitude higher than those encountered in interstellar environments. Nevertheless, for most gas-phase studies it is crucial to exclude three-body processes, which is accomplished under these pressures (Geppert and Larsson, 2013). Matching the low temperatures in the ISM can be a bit more of an issue. Many devices capable of investigating interstellar hydrocarbon reactions are fairly large and thus difficult to cool efficiently. Nevertheless, cooled storage rings have recently been constructed in Heidelberg (Zajfman *et al.*, 2005; von Hahn *et al.*, 2016) and Stockholm (Schmidt *et al.*, 2013). Another issue is the “freeze-out” of reactants on the inner surfaces of the experimental apparatus at very low temperatures. Also, radical and ionic reactants are often produced in discharge devices. This creates species often in highly excited states. In a high vacuum, deactivation of these states can only happen by photon emission, and lifetimes for these decay processes might be high. In some setups like ion traps cooling by cold buffer gases before the experiment has been employed successfully (Gerlich and Borodi, 2009). Also, supersonic expansions have been used to cool reactants (McCall *et al.*, 2004).

Also, many of the reactants in interstellar chemistry are difficult to produce without by-products. For ions, mass spectrometers and deflection magnetic fields can be used to separate the desired reactant from contaminants (which only works if they have different masses, so different isomers and isobars cannot be separated). In case of radicals, production of pure, cool reactants can be difficult. However, hydrogen atoms generated by discharges can be equilibrated to cool temperatures by flowing through cold accommodator nozzles (Gerlich *et al.*, 2012). We will now briefly discuss the different experimental methods to investigate the above-mentioned processes.

For investigations of ion-neutral reactions, selected ion flow tubes (SIFTs) and ion traps have been proven successful. A scheme of the SIFT is depicted in Fig. 1.

In this technique, the ions produced in the source are mass-selected by a quadrupole mass filter. The carrier gas entered into the tube moves the ions to the reaction zone, in

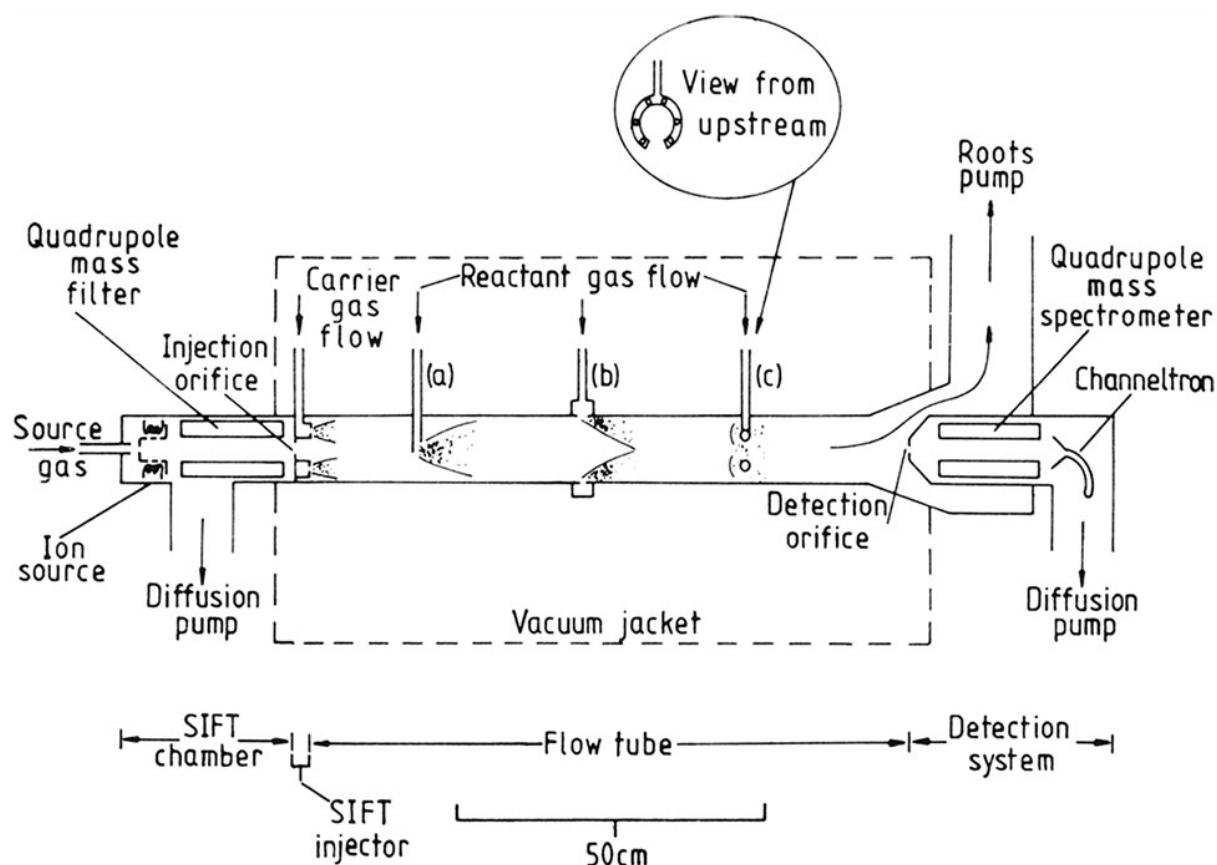
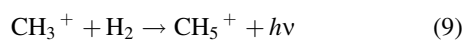


FIG. 1. Basic scheme of a SIFT apparatus, which consists of an ion source, a quadrupole mass filter to isolate a given ion reactant, the reaction zone where neutral species are introduced, and a quadrupole filter/channeltron product analyzer (from Smith and Adams, 1988).

which the reaction gases are added. Product ions formed by the ion-neutral reactions are mass selected and detected by a channeltron. A multitude of ion-neutral reactions involving hydrocarbons has been studied with SIFTS (Anicich *et al.*, 2004).

Also, radiofrequency ion traps like the 22-pole ion trap developed by Gerlich and coworkers (Gerlich, 2003) are used to investigate ion-neutral reactions. In such devices, the ions, which have previously been mass selected, can be cylindrically trapped by an electrical field changing on a timescale comparable to radiofrequencies. The axial trapping is performed by charged end caps. During the trapping time, ions can be cooled by cold buffer gases, whereupon the reactant gas is added to the ion trap. After a certain reaction time, the ions are axially ejected from the trap by an electrical field. The decay of the reactant ion and the buildup of product ions can be followed through detection of these ions after different reaction times. For example, the rate constant of the reaction



was measured in an ion trap as $6 \times 10^{-15} \text{ cm}^3 \text{ s}^{-1}$ at 80 K by Gerlich and Kaefer (1989). The obtained value is almost 50 times the value predicted by previous theoretical calculations

(Bates, 1987). Nevertheless, due to the high amount of H_2 present in dark clouds, the process is still feasible.

Ion traps can also be employed to investigate photodetachment of anions. The absolute cross sections of the anions of the photodetachment of the interstellar hydrocarbon anions C_4H^- and C_6H^- as well as C_3N^- and C_5N^- could recently be determined in a study using ion traps (Best *et al.*, 2011; Kumar *et al.*, 2013). Such photodetachment reactions will, in the case of C_4H^- and C_6H^- , lead to neutral hydrocarbons that can further be involved in the hydrocarbon chemistry of the ISM and planetary atmospheres. These processes can play a pivotal role in photon-dominated regions of dark clouds, from which the abundances of molecular anions can be inferred. Even in the inner parts of dark clouds in which UV photons cannot penetrate, UV photodetachment can still constitute a route of destruction of anions because secondary electrons produced by cosmic rays can excite molecules to high Rydberg states, which emit UV radiation upon decay. Furthermore, photodetachment of negative ions is one of the major destruction mechanisms in circumstellar envelopes. Model calculations of the circumstellar envelope IRC +10216 predicted that, in regions where anions display their peak abundance, photodetachment constitutes the most efficient destruction mechanism of these species (Kumar *et al.*, 2013). Furthermore, photodetachment is an important destruction process

of anions in the upper layers of Titan's ionosphere (Vuitton *et al.*, 2009).

Ion-electron reactions can be studied with flowing afterglow devices, merged beams, and storage rings. In the ISM, ion-electron reactions of molecules are almost restricted to exclusively dissociative recombination, since possibly competing processes are either too slow (radiative recombination) or highly endoergic (*e.g.*, dissociative ionization). Many dissociative recombination reactions have been studied with the flowing afterglow technique (Schmeltekopf and Broida, 1963; Ferguson *et al.*, 1964), which is a further development of the earlier stationary afterglow method and has the advantage that the environments of ion production and reaction are spatially separated. In a flowing afterglow apparatus (see Fig. 2) usually He^+ ions are created by a microwave discharge. Downstream in the gas flow the reactant ions are produced through reactions of appropriate precursor molecules with He^+ , sometimes via a sequence of several reactions. Further on the reactive gas is added, and the decay of the probe ions can be followed by a mass spectrometer, since the distance between the reagent inlet and the mass spectrometer can be varied. A movable Langmuir probe can serve to follow the decay of the electrons. This flowing afterglow Langmuir probe (FALP) technique (Smith *et al.*, 1984) is used to determine the rate and, in some cases, the products of dissociative recombination.

Furthermore, magnetic storage rings have been used to determine the rates and branching ratios of dissociative recombination reactions. As an example, the CRYRING storage ring that was located at Stockholm University is depicted in Fig. 3. In a storage ring, ions are usually produced in a hollow cathode discharge or a tandem accelerator. After being mass selected by a bending magnet, they are injected into the ring. Thereafter, they are stored for several seconds to allow for radiative cooling. In a segment of the ring called the electron cooler, they are then merged with a cold electron beam at low relative kinetic energies down to several

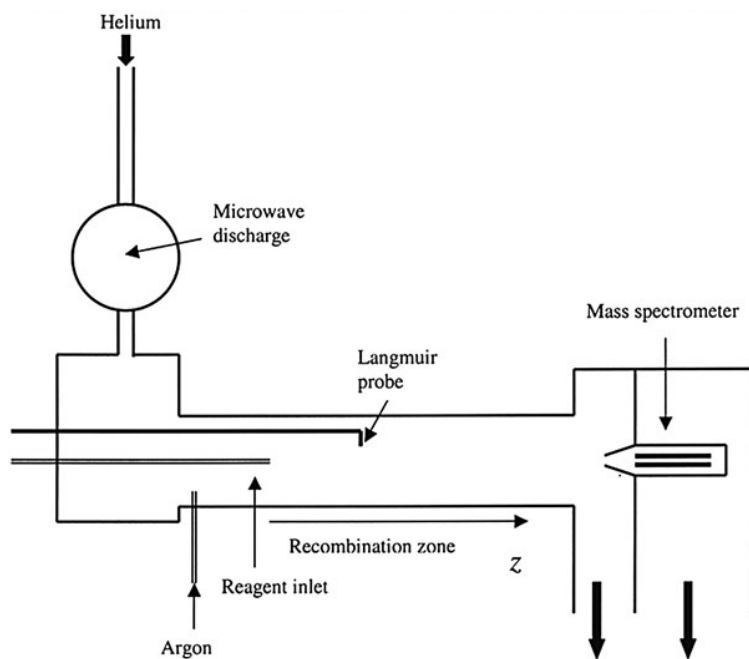
millielectronvolts or even lower. The neutral fragments leave the ring tangentially and can then be detected. The employment of the grid method (Larsson and Thomas, 2001) or energy-sensitive multi-strip surface-barrier (EMU) detectors (Buhr *et al.*, 2010) allows determination of the branching fractions between different reaction pathways. As mentioned, dissociative recombination reactions are highly exoergic and can usually show two or more different energetically feasible reaction channels. Also, breakup of the ion into three fragments upon dissociative recombination is much more common than is predicted by previous theoretical studies (Bates, 1986). This is, for instance, the case in the dissociative recombination of protonated methane:



in which Reaction 10a represents only 5% of all recombination processes and Reaction 10b is the major pathway (Semaniak *et al.*, 1998). This fact has raised questions about the feasibility of the former process as the final step in the formation of methane in the ISM (Viti *et al.*, 2000). Hydrogenation of carbon by H atoms on interstellar grain surfaces has been discussed as an alternative mechanism (Bar-Nun *et al.*, 1980).

In some cases, there have been differences between rate constants measured by flowing afterglows and in storage rings. For the dissociative recombination, the storage ring measurements (Smith *et al.*, 1984) yielded a rate constant of $2.8 (T/300)^{-0.52} \times 10^{-7} \text{ cm}^3 \text{ s}^{-1}$, whereas afterglow experiments reported considerably higher values amounting up to $1.1 \times 10^{-6} \text{ cm}^3 \text{ s}^{-1}$ at 300 K (Adams *et al.*, 1984). This discrepancy can be

FIG. 2. Schematics of a flowing afterglow apparatus. Ions (and electrons) are produced in the microwave discharges. By means of introduction of a reactant, secondary ions can be produced. With the movable Langmuir probe, the decay of electrons through recombination reaction can be followed. Taken from Larsson *et al.* (2012).



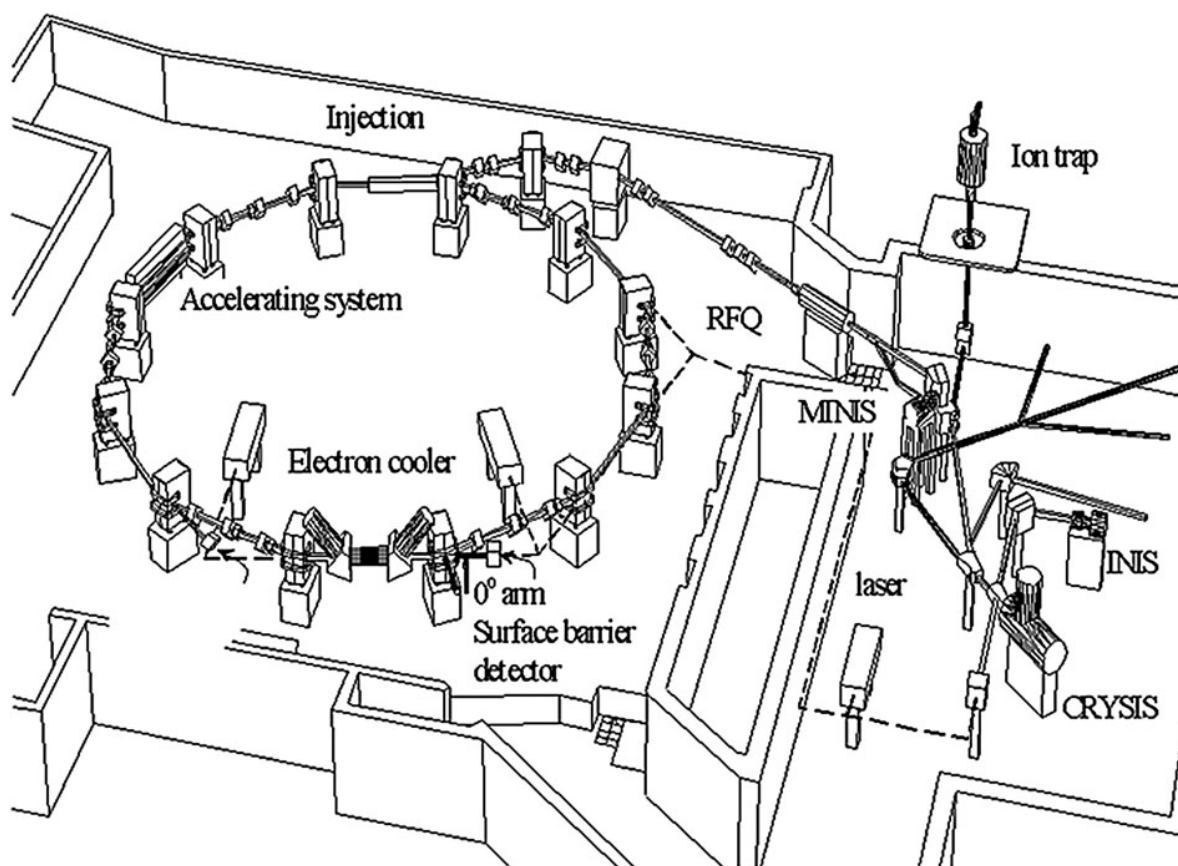
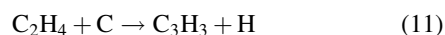


FIG. 3. The CRYRING magnetic storage ring. Ions are produced in the MINIS ion source and injected into the ring via a radiofrequency quadrupole. After acceleration in the ring by a radiofrequency field, the ion beam is merged with an electron beam in the electron cooler. Neutral products of ion-electron reactions are unaffected by the magnetic field and leave the ring tangentially and can be detected by the surface barrier detector. Taken from the work of Larsson *et al.* (2012).

caused by different reasons. In afterglow studies, where usually higher pressures pertain, three-body reactions involving the buffer gas or another reactant molecule or atom must be taken into account. Also, highly excited intermediate neutral molecules formed by the attachment of the electron or highly excited neutral fragments can be cooled by collisions with buffer gases and consequently follow a different reaction pathway. On the other hand, ions in excited states that show different behavior in dissociative recombination from those in the ground states could be present in the storage ring experiments.

Crossed-beam experiments have proven to be powerful tools for investigating neutral-neutral reactions. In these devices, two supersonic beams (one containing the atom or radical and one the other reactant) are crossed. Often the intersection angle can be scanned in these devices, enabling continuous variation of the relative kinetic energy of the reactants. Detection of the products can be accomplished with laser-induced fluorescence and mass spectrometry. The reaction of carbon atoms with unsaturated hydrocarbons have been studied with crossed beam machines. An example is the reaction:



could be an important step in the buildup of larger hydrocarbons and could be measured at relative translational en-

ergies down to 0.5 kJ/mol (Geppert *et al.*, 2000). With so-called “soft ionization” of product species by electrons with low energies and subsequent detection of the ions by mass spectrometry, even different products of the atom-neutral reaction could be identified (Balucani *et al.*, 2006).

For determining the rate constant of atom-neutral reactions, the CRESU (Cinétique des Réactions en Écoulement Supersonique Uniforme) apparatus has been employed with great success for studying hydrocarbon reactions at ISM temperatures (Canosa *et al.*, 1997). In CRESU, these cold temperatures are achieved by expanding the reactants and the radical precursors in buffer gas through a supersonic flow through a convergent-divergent Laval nozzle, whereby the buffer gas makes up the vast majority (~99%) of the gas mixture. Reactant atoms and radicals can then be produced from the precursor through irradiation of a coaxial laser.

The decay of the reactant atom (*e.g.*, $\text{C}(^3\text{P})$) can then be followed by laser-induced fluorescence, since the distance between the movable reservoir and the detection zone can be continuously altered and the velocity of the gas flow is well defined. Pseudo-first-order conditions (excess of the neutral reactant gases, *e.g.*, acetylene relative to the reacting atoms or radicals) are usually employed, which enables measurement of the rate constants. Very low temperatures (down to 15 K) can be routinely achieved in the CRESU

device. Also, the supersonic flow acts as a wall-free reaction vessel excluding problems arising from reaction on the chamber walls, which can be a problem in flow tubes. As can be seen in Fig. 4, the CRESU device can also be used for ion-neutral reactions (Rowe *et al.*, 1984).

Unfortunately, there is not very much data available about cation-anion reactions (*e.g.*, mutual neutralization processes), since these are very demanding to study experimentally. Investigations of ion-ion reactions require production and mixing of two ions under very controlled conditions (Adams *et al.*, 2003). Merged beams (Moseley *et al.*, 1975) and flowing afterglow (Smith and Adams, 1983) have been employed to study these processes. The construction of the DESIREE double storage ring will allow investigations of mutual neutralization reactions of interstellar anions (C_4H^- , C_6H^- and C_4H^-) with cations under interstellar conditions, since a very high vacuum and the cooling of the whole ring to temperatures less than 10 K are envisaged for this device (Schmidt *et al.*, 2013).

It would be beyond the scope of this review article to discuss the importance of all gas-phase neutral and ion reactions. Regarding the latter processes, the reader is referred to the review by Larsson *et al.* (2012). However, it can be seen from this summary that a multitude of experimental devices have been used to study gas-phase reactions in the ISM. All these approaches have their advantages and shortcomings, so disagreements in reaction rates and product branching ratios obtained by different methods still exist. However, for many important interstellar chemical gas-phase processes, still very little experimental data are available. This

is unfortunate, since model calculations need reliable kinetic parameters of these reactions as input data. New devices in the future will hopefully amend this lack of information.

A critical collection of data on different astrophysically relevant gas-phase reactions is provided by the KIDA (Kinetic Database for Astrochemistry) database (Wakelam *et al.*, 2015). It can be accessed via the Web at <http://kida.obs.u-bordeaux1.fr>.

2.2. Experimental investigations of reactions on the surface of interstellar dust grains

It is generally recognized that surface processes on dust grains play an important role in the synthesis of hydrogen molecules and water and organic molecules. Although sequences of gas-phase chemical reactions can lead to the formation of a multitude of molecules, in many cases they are inefficient in interstellar environments because of the presence of rate-limiting processes along the reaction chain. For example, in the gas phase, H_2 formation through recombination (*i.e.*, radiative association) of two hydrogen atoms in the ground state is forbidden. Instead, H_2 formation requires associative detachment, $H^- + H \rightarrow H_2 + e^-$. Formation of H^- by radiative electron attachment is slow and acts as the rate-limiting process; thus the latter process was only dominant in the late stages of the primeval Universe. Grain-surface processes have several advantages compared with gas-phase reactions, as follows: (1) energetic processes like photolysis and ion bombardment of grain ice mantles, which contain many chemical species, can efficiently produce

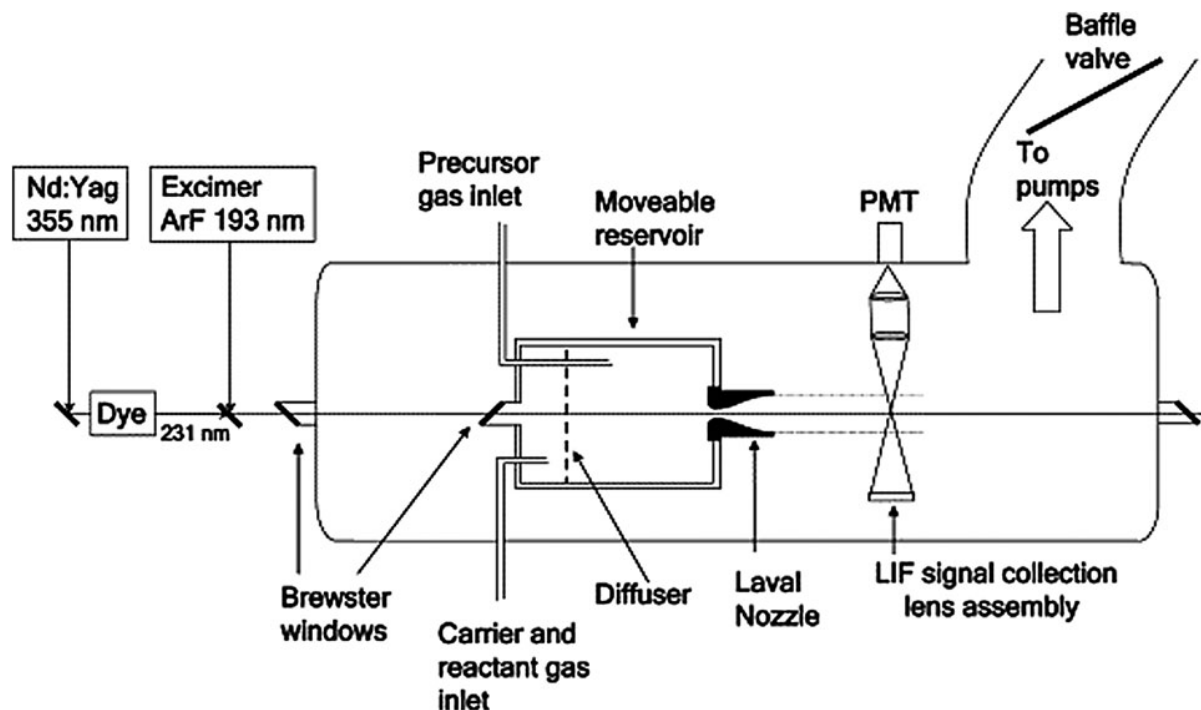


FIG. 4. Schematic of the CRESU apparatus. Reactants are produced from the precursor in the moveable reservoir and enter the vacuum chamber in a supersonic flow of the carrier gas through the Laval nozzle. The decay of the reactant is followed by means of laser-induced fluorescence by the photomultiplier tube (PMT). The variable distance between the reservoir and the detector allows for observation of the intensity of the reactant in the supersonic flow at different flow times. Taken from the work of Smith (2006).

complex molecules; (2) even reactions characterized by small cross sections, which rarely occur through single collisions in the gas phase, may proceed because reactants stay nearby and interact for a long time on the grain surface at very low temperatures; and (3) the surface acts as an absorber of excess energy of reaction, and thus recombination—such as H_2 formation and addition reactions—occurs efficiently without dissociation. Formation of hydrogenated molecules, for example, organic molecules, particularly benefits from these advantages on grain surfaces for a number of reasons. First, adsorbates can easily react with hydrogen produced by photolysis or ion bombardment of H_2O , which is the major component of ice mantles. Second, with reference to advantage (2), hydrogen addition reactions, even if characterized by moderate activation energies, can be facilitated through quantum tunneling at very low temperatures, where thermally activated reactions are highly suppressed. Quantum tunneling becomes feasible when the de Broglie wavelength of particles is comparable to the width of the activation barrier. In other words, tunneling is particularly effective for reactions involving light atoms, such as hydrogen, at very low temperatures because the wavelength is proportional to $(mT)^{-1/2}$. In addition, radical–radical recombination and tunneling reactions do not require any external energy input, like photons and ions, to proceed. This is particularly crucial for molecular synthesis in dense clouds, where radiation fields are very weak.

Among all hydrogenated molecules ever found in the actual ice mantles of interstellar grains, relatively simple molecules such as H_2O , CH_4 , NH_3 , H_2CO , and CH_3OH can be formed by simple H-atom addition to more primordial species on the grain surfaces. In fact, in recent years many studies have been published about the formation of these molecules through grain-surface reactions of H atoms (for a review, see Watanabe and Kouchi, 2008). The formation processes of these molecules compete with each other. For example, methane can be produced by successive hydrogenation of C atom, while methanol results from hydrogenation of CO on grains. The abundance of the simple hydrogenated molecules is strongly related with hydrogenation reaction rates and accretion rates of parent species: C, CO, and N. In fact, it was proposed that the formation of abundant carbon chains observed toward warm protostellar cores can be triggered by sublimation of CH_4 molecules from dust grains, where accretion of C atoms on dust exceeds that of CO (Sakai and Yamamoto, 2013). In contrast, in star-forming regions where the carbon chain molecules are deficient, the accretion rate of CO would be larger and lead to H_2CO and CH_3OH . It is therefore useful to overview the formation processes of not only CH_4 but also other competing molecules. In this section, the formation mechanisms of such hydrogenated molecules on cold grain surfaces are briefly reviewed, with a focus on experimental results.

2.2.1. CH_4 and NH_3 . Methane has been observed in both the gas (Boogert *et al.* 1998) and solid (Boogert *et al.* 1996) phase in the direction of high-mass and low-mass protostars. In addition to gas-phase formation, surface reactions are required to explain both the presence of CH_4 in polar ice and its low gas/solid abundance ratio. Similarly, both solid and gaseous NH_3 have been found at higher abundances than CH_4 in a number of different objects. Although a series of

ion-molecule reactions have been proposed to form NH_3 from N atoms or N^+ ions, grain-surface reactions are often considered as a major formation route. The most plausible route for CH_4 and NH_3 formation on grain surfaces is through successive H-atom addition (hydrogenation) to C and N atoms ($\text{C} \rightarrow \text{CH} \rightarrow \text{CH}_2 \rightarrow \text{CH}_3 \rightarrow \text{CH}_4$ and $\text{N} \rightarrow \text{NH} \rightarrow \text{NH}_2 \rightarrow \text{NH}_3$), respectively. The number of experiments focusing on hydrogenation of C and N atoms on surfaces is still rather limited because of technical difficulties related to C- and N-atom preparation. Hiraoka *et al.* sprayed atomic hydrogen onto C (Hiraoka *et al.*, 1998) and N (Hiraoka *et al.*, 1995) atoms in CO and N_2 matrices, respectively, in the temperature range of 10–30 K. They subsequently detected CH_4 and NH_3 using temperature-programmed desorption (TPD) methods, although it was not clear whether CH_4 and NH_3 were formed at 10 K or during the subsequent heating. Recently, Hidaka *et al.* (2011) observed NH_3 formation *in situ* upon the exposure of N atoms in an N_2 solid to H atoms at 10 K using Fourier transform infrared (FT-IR) reflection-absorption measurements. Unfortunately, the experimental conditions of these studies were not very relevant for realistic grain surfaces. Use of ice, silicate, or carbonaceous material substrates is desirable to appropriately simulate grain-surface processes. Nevertheless, it is reasonable to infer that the successive hydrogenation of C and N atoms proceeds on the grains because every step is a radical–radical barrierless or low-barrier reaction, assuming a physisorption system. The formation rate of the radical–radical hydrogenation reaction on grain surfaces at very low temperatures should be limited by the surface diffusion of atomic hydrogen or the accretion rates of C or N atoms. Surface diffusion of atomic hydrogen was recently investigated experimentally on amorphous solid water (ASW) at 10 K. From direct measurements of H atoms on ASW, it was found that most adsorption sites on ASW are sufficiently shallow for H atoms to thermally migrate from site to site, even at 10 K (Watanabe *et al.*, 2010; Hama *et al.*, 2012). Therefore, once H, C, and N atoms land on the grain surface, the diffusion rate of H atoms would not suppress the formation of CH_4 and NH_3 . Instead, exothermic abstraction reactions with H atoms from intermediate radicals, for example, $\text{NH} + \text{H} \rightarrow \text{N} + \text{H}_2$ and $\text{CH} + \text{H} \rightarrow \text{C} + \text{H}_2$, may compete with addition reactions and slow down the formation of CH_4 and NH_3 . Experiments on this kind of abstraction reaction are highly desirable.

2.2.2. H_2CO and CH_3OH . Since solid H_2CO and CH_3OH have been found abundantly in ice mantles, their formation mechanisms have been thoroughly investigated. Theoretical studies first suggested that these molecules are formed through successive hydrogenation of CO on grains, that is, $\text{CO} \rightarrow \text{HCO} \rightarrow \text{H}_2\text{CO} \rightarrow \text{CH}_3\text{O}$ (or CH_2OH) $\rightarrow \text{CH}_3\text{OH}$ (*e.g.*, Tielens and Whittet, 1997). There is a critical difference between the formation of H_2CO and CH_3OH on the one hand and CH_4 and NH_3 on the other. The successive hydrogenation of CO, leading to H_2CO and CH_3OH , includes radical-formation processes, $\text{CO} + \text{H} \rightarrow \text{HCO}$ and $\text{H}_2\text{CO} + \text{H} \rightarrow \text{CH}_3\text{O}$, which have significant activation barriers in the approximate energy in the temperature range of 2000–3000 K (Woon, 2002). Conversely, successive hydrogenation of C and N atoms consists of radical–radical barrierless or low-barrier reactions only. At very low grain temperatures, H_2CO and CH_3OH formation through thermally

activated hydrogenation is highly inhibited and thus requires quantum-tunneling reactions. Because the CO reactant can be readily prepared on a cold substrate in laboratory settings, CO hydrogenation has been targeted by many experimentalists. Since the first attempt where H₂CO formation was observed by using the TPD method (Hiraoka *et al.*, 1994), a number of improved experiments have been performed (*e.g.*, Watanabe and Kouchi, 2002; Watanabe *et al.*, 2004; Fuchs *et al.*, 2009). Watanabe and Kouchi (2002) demonstrated experimentally for the first time that H₂CO and CH₃OH are both produced at 10 K by exposure of H₂O–CO amorphous ice to cold H atoms. In subsequent experiments, they elucidated the effects of various parameters—such as surface temperature and composition (Watanabe *et al.*, 2004, 2006)—on hydrogenation of CO. The same reaction system has been investigated by two other groups, and essentially the same results were obtained (Fuchs *et al.*, 2009; Pirim and Krim, 2011). The main findings of these experiments were the following: H₂CO and CH₃OH are efficiently formed by CO hydrogenation through quantum tunneling on dust-grain analogues even at 10 K. Upon exposure of CO on ASW to H atoms with fluences equivalent to those in molecular clouds over 10⁵ to 10⁶ years, yields of H₂CO and CH₃OH reproduced abundances of the solids observed in ice mantles (Watanabe *et al.*, 2003). To evaluate more quantitatively whether this hydrogenation process works in realistic interstellar conditions, competing reactions should be considered. Among reactions involving hydrogen atoms on grain surfaces, H₂ formation through H–H recombination is the most important process. The CO hydrogenation rate is proportional to the surface number density of H atoms, while the recombination rate is proportional to its square. In laboratory experiments, H₂ formation must be enhanced because of the expected higher H-atom number density. This can be understood when we realize that the H-atom fluxes used are several orders of magnitude larger than those in interstellar environments. As a result, H₂CO and CH₃OH formation would be rather more efficient in interstellar clouds than in the experiments. The impact of the surface composition and temperature on CO hydrogenation is also an astrochemically important factor. The CO hydrogenation rate on ASW gradually decreases as the temperature increases to 15 K and drops drastically at temperatures greater than 20 K (Watanabe *et al.*, 2004). This temperature dependence can be attributed to the significantly reduced residence time of H atoms (*i.e.*, to the number density of H atoms) on the ASW surface at those temperatures. That is, the desorption rate of H atoms exceeds the tunneling-reaction rate with increasing temperature. Experimental results indicate that CO hydrogenation by “nonenergetic” H atoms would be inefficient on grains at temperatures in excess of 20 K. Note that translationally energetic H atoms produced by photolysis or ion bombardment of molecules like H₂O can still react with CO even at temperatures greater than 20 K within ice mantles, because such energetic atoms can overcome the reaction’s activation barrier immediately; therefore, tunneling which requires significant residence time on the surface is not necessary. The role of solid H₂O, the main component of ice mantles, in the context of CO hydrogenation has been highlighted experimentally by comparison with results related to the hydrogenation of pure solid CO. The hydrogenation rate of CO on ASW is almost equivalent to that of pure solid CO around 10 K for the same H-atom flux. However, at temperatures above 12 K, the difference in hydrogenation rates between both

systems becomes considerable. The CO hydrogenation rate on pure solid CO is approximately 3 orders of magnitude smaller than that on ASW at 15 K (Watanabe and Kouchi, 2008). Since the CO hydrogenation rate is proportional to both the residence time of H atoms on the surface and the tunneling transmission rate for the reaction’s potential barrier, the ASW surface should enhance either or both compared with pure solid CO surfaces. However, it is unlikely that the existence of H₂O molecules substantially modifies the shape of the potential barrier for CO+H → HCO, which governs the tunneling transmission rate, because interactions of both H and CO with H₂O are of van der Waals type. Therefore, enhancement of hydrogenation on ASW would be attributed to an increase in the residence time, that is, an increase of the surface number density of H atoms. It is plausible that a surface composed of molecules with a larger dipole moment produces a higher physisorption energy for H atoms. The dipole moment of H₂O is approximately 20 times larger than that of CO, so that H atoms would stay longer on ASW than on pure solid CO. The effect of the ASW surface on the temperature dependence of the tunneling reactivity varies with the reactions in the physisorption system. Fast reactions, which do not need long interaction times with H atoms, should be less affected by the ASW.

Interstellar formaldehyde (Loinard *et al.*, 2000) and methanol (Parise *et al.*, 2006) are well-known, highly deuterated species. The high deuterium enrichment in these molecules cannot be explained easily by invoking pure gas-phase chemistry. It is reasonable to consider that surface reactions contribute significantly to the formation of deuterated formaldehyde and methanol, as they do to the formation of normal H₂CO and CH₃OH. Theoretical models (Charnley *et al.*, 1997) have proposed successive additions of H and D atoms to CO on grain surfaces as a route for the formation of deuterated formaldehyde and methanol. Hidaka *et al.* (2007) first quantitatively evaluated deuteration of CO on ASW and found that deuterium addition, CO+D → DCO, is slower by approximately one order of magnitude than hydrogen addition, and that simple addition of D atoms to CO is inefficient. When considering the isotope effect of the tunneling reaction, this is readily understandable. Tunneling reactions are very sensitive to the tunneling mass and become considerably slower for heavier isotope masses. Nagaoka *et al.* (2005) first revealed experimentally that H–D substitution reactions occur on low-temperature surfaces following cold (30–100 K) D-atom exposure of solid CH₃OH, that is, CH₃OH → CH₂DOH → CHD₂OH → CD₃OH, probably via a sequence of H abstraction and D addition. The backward processes leading to a reduction in the number of D atoms in molecules (*e.g.*, CH₂DOH → CH₃OH) were not observed upon exposure to H atoms. Isotopologues containing D in the hydroxyl group (Me–OD) have not been observed. Similarly, deuterated formaldehyde is produced very efficiently by H–D substitution of normal formaldehyde (Hidaka *et al.*, 2009). These results have first indicated that H–D substitution reactions on the grain surfaces work for deuterium enrichment of formaldehyde and methanol. The nondetection of Me–OD in the experiments is consistent with the low abundances of Me–OD molecules observed. Based on these experimental results, Taquet *et al.* (2012) recently proposed a model that showed that D- and H-atom abstraction and substitution reactions are crucial in grain-surface chemistry and should be incorporated in models.

2.2.3. H_2O . H_2O is the most abundant component observed in ice mantles. Its abundance cannot be explained merely by gas-phase synthesis (e.g., Hasegawa *et al.*, 1992). The formation of solid H_2O has been intensively studied experimentally in recent years. The simplest route of H_2O formation is by successive addition of H atoms to an oxygen atom ($\text{O} \rightarrow \text{OH} \rightarrow \text{H}_2\text{O}$). Hiraoka *et al.* (1998) and Dulieu *et al.* (2010) reported that this formation route works on cryogenic surfaces. In their experiments, nondissociated O_2 molecules and O_3 , which result from the surface reaction $\text{O} + \text{O}_2$, coexist on the sample surfaces. Since these molecules can be additional sources for H_2O , as described below, it is not easy to determine the formation efficiency of H_2O through successive hydrogenation of O atoms alone under such experimental conditions. Nevertheless, it would be safe to consider that successive hydrogenation of O atoms proceeds efficiently on grain surfaces, because every step is a radical–radical reaction. A theoretical model has predicted that successive H-atom addition to O_2 molecules ($\text{O}_2 \rightarrow \text{HO}_2 \rightarrow \text{H}_2\text{O}_2 \rightarrow \text{H}_2\text{O} + \text{OH}$), combined with the reaction $\text{OH} + \text{H}_2 \rightarrow \text{H}_2\text{O} + \text{H}$, considerably contributes to H_2O formation in dense molecular clouds (Cuppen and Herbst, 2007). The final step of the former process, $\text{H}_2\text{O}_2 + \text{H} \rightarrow \text{H}_2\text{O} + \text{OH}$, and the latter reaction, $\text{OH} + \text{H}_2 \rightarrow \text{H}_2\text{O} + \text{H}$, have significant barriers and thus rarely occur at grain temperatures through thermally activated reactions. Miyachi *et al.* (2008) demonstrated experimentally that successive hydrogenation of O_2 , leading to the formation of H_2O , occurs efficiently even at 10 K through quantum tunneling. Subsequently, Ioppolo *et al.* (2008) also confirmed the efficacy of this process. Recently, a large isotope effect on the reaction $\text{H}_2\text{O}_2 + \text{H} \rightarrow \text{H}_2\text{O} + \text{OH}$ has been reported as a feature of the tunneling reaction (Oba *et al.*, 2014). For the reaction of OH with H_2 , Oba *et al.* (2012) presented the first experimental evidence of solid H_2O formation through the tunneling reaction of OH (in its electronic and vibrational ground states) + H_2 at 10 K. Using isotopologues such as OD and D_2 , they found that a significant isotope effect results from differences in the effective mass of each reaction. H_2O can also be formed through hydrogenation of O_3 (Mokrane *et al.*, 2009; Romanzin *et al.*, 2011). However, O_3 has not been observed in the ISM, in either gas or solid phases. In fact, Taquet *et al.* (2013) predicted that O_3 is a minor product on grain surfaces.

2.3. Experiments simulating reactions in ice mantles of interstellar grains

2.3.1. Reactions of $\text{CH}_4/\text{CH}_3\text{OH}$ in simulated ice mantles of interstellar grains. Solid CH_4 has been observed toward low- and high-mass young stellar objects (Lacy *et al.*, 1991; Boogert *et al.*, 1996, 1997; Gibb *et al.*, 2004; Öberg *et al.*, 2008). Its abundance with respect to solid water varies in the range 2–10% (Boogert *et al.*, 1997; Öberg *et al.*, 2008). CH_4 is believed to be formed on grains either by hydrogenation (Aikawa *et al.*, 2005; Öberg *et al.*, 2008) of accreted C atoms or by energetic processing of CH_3OH -rich ices (Boogert *et al.*, 1996; Baratta *et al.*, 2002; Garozzo *et al.*, 2011). In fact, it is widely accepted that icy grain mantles are continuously processed by low-energy cosmic rays and UV photons (Jenniskens *et al.*, 1993; Shen *et al.*, 2004). Shen *et al.* (2004) estimated the energy deposition onto water-ice grain mantles

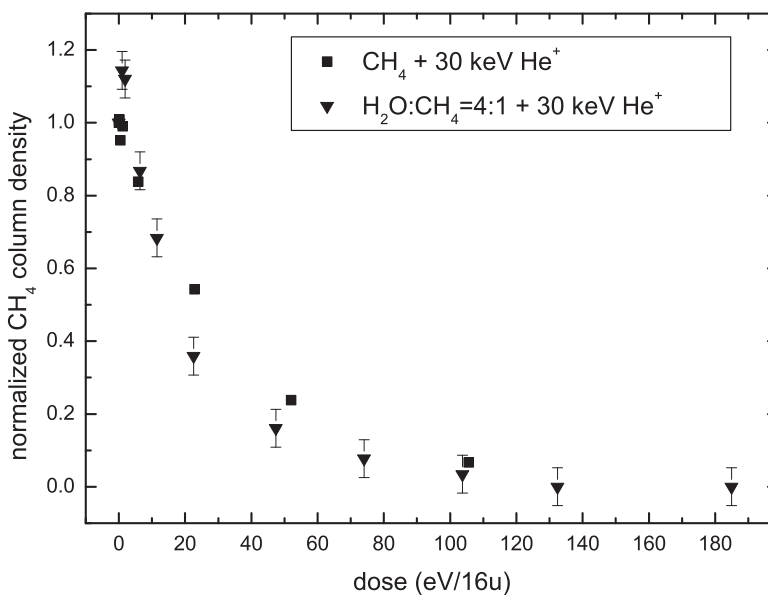
by cosmic rays and by UV photons in dense molecular clouds. They found that depending on the assumed cosmic ray spectrum at low energy, after 10^7 years the dose deposited by UV photons varies in the range 100–10 eV/molecule, and the dose deposited by cosmic rays varies in the range 10–1 eV/molecule.

In the past 35 years, several experiments have been performed to study the effect of ion bombardment and UV photolysis on the chemical composition of icy samples. In fact, several laboratories worldwide are involved in this kind of study (e.g., Sandford *et al.*, 1988; Palumbo and Strazzulla, 1993; Gerakines *et al.*, 1996; Cottin *et al.*, 2003; Bennett *et al.*, 2006; Fulvio *et al.*, 2009; Öberg *et al.*, 2009; Boduch *et al.*, 2012; Modica *et al.*, 2014; Muñoz Caro *et al.*, 2014). Icy samples are prepared in a high-vacuum ($P \sim 10^{-7}$ mbar) chamber or ultra-high-vacuum ($P \sim 10^{-9}$ mbar) chamber. An IR-transparent substrate (e.g., crystalline silicon or KBr) is placed in thermal contact with a cryostat and cooled down to 10–20 K. Gases are admitted into the vacuum chamber in order to accrete a thin ice film (0.1–10 μm). Icy samples can be processed by fast ions ($E = \text{keV} - \text{MeV}$) or UV photons (obtained by a discharge lamp or synchrotron radiation). The ice samples can be analyzed before and after processing by IR transmission spectroscopy or reflection absorption infrared (RAIR) spectroscopy.

Laboratory experiments have shown that CH_4 is easily destroyed by ion bombardment or UV photolysis (e.g., Gerakines *et al.*, 1996; Baratta *et al.*, 2002). As an example, Fig. 5 shows the column density of CH_4 after ion bombardment of pure CH_4 and a mixture of $\text{H}_2\text{O}:\text{CH}_4 = 4:1$ at 12 K. Column density values are plotted versus dose (given in eV/16u). The dose is obtained from the knowledge of the ion fluence impinging on the sample (ions cm^{-2}) measured during the experiment and the stopping power (eV cm^2 molecule $^{-1}$) obtained using SRIM 2008 code (Ziegler *et al.*, 2008). As suggested by Strazzulla and Johnson (1991), the dose given in units of electronvolts per small molecule (16u) is a convenient way to characterize chemical changes and compare the results obtained after processing of different samples. Experimental data reported in Fig. 5 are adapted from Baratta *et al.* (2002) and Garozzo *et al.* (2011). The column density is obtained from the CH_4 band at about 1300 cm^{-1} using a band strength value equal to $6.4 \times 10^{-18} \text{ cm molecule}^{-1}$ (Mulas *et al.*, 1998) after the transmission spectra are converted to optical depth scale. The column density of CH_4 at a given dose is divided by the value measured soon after deposition (i.e., before bombardment starts). We notice that the CH_4 column density ratio has values greater than 1 at low dose. As pointed out by Garozzo *et al.* (2011), this is due to the variation in the band strength value after ion bombardment as also observed for other bands in other molecules (e.g., Leto and Baratta, 2003; Loeffler *et al.*, 2005).

After bombardment, new absorption bands are observed in the IR spectra, which indicate the formation of additional volatile species such as ethane (C_2H_6), propane (C_3H_8), ethylene (C_2H_4), and acetylene (C_2H_2). When CH_4 is mixed with H_2O and/or N_2 , other and more complex species are formed (e.g., Moore and Hudson, 1998, 2003; Baratta *et al.*, 2002, 2003). In any case, after further bombardment a refractory residue is formed as demonstrated by the appearance of the amorphous carbon feature in the Raman spectra (e.g., Ferini *et al.*, 2004; Palumbo *et al.*, 2004). Jones and Kaiser (2013)

FIG. 5. Normalized column density of CH_4 as a function of irradiation dose ($\text{eV}/16\text{u}$) after ion bombardment of pure CH_4 and a $\text{H}_2\text{O}:\text{CH}_4=4:1$ mixture at 12 K with 30 keV He^+ .



studied the effects of electron irradiation of pure CH_4 by reflectron time-of-flight mass spectrometry and found that high-molecular-weight hydrocarbons of up to C_{22} , among them alkanes, alkenes, and alkynes, are formed; Paardekooper *et al.* (2014) and Bossa *et al.* (2015) investigated the effect of UV photolysis on pure CH_4 ice at 20 K combining laser desorption and time-of-flight mass spectrometry showing the formation of large C-bearing species.

Observations have shown that in icy grain mantles the abundance of methanol (CH_3OH) with respect to H_2O along the line of sight of high-mass and low-mass young stellar objects spans over a large range: 1–30% (Gibb *et al.*, 2004; Boogert *et al.*, 2008).

Recent laboratory experiments (*e.g.*, Hiraoka *et al.*, 2002; Watanabe and Kouchi, 2002; Fuchs *et al.*, 2009) have shown that CH_3OH molecules efficiently form after hydrogenation of CO molecules in CO-rich and water-poor ices. Therefore, it is reasonable to assume that CH_3OH -rich and water-poor ice mantles may exist along the line of sight of dense molecular clouds (*e.g.*, Skinner *et al.*, 1992; Palumbo and Strazzulla, 1992; Cuppen *et al.*, 2011). When methanol is processed by energetic ions, the column density of pristine methanol decreases, and new bands appear in the IR spectra indicating the formation of other, also complex, species (*e.g.*, Palumbo *et al.*, 1999; Baratta *et al.*, 2002; Bennett *et al.*, 2007; Öberg *et al.*, 2009). Figure 6 (top panel) shows the normalized column density of methanol after ion bombardment at 16 K of pure CH_3OH and $\text{CO}:\text{CH}_3\text{OH}$ and $\text{N}_2:\text{CH}_3\text{OH}$ mixtures as a function of dose in $\text{eV}/16\text{u}$. Experimental data are adapted from the works of Modica and Palumbo (2010) and Islam *et al.* (2014). The column density of methanol is obtained from the band at about 1030 cm^{-1} using the band strength value of $1.3 \times 10^{-17} \text{ cm molecule}^{-1}$ (Palumbo *et al.*, 1999). Figure 6 (bottom panel) shows the ratio between the column density of CH_4 formed after processing and the column density of CH_3OH at the same dose. We notice that this ratio is independent of the initial mixture within experimental uncertainties. Several other species are formed after ion bombardment of CH_3OH -rich mixtures such as carbon monoxide

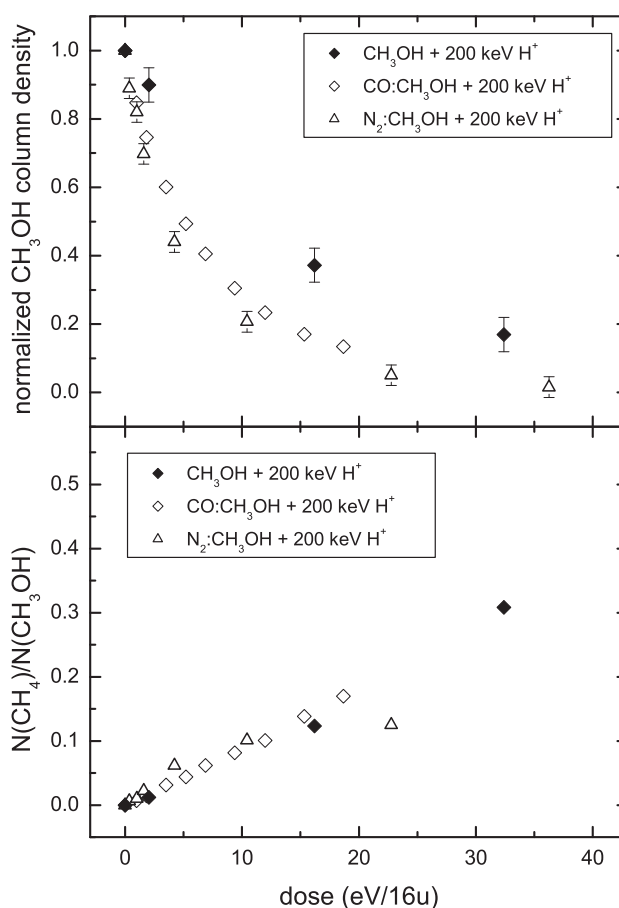


FIG. 6. Top panel: Normalized column density of CH_3OH as a function of irradiation dose ($\text{eV}/16\text{u}$) after ion bombardment of pure CH_3OH and two mixtures, $\text{CO}:\text{CH}_3\text{OH}$ and $\text{N}_2:\text{CH}_3\text{OH}$, at 16 K with 200 keV H^+ . Bottom panel: Column density of CH_4 formed at 16 K after ion bombardment (200 keV H^+) of the same CH_3OH -rich ice mixtures divided by the column density of CH_3OH at the same dose.

(CO), carbon dioxide (CO₂), formyl radical (HCO), formaldehyde (H₂CO), ethylene glycol (C₂H₄(OH)₂), methyl formate (HCOOCH₃), and glycolaldehyde (HCOCH₂OH) (*e.g.*, Moore *et al.*, 1996; Palumbo *et al.*, 1999; Hudson and Moore, 2000; Modica and Palumbo, 2010).

The experimental results described here could be added to chemical models to understand the equilibrium value reached between CH₄ formation processes (*i.e.*, hydrogenation of C-atoms and energetic processing of CH₃OH-rich ices) and the destruction processes induced by ion bombardment.

Ten different molecular species have been firmly identified in interstellar icy grain mantles. Among them CH₄ and CH₃OH have been detected toward both high-mass and low-mass young stellar objects. From the data reported by Gibb *et al.* (2004), it is possible to estimate that, toward high-mass young stellar objects, the column density ratio CH₄/CH₃OH is on average less than one. On the other hand, this ratio is higher, as high as 2, toward low-mass young stellar objects (Boogert *et al.*, 2008; Öberg *et al.*, 2008). This difference could be ascribed to the different average ice temperature in the line of sight to high- and low-mass objects along with the different sublimation temperature of pristine CH₄ (about 30 K) and pristine CH₃OH (about 130 K; *e.g.*, Collings *et al.*, 2004). However, it is important to note that volatile species can remain trapped in the refractory residue formed after ion bombardment and can be observed in the spectra taken at temperatures higher than their sublimation temperature (*e.g.*, Palumbo *et al.*, 1999; Sicilia *et al.*, 2012).

As shown in Fig. 6 (bottom panel), laboratory experiments show that the column density ratio CH₄/CH₃OH after ion bombardment of CH₃OH-rich ice is less than 1 in the dose range investigated (Palumbo *et al.*, unpublished data). This suggests that ion bombardment of CH₃OH-rich ices can be relevant but cannot be the only formation route to observed solid CH₄; hydrogenation of accreted carbon atoms is a relevant process too.

It is generally accepted that ice grain mantles are processed simultaneously by UV photons and low-energy cosmic rays. Several investigations on the comparison between the two processes have been carried out (*e.g.*, Gerakines *et al.*, 2000, 2001; Cottin *et al.*, 2001; Baratta *et al.*, 2002; Muñoz Caro *et al.*, 2014), and recently investigations on the effects obtained after simultaneous processing have been performed (Islam *et al.*, 2014). Experimental results have shown that, from a qualitative point of view, ion bombardment and UV photolysis generate similar changes in interstellar ice analogues. However, quantitative differences between the two processes have been observed.

Even if only 10 species have been firmly identified, it is generally accepted that other, more complex molecules are also present in icy grain mantles which cannot be detected in the solid phase by IR spectroscopy. These species are expected to enrich the gas-phase composition after desorption of icy grain mantles (*e.g.*, Palumbo *et al.*, 2008; Modica and Palumbo, 2010) and could be incorporated in planetesimals and comets. To check the role of ion bombardment in the formation of complex species after ion bombardment of CH₄ and CH₃OH-rich ices, we have compared the profile of the CH₄ band at about 1300 cm⁻¹ observed toward dense molecular clouds with the profile we obtain in our laboratory spectra after ion bombardment. As an example, Fig. 7 shows the comparison between the band profile observed with the

ISO satellite toward the high-mass young stellar object NGC7538 IRS9 and the profile of the CH₄ band in different laboratory spectra. Figure 7 shows that a good comparison is obtained considering the contribution of two laboratory spectra, namely, a mixture H₂O:CH₄ after ion bombardment at low temperature and a CH₃OH-rich ice after ion bombardment at low temperature and warm-up to 100–125 K. In each panel, the red line is the best fit to the observed data points obtained by a linear combination of two laboratory spectra. The thin lines are the laboratory spectra scaled by the coefficient given by the fit procedure. This result is consistent with the hypothesis that CH₄ formed after C hydrogenation is present on cold ice grain mantles along the line of sight and CH₄ formed after energetic processing of CH₃OH is also there. Here, the temperature at which laboratory spectra are taken has to be regarded as the value at which the profile of the CH₄ band better reproduces the average profile along the line of sight due to icy grain mantles at different temperatures.

Many recent results support experimental efforts (*e.g.*, Allodi *et al.*, 2013) to use more sensitive techniques to clearly show the formation of complex molecules and/or fragments that could be of primary relevance for astrobiology and an understanding of which species should be searched for, by ground-based or space-borne facilities, in protostellar environments, protoplanetary disks, and atmospheres of extrasolar planets or moons that afford evidence for the presence of a complex chemistry that could evolve toward a biosphere.

2.3.2. Formation of complex organic compounds in simulated ice mantles of interstellar grains. It was shown that interstellar dust particles (ISDs) in dense clouds are covered with ice mantles that are composed of water, carbon monoxide, carbon dioxide, methanol, methane, and ammonia. The question is whether more complex organic compounds could be synthesized in the ice mantles. Greenberg proposed the following scenario: (1) Complex organic molecules were formed in ice mantles of ISDs in dense clouds; (2) The ISD complex molecules were altered by photochemical and thermal processes in diffuse cloud, protosolar nebulae, and so on; (3) The ISDs with organic molecules are then aggregated to form comets (Greenberg and Li, 1997). It is not possible to observe complex organic compounds in the ice mantles; the only way to examine this is in laboratory simulation experiments.

The major energy for the reactions in ice mantles seems to be cosmic rays and cosmic ray-induced UV light since stellar UV light cannot penetrate deeply into dense clouds. To simulate possible reactions in ice mantles of ISDs, frozen mixtures of simulated interstellar media were irradiated with UV light or high-energy protons.

Greenberg and coworkers pioneered a laboratory simulation of photochemical formation of complex organic molecules from possible interstellar media. In their early experiments, a frozen mixture of H₂O, NH₃, CH₄, and/or CO was used as simulated ice mantles of ISDs. The starting gas mixtures were frozen onto aluminum substrates that had been cooled down to 12 K, and they were irradiated in vacuum with UV light from a hydrogen lamp. The products were warmed up to room temperature, and the residues on the substrates were analyzed by gas chromatography–mass spectrometry

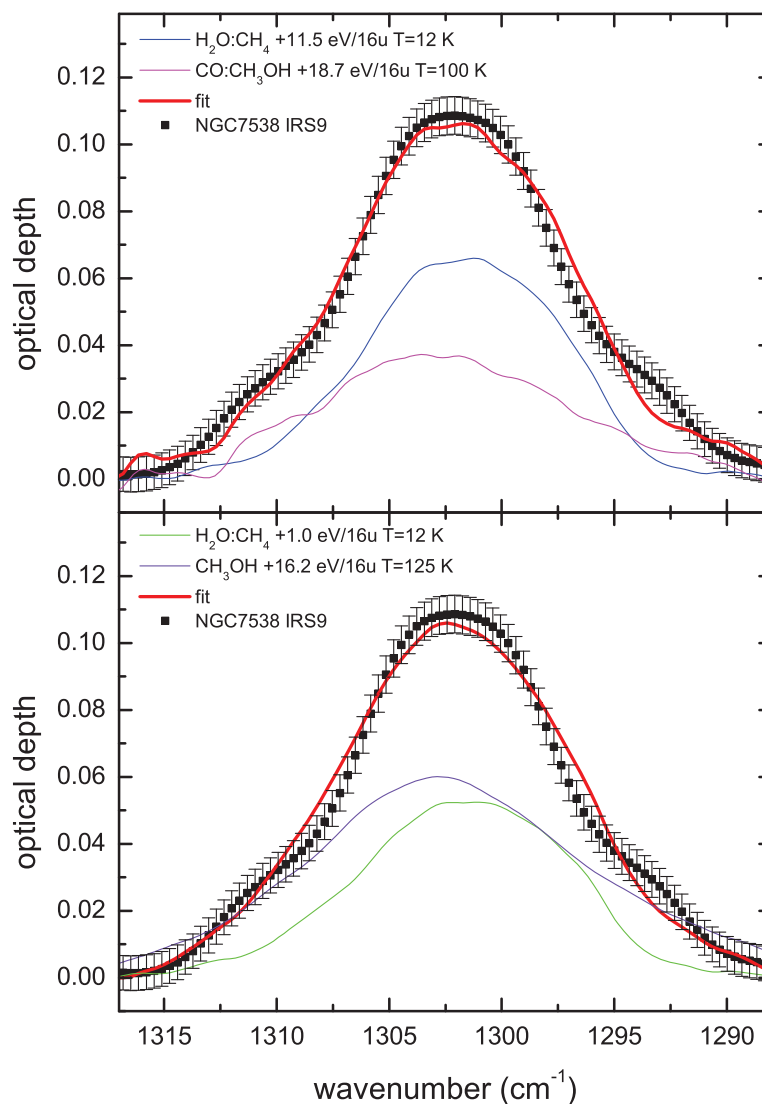


FIG. 7. Comparison between observed and laboratory spectra. Data points are ISO observations. In each panel the thick red line is the best fit to the observed data points obtained by a linear combination of two laboratory spectra. The thin lines are the laboratory spectra scaled by the coefficient given by the fit procedure.

(GC/MS) after trimethylsilyl (TMS) derivatization. When a mixture of H_2O , NH_3 , and CO was used, various molecules including glycine were identified in the products. When CH_4 was used in place of CO , no residues were observed (Briggs *et al.*, 1992). Thus, several photolysis experiments after this research tended to use CO and/or CH_3OH rather than CH_4 .

Muñoz Caro *et al.* (2002) irradiated a frozen mixture of H_2O , CO , CO_2 , CH_3OH , and NH_3 in a vacuum with UV light from a hydrogen lamp at 12 K. Bernstein *et al.* (2002) also used a frozen mixture of H_2O , CO , CH_3OH , HCN , and NH_3 as a target of vacuum ultraviolet (VUV) irradiation at 15 K. Both teams detected a number of racemic amino acids after hydrolysis of the products.

To examine direct actions of cosmic ray particles, Kobayashi *et al.* irradiated a frozen mixture of H_2O , CH_4 (or CO), and NH_3 with 3 MeV protons from a van de Graaff accelerator and confirmed the formation of amino acid precursors (compounds giving amino acids after hydrolysis) (Kobayashi *et al.*, 1995; Kasamatsu *et al.*, 1997a, 1997b). In particle irradiation experiments, not only CO but also CH_4 gave amino acid precursors.

The results suggest that complex molecules including amino acid precursors could be formed in ice mantles of interstellar grains containing H_2O , CH_4 (or CO , CH_3OH), and NH_3 by the action of cosmic rays and cosmic ray-induced UV. In addition, thermal energy during warming of the ice mantles from dense cloud environments to warmer environments would lead to the formation of more complex organics (Theule *et al.*, 2013). Such organic compounds could have been incorporated into small bodies such as asteroids and comets after a solar system was formed from the materials in dense clouds via a solar nebula. Furthermore, it is of interest to study how interstellar complex organic compounds were altered to cometary and meteoritic complex organic compounds by photochemical, radiochemical, and thermal/hydrothermal/hydrolytic alterations.

3. Experiments Simulating Submarine Hydrothermal Systems

Submarine hydrothermal vents were first discovered at the Galapagos spreading center in the late 1970s (Corliss

et al., 1979). Their discovery along the boundaries of tectonic plates were regarded as favorable sites for chemical evolution toward the generation of life on Earth for the following reasons:

- (1) Reducing environments are favorable for abiotic synthesis of organic compounds of biological interest such as amino acids. Though it is controversial whether methane and other hydrocarbons were present in the primitive Earth atmosphere, submarine hydrothermal systems are promising sites where methane is available, because methane is present in hydrothermal systems even in the present oxidizing Earth environments.
- (2) Thermal energy from magma could provide an energy source for chemical evolution. Though long-term heating at high temperature would destroy abiotically formed organic compounds, those formed in hot environments could be thermally quenched when they erupted into cold seawater.
- (3) The interaction between hydrothermal fluid and rocks provided high concentration of various metal ions such as manganese, iron, and zinc, which could serve as catalysts for abiotic synthesis of organic compounds (Kobayashi and Ponnampetuma, 1985).
- (4) Phylogenetic relationships between microorganisms, when displayed on the 16S rRNA universal tree, suggest that the last universal common ancestor of terrestrial organisms was a thermophile, which implies that the earliest terrestrial microbes inhabited hot environments such as the vicinity of submarine hydrothermal vents.

A wide variety of experiments have been performed to simulate possible reactions in submarine hydrothermal systems to study the origins of methane in submarine hydrothermal systems and formation and stability of organic compounds, such as amino acids in submarine hydrothermal systems. Holm and Andersson (2005) published 11 years ago in *Astrobiology* a review of hydrothermal organic chemistry experiments carried out up to that date. Recent development of experimental systems simulating submarine hydrothermal systems is summarized by Suzuki *et al.* (2015).

3.1. Experiments simulating methane formation in hydrothermal systems

Not many experiments have been designed to specifically monitor the formation of methane in geothermal systems. Most systems have been designed to monitor as many organic compounds as possible. French (1962, 1970) was the first scientist to recognize hydrothermal systems as sites for abiotic synthesis of organic compounds. He suggested, on the basis of experimental results, that organic compounds are formed abiotically by processes like Fischer-Tropsch-type (FTT) reactions between a high-pressure gas phase and siderite or other carbonates plus iron-bearing minerals. He also proposed that suitable conditions could be attained by hydrothermal activity at moderate depth within Earth's crust, where the existence of a CH₄-rich phase would be favored by low fugacity of oxygen (fO_2). Simulations of organic geochemistry in hydrothermal system conditions following

French have been entirely focused on more complex organic compounds other than methane, particularly hydrocarbons and amino acids.

About the only hydrothermal simulation experiments that have been designed to focus on the formation of CH₄ (together with H₂) were performed by Neubeck *et al.* (2011, 2014). They conducted a series of low-temperature (30°C, 50°C, and 70°C) experiments in which they tested the CH₄ and H₂ formation potential of olivine. Their results show that not only was hydrogen formed from water because of partial oxidation of Fe(II) in the Fe-silicate fayalite of the olivine, but also that CH₄ was produced at these relatively low temperatures from CO₂ and HCO₃⁻. The authors concluded that the presence of spinels like magnetite (formed by the oxidation of the fayalite) and chromite catalyzed the formation of CH₄.

3.2. Formation of amino acids in submarine hydrothermal system—simulating environments

To examine possible formation of amino acids in submarine hydrothermal systems, Yanagawa and Kobayashi (1992) performed simulation experiments by using an autoclave. Modified hydrothermal vent media (MHVM) containing Fe²⁺ (2 mM), Mn²⁺ (0.6 mM), Zn²⁺ (0.1 mM), Ca²⁺ (0.1 mM), Cu²⁺ (20 mM), Ba²⁺ (0.1 mM), and NH₄⁺ (50 mM) were prepared, and the pH was adjusted to 3.6. MHVM in a Pyrex glass tube and a 1:1 mixture of methane and nitrogen (80 kg cm⁻²) were introduced into the autoclave. They were heated at 325°C for 1.5–12 h and then cooled down to room temperature. The resulting solution was subjected to amino acid analysis by high-performance liquid chromatography (HPLC) and GC/MS after acid hydrolysis.

Amino acids such as glycine, alanine, aspartic acid, and serine were detected in the hydrolysates, together with non-protein amino acids like α - and γ -aminobutyric acid, β -alanine, and sarcosine. The amino acids detected by GC/MS with a chiral column were racemic mixtures. Procedural blank showed no amino acids. Thus, it was concluded that amino acid precursors were formed abiotically from methane-containing media in simulated submarine hydrothermal systems (Yanagawa and Kobayashi, 1992).

A major outstanding challenge is quantification of abiotically formed CH₄ and other organic compounds in hydrothermal environments on Earth today and on other celestial bodies, as well as improvement of our understanding of such a process on the early Earth.

4. Experiments on Methane Chemistry in Planetary and Satellite Atmospheres

A wide variety of organic compounds have been detected in extraterrestrial environments. Since there are few relics of chemical evolution on present-day Earth, the inventories of extraterrestrial organic compounds could suggest possible chemical evolutionary pathways toward the generation of life on Earth and elsewhere. Among all the objects in the Solar System, Titan and its methane-rich atmosphere provide a natural laboratory of chemical evolution. Thermal escape, and methane reactivity, including its direct photolysis, are responsible for a short lifetime of methane in Titan's atmosphere of about 20–30 million years (Atreya, 2006; Tucker and Johnson, 2009; Krasnopolsky, 2014). Methane chemistry

is, moreover, strongly coupled with nitrogen, leading to heavy hydrocarbon and nitrogen-bearing organic molecules in the gas phase and ultimately to solid organic aerosols that settle downward to Titan's surface. This complex chemistry has been investigated by the Cassini-Huygens space mission and in laboratory experiments. The thickness of Titan's atmosphere leads to two main, isolated reactive layers in Titan's atmosphere: a layer above the tropopause driven by VUV photochemistry and a layer below the tropopause driven by soft UV and interactions with the surface.

4.1. Reactions in the higher layers of Titan's atmosphere and ionosphere

One of the most surprising discoveries of the Cassini-Huygens mission to the Saturn system was the rich ion-neutral organic chemistry present in the thermosphere and ionosphere of Titan above an altitude of 950 km (Waite *et al.*, 2005; Vuitton *et al.*, 2006). Three observation types characterize that discovery, as follows (see Fig. 8):

- (1) A strong correspondence between the neutral and ion species that were measured below 100 u by the Cassini Ion Neutral Mass Spectrometer (INMS) (see panel A).
- (2) An extension of the ion mass spectrum up to masses of >250 u measured by the Cassini Plasma Spectrometer (CAPS) Ion Beam Spectrometer (IBS, Cray *et al.*, 2009) (see panel B).
- (3) Large negative ions with masses greater than 5000 u measured by the CAPS Electron Spectrometer (ELS; panel C) that increase in complexity at altitudes below 1000 km (Coates *et al.*, 2009).

Westlake *et al.* (2014) demonstrated with correlation analysis that the molecular growth between ions and neutral species below 200 u appears to take place in large part due to addition reactions of C₂ compounds (C₂H₂ and C₂H₄). Westlake *et al.* (2014), Waite *et al.* (2005), and Lavvas *et al.* (2013) argued that the processes of positive and negative ion growth of organic molecules can account for the bulk of the organic synthesis at Titan with largely agglomeration and

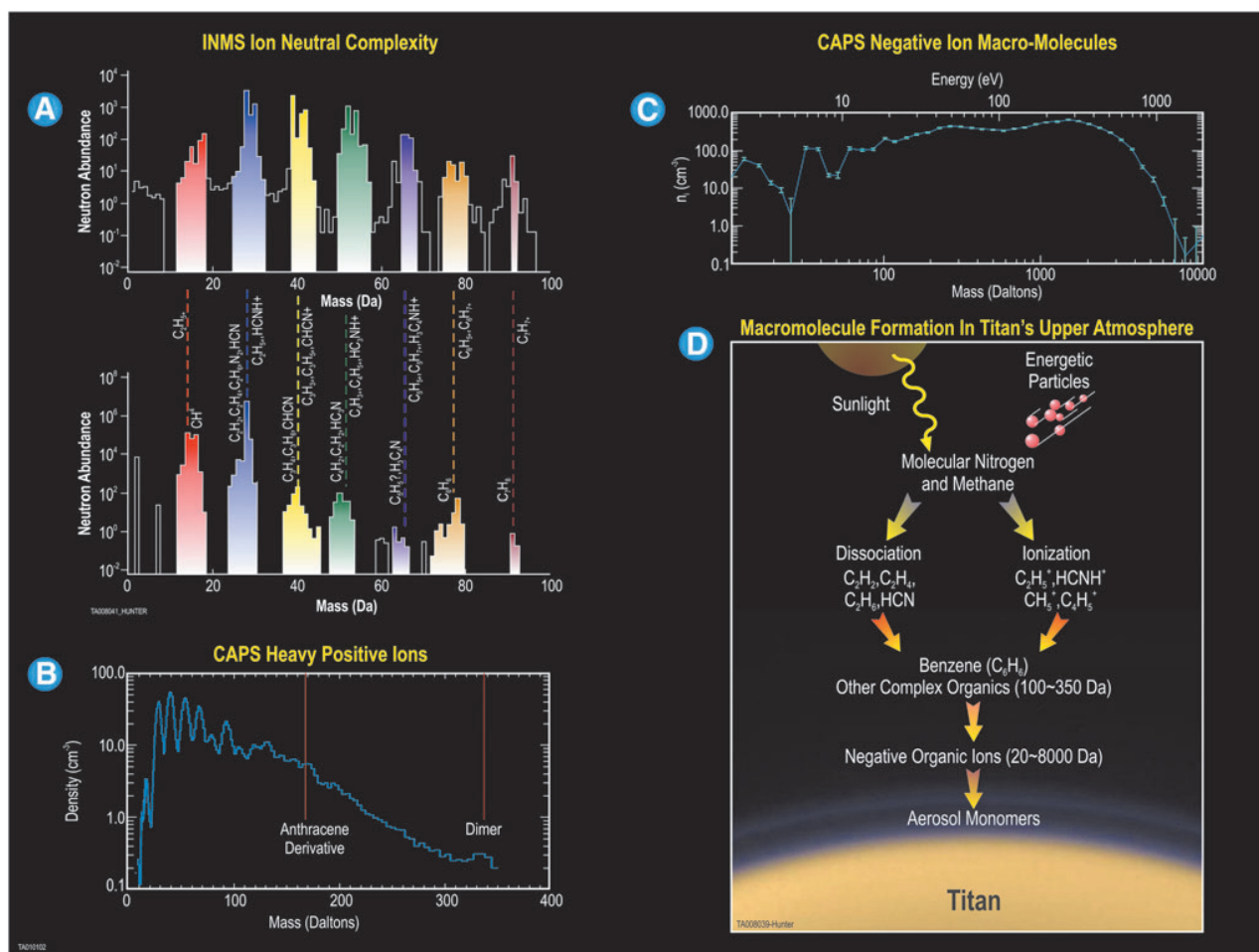


FIG. 8. Schematic introduction of the CAPS and INMS data sets that were used to study the ion-neutral chemistry producing complex organic compounds in Titan's upper atmosphere. Panel A shows the neutral (upper) and ion (lower) mass spectra from 1 to 100 u in Titan's upper atmosphere measured by INMS. Panel B shows the mass spectra of Cray *et al.* (2009) taken by CAPS IBS and indicating positive ions that contain PAHs and nitrogen-substituted aromatics that extend to >250 u. Panel C is a negative ion spectrum from the work of Coates *et al.* (2009) indicating that the ion neutral chemistry also involves negative ions with masses of over 5000 u. Panel D illustrates the main chemical processes leading to the formation of Titan's organic aerosols and beginning with methane atmospheric photolysis (Waite *et al.* 2007).

condensation chemistry occurring below 800 km. This stands in strong contrast to the pre-Cassini-Huygens paradigm of organic synthesis in Titan's stratosphere.

4.2. Experiments simulating the higher layers of Titan's atmosphere

The triggering process for methane chemistry in Titan's higher atmosphere is its photolysis. Well-characterized at Lyman- α (Romanzin *et al.*, 2008; Gans *et al.*, 2011), the branching ratios among the photolytic products remain poorly documented out of this wavelength. No measurements exist between the branching ratios for CH₂ and CH₃ at wavelengths larger than Lyman- α (Gans *et al.*, 2013). Titan's atmospheric models suffer from this lack of experimental data since the 130–140 nm wavelength range dominates methane photolysis in the stratosphere.

From Cassini observations, we know that aerosols not only are bathed in a neutral and ion gas mixture that constitutes Titan's ionosphere, but also they affect the content and charge balance of the gas phase itself (Lavvas *et al.*, 2013). This feedback between ions, neutrals, and solid aerosols is, to date, difficult to predict but has been successfully approached in the laboratory by dusty-plasma experiments (Coll *et al.*, 1999; Imanaka *et al.*, 2004; Szopa *et al.*, 2006; Trainer *et al.*, 2006; Cable *et al.*, 2012). In this case, partial ionization of the initial CH₄-N₂ gas mixture is created by a plasma discharge, which is similar to the combined effect of the magnetospheric electrons from Saturn and the VUV solar photons. Plasma experiments have provided support for the interpretation of Cassini-Huygens data. For instance, specific investigation of the ion and neutral gas-phase content has been led by Gautier *et al.* (2011), Carrasco *et al.* (2012), and Horvath *et al.* (2010), involving nitrile molecules, positive ions, and negative ions, respectively. Plasma experiments in the laboratory have also demonstrated that the addition of CO to the mixture (perhaps due to oxygen from Enceladus) can result in efficient oxygen incorporation in the aerosols (Fleury *et al.*, 2014) and in amino acid formation (Hörst *et al.*, 2012).

A new type of experiment that mimics Titan's ionospheric chemistry appeared with the development of photoreactors coupled with VUV synchrotron beamlines (Imanaka and Smith, 2010; Peng *et al.*, 2013). In the latter case, the dissociation and ionization processes occur through direct VUV photolysis of methane and molecular nitrogen. Neutral chemistry only, as in Titan's stratosphere, is also often simulated with experimental setups that ensure methane dissociation by softer VUV (such as Lyman- α wavelength) and UV sources (Tran *et al.*, 2003; Trainer *et al.*, 2012).

Methane concentration varies significantly in the ionosphere of Titan according to altitude (Waite *et al.*, 2005; Hébrard *et al.*, 2006) from 2% up to about 10%. This parameter is therefore often considered in laboratory simulations of Titan's ionosphere. A strong influence of the methane concentration on the aerosol production efficiency was found by Trainer *et al.* (2006) and Sciamma-O'Brien *et al.* (2010), with mass production rates varying by an order of magnitude according to the initial methane concentration. The maximum is reached at intermediate methane concentrations and is driven by methane dissociation. Methane dissociation involves two opposing effects on the aerosol chemical growth: a

carbon organic supply and an increase in the release of H atoms in the reactive medium (Carrasco *et al.*, 2012). The methane concentration in the reactive mixture also impacts the final chemical composition of the laboratory aerosols (Derenne *et al.*, 2012; Gautier *et al.*, 2014; He and Smith, 2014) and their optical properties (Quirico *et al.*, 2008; Mahjoub *et al.*, 2012; Brassé *et al.*, 2015), suggesting an altitude dependency of the aerosols in higher layers of Titan's atmosphere.

One of the main experimental limitations of plasma and photolytic reactors is to reproduce Titan's high-altitude pressure conditions (lower than 10⁻⁴ mbar, see Fig. 9) and long mean free paths for ions and neutrals in the laboratory. Indeed, at these low pressures the mean free path of the reactant species has to be several orders of magnitude lower than the smallest dimension of the reactor to prevent prominent wall effects (Carrasco *et al.*, 2013). This condition involves reactors with kilometric dimensions to simulate Titan's gas-phase ionospheric chemistry, which is inaccessible in conventional laboratories. The higher pressures used in the plasma and photolysis setups suggest that the production of aerosols in laboratory experiments can be rather distinct from Titan ionospheric chemistry, as three-body reactions will contribute significantly to the whole chemistry network. Lower-pressure plasma experiments under conditions where radicals have marginal lifetimes have been attempted. However, those conditions (pressures in the millibar range with mean free paths of millimeters) differ greatly from the ones encountered in Titan's ionosphere, in which mean free path lengths have the dimensions of kilometers. Thissen *et al.* (2009) attempted to produce titanian chemistry at low pressures using a synchrotron source and a low-pressure vessel and found some of the same reaction pathways as are observed at Titan. However, an important contribution of wall effects was observed, and the nitrogen-containing hydrocarbon production has remained elusive. To date, no laboratory experiments have been successfully performed that replicate the pressure conditions at Titan where the complex hydrocarbons are produced.

Reactions of interest for Titan's higher atmosphere are moreover individually investigated through single collision experiments, which feed Titan's photochemical models with a bottom-up approach. The experimental setups are, in this case, the same as previously described for the ISM purpose (see Section 2.1). A specific focus on Titan's negative ion chemistry has moreover led to an intermediate pressure regime approach in the laboratory. The progressive increase of pressure in an ion-neutral reaction cell enabled workers to probe various multiple collision regimes and generate secondary products for the reaction between CN⁻ and HC₃N (Žabka *et al.*, 2012).

4.3. Reactions in the lower titanian atmosphere

Due to dense mist, the lower atmosphere of Titan had not been observed before the landing of the Huygens probe in 2005; this is another possible site for abiotic synthesis of organic compounds along with Titan's higher atmosphere. Solar UV light and electrons from the magnetosphere of Jupiter are two of the major energy sources in the higher titanian atmosphere, but they cannot reach the troposphere of Titan. Thus, possible energy sources for chemical reactions in the troposphere would be cosmic rays and meteor impacts.

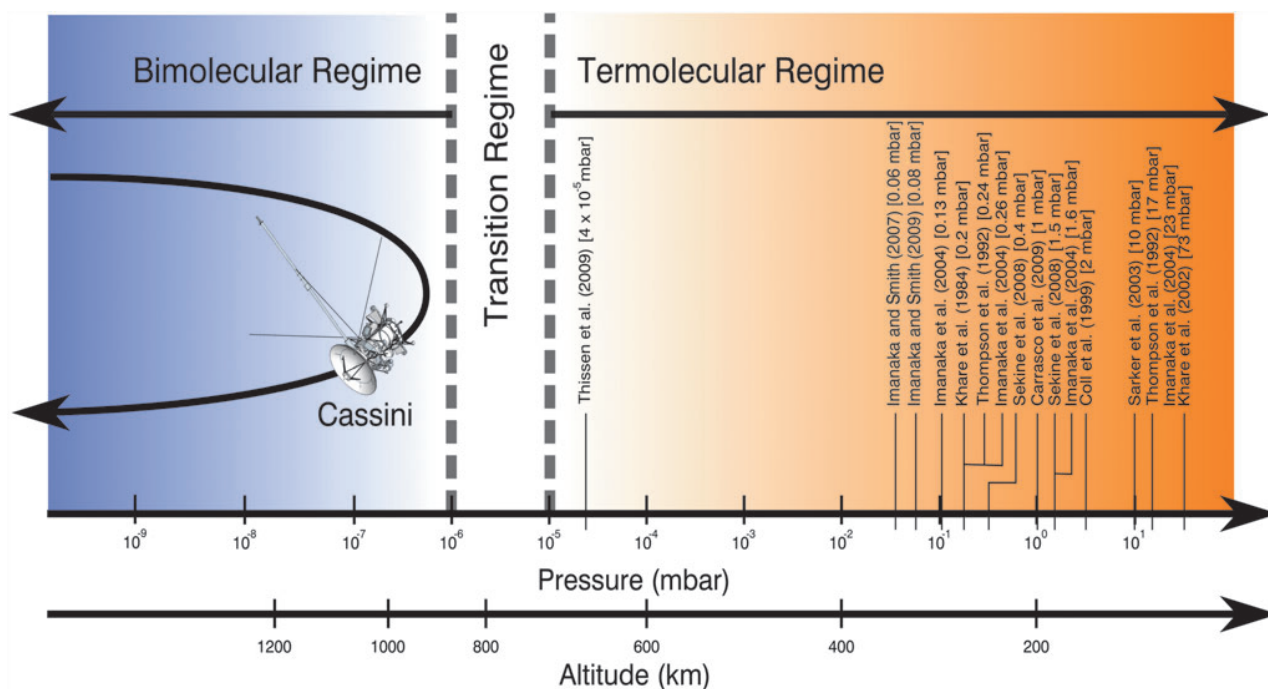


FIG. 9. The pressure regime of tholin laboratory experiments versus the *in situ* pressure conditions measured by Cassini-Huygens. Ion-neutral organic formation processes dominate at low pressures, whereas radical three-body stabilized reactions predominate at higher pressures.

Taniuchi *et al.* (2013) examined the possible formation of organic compounds in a simulated titanian atmosphere by proton irradiation. A mixture of 5% methane and 95% nitrogen (700 torr) was irradiated with 3 MeV protons from a van de Graaff accelerator (TIT, Japan). As soon as the irradiation started, mist formed in gaseous phase, showing that solid materials were formed from methane and nitrogen. They can be called *Titan tholins*, though their appearance is different from *tholins* produced by plasma discharges in a low-pressure mixture of methane and nitrogen. Hereafter, the solid product by proton irradiation is called *PI Titan tholins*.

PI Titan tholins have quite complex structures as suggested by FT-IR and pyrolysis GC/MS, whose average molecular weight was some hundred dalton as estimated by gel permeation chromatography. With pyrolysis, under similar conditions, as performed by the Aerosol Collector and Pyrolyzer (ACP) on board the Huygens probe, NH₃ and HCN were observed as the major pyrolysis products, which was the same as the analytical results of titanian aerosol by the Huygens ACP.

These could be partly dissolved with water and some organic solvents such as tetrahydrofuran (THF). When PI Titan tholins were acid-hydrolyzed, a wide variety of amino acids were detected by HPLC. Glycine was predominant, whose energy yield (*G* value) was as high as 0.03 molecule/100 eV deposited. Such chiral amino acids as alanine, α -aminobutyric acids, valine, norvaline, and aspartic acids were also detected by HPLC and proved to be racemic mixtures. Thus, it was confirmed that the PI Titan tholins included amino acid precursors.

The present starting materials are only methane and nitrogen, which did not contain any oxygen-bearing molecules. Thus, free amino acids that contain oxygen atoms could not be formed by the irradiation. To examine the source of oxygen in amino acids obtained here, the PI Titan tholins were hydrolyzed with 1 M HCl prepared by dilution of concentrated HCl with H₂¹⁸O, and were subjected to MALDI-MS analysis. The results that yielded amino acids mainly contained ¹⁸O, but not ¹⁶O, and showed that oxygen atoms were incorporated during hydrolysis of amino acid precursors.

Short-wavelength UV radiation cannot reach the lower atmosphere of Titan, but near UV ($\lambda > 300$ nm) could be a possible energy source of chemical reaction in the troposphere of Titan. Such UV photons cannot dissociate N₂ or CH₄, but some photochemical products in the stratosphere could fall down to the troposphere to take part in some photochemical reactions. C₄N₂ (dicyanoacetylene) was chosen as a candidate molecule that could be supplied from the stratosphere to the troposphere of Titan after photolysis of C₄N₂ yielded nonvolatile, haze-like materials (Gudipati *et al.*, 2012; Couturier-Tamburelli *et al.*, 2014).

Thus, it was concluded that tholins could be formed not only in the titanian stratosphere but also in the titanian troposphere. There, tholins could be formed directly from CH₄ by cosmic rays and from such activated molecules as C₄N₂ (formed from CH₄ in the stratosphere) even by near-UV light.

Titan tholins synthesized under upper atmosphere conditions by plasma discharge also yielded amino acids after acid hydrolysis (Khare *et al.*, 1986). Nguyen *et al.* (2008) also reported that “discharge” tholins gave amino acids and

carboxylic acids after acid hydrolysis. It is unlikely, however, that acid hydrolysis with strong acid occurred in the titanian environment. Interaction of tholins (discharge tholins) with possible solvents in titanian environments (ammonia water and hydrocarbons) has been studied. Poch *et al.* (2012) reported that amino acids and nucleic acid bases were formed when tholins, which were synthesized by glow discharge in a mixture of N₂ and CH₄ (98:2), were dissolved in ammonia water. Neish *et al.* (2010) synthesized tholins by glow discharge in a mixture of N₂ and CH₄ (98:2): they found that a wide variety of amino acids and all five nucleic acid bases were formed when the tholins were dissolved in cold ammonia water (253 or 293 K). To avoid the possibility of contamination, experiments in which isotope-labeled starting materials are used would be favorable.

The energy flux of solar UV and electrons from the Jupiter magnetosphere is much higher than that of cosmic rays. However, amino acid precursors formed in Titan's lower atmosphere by cosmic rays cannot be ignored since the energy yield (*G* value) of amino acid precursors by proton irradiation is much higher than that of plasma discharge or UV irradiation. Both tholins formed in Titan's upper atmosphere and tholins formed in Titan's lower atmosphere would be supplied to Titan's surface and could interact with surface water ice or ammonia water from subsurface ocean to yield amino acids. It would be of interest to discriminate upper Titan tholins from lower Titan tholins in future Titan missions.

Besides traditional laboratory simulation experiments, a new trend in simulation studies involves space experiments. By using human-made satellites, space shuttles, and space station facilities, a wide variety of experiments including astrobiology experiments have been conducted (Horneck *et al.*, 2010). Carrasco *et al.* (2015) placed a Titan-type gas mixture (150 kPa) of N₂, CH₄, and He (or CO₂) in cells with MgF₂ windows on an exposed facility of the International Space Station. The gas mixture was exposed to solar VUV. Unsaturated hydrocarbons were detected, while conventional laboratory VUV irradiation experiments using low-pressure gas mixtures mainly yielded unsaturated hydrocarbons: the difference in gaseous pressure brought about these results. It is of interest to repeat such space experiments to discern synergetic effects of solar UV and cosmic rays in chemical evolution.

Tholins formed in Titan's atmosphere containing methane would be partly dissolved in the liquid ethane-methane lakes found on Titan (Brown *et al.*, 2008). We have quite limited knowledge as to how tholins would behave when dissolved in cold hydrocarbon lakes. It will be of great interest to simulate possible chemical evolution of tholins in the liquid methane-ethane lakes of Titan.

4.4. Origins of methane in the outer Solar System

Experiments dedicated to the investigation of methane chemistry have been scarce with regard to other planetary environments, most experimental efforts having been dedicated to the investigation of methane formation conditions via FTT reactions. For example, to investigate the origin of Titan's atmospheric methane, Sekine *et al.* (2005) conducted FTT experiments in low pressure and low temperature ranges corresponding to the thermodynamic conditions hypothesized to have occurred in the protosolar nebula and in cir-

cumplanetary disks such as Saturn's subnebula. These authors thus showed that the FTT catalysis is efficient in a narrow temperature range (~500–600 K) in the gas-phase conditions of the protosolar nebula or Saturn's subnebula and can be used to trace back the evolution of CO and CO₂ in these environments. The experimental results of Sekine *et al.* (2005) suggest that these two species are converted into CH₄ within time significantly shorter than the lifetime of the solar nebula at the optimal temperatures around 550 K. These authors thus concluded that CH₄-rich satellitessimals could have formed in the catalytically active region of the subnebula and thus may have played an important role in the origin of Titan's atmosphere. Despite the fact that these experiments suggest that Titan's atmospheric methane could have been produced in the gas phase of Saturn's subnebula, they are not found to be consistent with the high D/H ratio measured for this molecule, which is found to be ~6 times the protosolar value (Bézard *et al.*, 2007). On the contrary, the D/H in CH₄ produced in Saturn's subnebula should be very close to the protosolar value (Mousis *et al.*, 2002), thus invalidating the idea that this molecule was formed from CO and protosolar H₂ in Saturn's subnebula. The only scenario that remains consistent with this constraint is that CH₄ was originally formed in the ISM and subsequently accreted in Titan's building blocks in the protosolar nebula (Mousis *et al.*, 2009).

Interestingly, Enceladus is a good candidate for the existence of serpentinization and FTT reactions in its interior. The plumes of vapor and water ice particles rich in sodium salts erupting from the south polar region of Enceladus suggest the presence of a liquid water reservoir below the crust (Postberg *et al.*, 2009, 2011; Waite *et al.*, 2009). Moreover, the recent discovery of silicate nanoparticles derived from the plumes by the Cassini spacecraft indicates the presence of rocks in contact with Enceladus' ocean (Hsu *et al.*, 2014). These observations are complemented by the observations of CH₄ in Enceladus' plumes (Waite *et al.*, 2009). According to laboratory experiments (Sloan and Koh, 2008; Vu and Choukroun, 2015), methane clathration should be very efficient in the internal ocean and suggests that methane should be at very low concentrations in the plume. A simple way around this would be to have active production of methane via water-rock interactions (Bouquet *et al.*, 2015). This has motivated a new interest in conducting serpentinization experiments in the appropriate temperature and pressure ranges (Sekine *et al.*, 2014).

5. Conclusion and Future Prospects

Methane is the simplest hydrocarbon and can be observed in a wide variety of extraterrestrial environments, including interstellar space and atmospheres of gas giants and Titan. Both methane formation processes and further reactions from methane have been studied by way of theoretical calculations and simulation experiments.

To simulate interstellar gaseous reactions, experiments are performed under low pressure, including those done with CRESU. In addition to the gas phase, reactions on the surfaces of ice mantles of ISDs should not be ignored. A possible formation pathway of methane is the addition of H atoms to C atoms on dust surfaces. This pathway has not been unambiguously established experimentally, but the

formation of CH_3OH from CO via HCHO has been experimentally confirmed.

Another series of experiments involves the synthesis of complex organic compounds from possible molecules in the ice mantles of ISDs. Ultraviolet light and cosmic rays are two possible energy sources, and complex molecules including amino acid precursors were formed from such icy mixtures. In these experiments, CO and/or CH_3OH were mainly used as carbon sources, and amino acid precursors were formed. When methane was used as a sole carbon source, however, amino acid precursors were not formed by UV irradiation. The role of methane in the ice mantles of ISDs in the formation of complex molecules should be examined in future experiments.

In the mid 20th century, a strongly reducing primitive Earth atmosphere containing a high concentration of methane was postulated, and a great number of experiments were conducted. The presence of such an atmosphere was disproved later, but it was suggested that methane presented as a minor constituent. Even now, a supply of a small amount of methane is observed in submarine hydrothermal systems. Opportunities for those studying chemical evolution in submarine hydrothermal systems include demonstrating the importance of quenching key chemicals processed in hydrothermal systems are expected. In addition, it will be important to show the roles of methane in reactions in flow reactors.

Titan, which has a dense atmosphere that contains methane, is considered as a natural laboratory of chemical evolution. A wide variety of laboratory experiments have been performed to simulate the higher or lower atmosphere of Titan with various energies such as solar UV, electrons in a saturnian magnetosphere, and cosmic rays. It has been shown that complex solid organics, sometimes referred to as *tholins*, were formed in these simulation experiments, which corresponded to haze in Titan's atmosphere as observed by the Cassini-Huygens mission. Another important topic concerning methane with regard to Titan is the discovery of liquid ethane-methane lakes on Titan. These tholins, when discussed in the context of a possible generation of life in Titan's liquidosphere, suggest future simulation experiments that include possible chemical evolution studies, which would be important to design future Titan missions.

Not only Titan but other icy bodies as well such as Enceladus and Pluto would be good targets with which to further our understanding of the diversified methane chemistry in space, and experiments simulating environments of these bodies are expected.

There have been a great number of experiments implemented to investigate the chemistry of methane and related molecules in various environments. However, there has been little collaboration among research teams involved in such experiments. For example, experiments simulating surface reactions on ISD ice mantles have been conducted mostly independently from those modeling photochemical/radiochemical reactions in those mantles. Further interdisciplinary collaborative work among different research groups could have a significant impact on this aspect of astrobiology. An additional key goal is the formulation of an overall synthesis scenario from interstellar molecules to prebiotic molecules, which might occur in terrestrial submarine hydrothermal systems or Titan's hydrocarbon lakes.

Acknowledgments

The present paper is part of a series of review articles in this journal about methane chemistry in the ISM, planetary and satellite atmospheres, and hydrothermal systems at ocean floors. The article is the outcome of the project "The Methane Balance: Formation and Destruction Processes on Planets, Their Satellites, and in the Interstellar Medium" and of a team funded by the International Space Science Institute (ISSI). Therefore, a certain focus will be on the chemistry of methane and hydrocarbons.

The authors gratefully acknowledge support from the International Space Science Institute (ISSI) for our team "The Methane Balance: Formation and Destruction Processes on Planets, Their Satellites, and in the Interstellar Medium," Team ID 193. O.M. acknowledges support from CNES. This work has been partly carried out thanks to the support of the A*MIDEX project (n°ANR-11-IDEX-0001-02) funded by the "Investissements d'Avenir" French Government program, managed by the French National Research Agency (ANR). M.E.P. acknowledges the support by the Italian Ministero dell'Istruzione, dell'Università e della Ricerca (MIUR) through the grant Progetti Premiali 2012 - iALMA (CUP C52I13000140001). N.C. acknowledges the support of the European Research Council (ERC Starting Grant PRIMCHEM, grant agreement n°636829). This work was also supported by the NASA NExSS program via grants NNX13ZDA017C and NNX15AD94G.

Author Disclosure Statement

No competing financial interests exist.

References

- Adams, N.G., Smith, D., and Alge, E. (1984) Measurements of dissociative recombination coefficients of H_3^+ , HCO^+ , N_2H^+ , and CH_5^+ at 95 and 300 K using the FALP apparatus. *J Chem Phys* 81:1778–1784.
- Adams, N.G., Babcock, L.M., and McLain, J.L. (2003) Ion-ion recombination. In *Encyclopedia of Mass Spectrometry. Vol. 1, Theory and Ion Chemistry*, edited by P. Armentrout, Elsevier, Amsterdam, pp 555–561.
- Aikawa, Y., Herbst, E., Roberts, H., and Caselli, P. (2005) Molecular evolution in collapsing prestellar cores. III. Contraction of a Bonnor-Ebert sphere. *Astrophys J* 620: 330–346.
- Allodi, M.A., Baragiola, R.A., Baratta, G.A., Barucci, M.A., Blake, G.A., Boduch, P., Brucato, J.R., Contreras, C., Cuyllé, S.H., Fulvio, D., Gudipati, M.S., Ioppolo, S., Kanuchová, Z., Lignell, A., Linnartz, H., Palumbo, M.E., Raut, U., Rothard, H., Salama, F., Savchenko, E.V., Sciamma-O'Brien, E., and Strazzulla, G. (2013) Complementary and emerging techniques for astrophysical ices processed in the laboratory. *Space Sci Rev* 180:101–175.
- Anicich, V.G., Wilson, P., and McEwan, M.J. (2004) SIFT ion-molecule study of some reactions in Titan's atmosphere. Reactions of N^+ , N_2^+ , and HCN^+ with CH_4 , C_2H_2 , and C_2H_4 . *J Am Soc Mass Spectrom* 15:1148–1155.
- Atreya, S.K. (2006) Titan's organic factory. *Science* 316:843–845.
- Balucani, N., Capozza, G., Leonori, F., Segoloni, E., and Casavecchia, P. (2006) Crossed molecular beam reactive scattering. *Int Rev Phys Chem* 25:109–163.

- Baratta, G.A., Leto, G., and Palumbo, M.E. (2002) A comparison of ion irradiation and UV photolysis of CH₄ and CH₃OH. *Astron Astrophys* 384:343–349.
- Baratta, G.A., Domingo, M., Ferini, G., Leto, G., Palumbo, M.E., Satorre, M.A., and Strazzulla, G. (2003) Ion irradiation of CH₄-containing icy mixtures. *Nucl Instrum Methods Phys Res B* 209:283–287.
- Bar-Nun, A., Bar-Nun, N., Bauer, S.H., and Sagan, C. (1970) Shock synthesis of amino acids in simulated primitive environments. *Science* 168:470–473.
- Bar-Nun, A., Litman, M., and Rappaport, M.L. (1980) Interstellar molecules—hydrocarbon formation on graphite grains at T greater than or equal to 7 K. *Astron Astrophys* 85:197–200.
- Bates, D.R. (1986) Products of dissociative recombination of polyatomic ions. *Astrophys J* 306:L45–L47.
- Bates, D.R. (1987) Rate of CH₃⁺ + H₂ → CH₅⁺ + hv and role of electronic transitions in other radiative association processes. *Astrophys J* 312:363–366.
- Bennett, C.J., Jamieson, C.S., Osamura, Y., and Kaiser, R.I. (2006) Laboratory studies on the irradiation of methane in interstellar, cometary, and Solar System ices. *Astrophys J* 653:792–811.
- Bennett, C.J., Chen, S.H., Sun, B.J., Chang, A.H.H., and Kaiser, R.I. (2007) Mechanistical studies on the irradiation of methanol in extraterrestrial ices. *Astrophys J* 660:1588–1608.
- Bernstein, M.P., Dworkin, J.P., Sandford, S.A., Cooper, G.W., and Allamandola, L.J. (2002) Racemic amino acids from the ultraviolet photolysis of interstellar ice analogues. *Nature* 416:401–403.
- Best, T., Otto, R., Trippel, S., von Zastrow, A., Eisenbach, S., Jézouille, S., Wester, R., Vigren, E., Hamberg, M., and Geppert, W.D. (2011) Absolute photodetachment cross-section measurements for hydrocarbon chain anions. *Astrophys J* 742:A63.
- Bézar, B., Nixon, C.A., Kleiner, I., and Jennings, D.E. (2007) Detection of ¹³CH₃D on Titan. *Icarus* 191:397–400.
- Boduch, Ph., Domaracka, A., Fulvio, D., Langlinay, T., Lv, X.Y., Palumbo, M.E., Rothard, H., and Strazzulla, G. (2012) Chemistry induced by energetic ions in water ice mixed with molecular nitrogen and oxygen. *Astron Astrophys* 544:A30.
- Boogert, A.C.A., Schutte, W.A., Tielens, A.G.G.M., Whittet, D.C.B., Helmich, F.P., Ehrenfreund, P., Wesselius, P.R., de Graauw, T., and Prusti, T. (1996) Solid methane toward deeply embedded protostars. *Astron Astrophys* 315:L377–L380.
- Boogert, A.C.A., Schutte, W.A., Helmich, F.P., Tielens, A.G.G.M., and Wooden, D.H. (1997) Infrared observations and laboratory simulations of interstellar CH₄ and SO₂. *Astron Astrophys* 317:929–941.
- Boogert, A.C.A., Helmich, F.P., van Dishoeck, E.F., Schutte, W.A., Tielens, A.G.G.M., and Whittet, D.C.B. (1998) The gas/solid methane abundance ratio toward deeply embedded protostars. *Astron Astrophys* 336:352–358.
- Boogert, A.C.A., Blake, G.A., and Öberg, K. (2004) Methane abundance variations toward the massive protostar NGC 7538 IRS 9. *Astrophys J* 615:344–353.
- Boogert, A.C.A., Pontoppidan, K.M., Knez, C., Lahuis, F., Kessler-Silacci, J., van Dishoeck, E.F., Blake, G.A., Augereau, J.-C., Bisschop, S.E., Bottinelli, S., Brooke, T.Y., Brown, J., Crapsi, A., Evans, N.J., II, Fraser, H.J., Geers, V., Huard, T.L., Jørgensen, J.K., Öberg, K.I., Allen, L.E., Harvey, P.M., Koerner, D.W., Mundy, L.G., Padgett, D.L., Sargent, A.I., and Stapelfeldt, K.R. (2008) The c2d Spitzer spectroscopic survey of ices around low-mass young stellar objects. I. H₂O and the 5–8 μm bands. *Astrophys J* 678:985–1004.
- Bossa, J.-B., Paardekooper, D.M., Isokoski, K., and Linnartz, H. (2015) Methane ice photochemistry and kinetic study using laser desorption time-of-flight mass spectrometry at 20 K. *Phys Chem Chem Phys* 17:17346–17354.
- Botta, O., Martins, Z., Emmenegger, C., Dworkin, J.P., Glavin, D.P., Harvey, R.P., Zenobi, R., Bada, J.L., and Ehrenfreund, P. (2008) Polycyclic aromatic hydrocarbons and amino acids in meteorites and ice samples from LaPaz Icefield, Antarctica. *Meteorit Planet Sci* 43:1465–1480.
- Bouquet, A., Mousis, O., Waite, J.H., and Picaud, S. (2015) Possible evidence for a methane source in Enceladus' ocean. *Geophys Res Lett* 42:1334–1339.
- Brassé, C., Muñoz, O., Coll, P., and Raulin, F. (2015) Optical constants of Titan aerosols and their tholins analogs: experimental results and modeling/observational data. *Planet Space Sci* 109–110:159–174.
- Briggs, R., Ertem, G., Ferris, J.P., Greenberg, J.M., McCain, P.J., Mendoza-Gomez, C.X., and Schutte, W. (1992) Comet Halley as an aggregate of interstellar dust and further evidence for the photochemical formation of organics in the interstellar medium. *Orig Life Evol Biosph* 22:287–307.
- Brown, R.H., Soderblom, L.A., Soderblom, J.M., Clark, R.N., Jaumann, R., Barnes, J.W., Sotin, C., Vuratti, B., Baines, K.H., and Nicholson, P.D. (2008) The identification of liquid ethane in Titan's Ontario Lacus. *Nature* 454:607–610.
- Buhr, H., Mendes, M.B., Novotný, O., Schwalm, D., Berg, M.H., Bing, D., Heber, O., Krantz, C., Orlov, D.A., Rappaport, M.L., Sorg, T., Stützel, J., Varju, J., Wolf, A., and Zajfman, D. (2010) Energy-sensitive imaging detector applied to the dissociative recombination of D₂H⁺. *Phys Rev A* 81, doi:10.1103/PhysRevA.81.062702.
- Cable, M.L., Hoerst, S.M., Hodyss, R., Beauchamp, P.M., Smith, M.A., and Willis, P.A. (2012) Titan tholins: simulating Titan organic chemistry in the Cassini-Huygens era. *Chem Rev* 112:1882–1909.
- Canosa, A., Sims, I.R., Travers, D., Smith, I.W.M., and Rowe, B.R. (1997) Reactions of the methylidene radical with CH₄, C₂H₂, C₂H₄, C₂H₆, and but-1-ene studied between 23 and 295 K with a CRESU apparatus. *Astron Astrophys* 323:644–651.
- Carrasco, N., Schmitz-Afonso, I., Bonnet, J.Y., Quirico, E., Thissen, R., Dutuit, O., Bagag, A., Laprévote, O., Buch, A., Giuliani, A., Adandé, G., Ouni, F., Hadamcik, E., Szopa, C., and Cernogora, G. (2009) Chemical characterization of Titan's tholins: solubility, morphology and molecular structure revisited. *J Phys Chem A* 113:11195–11203.
- Carrasco, N., Gautier, T., Essebbat, E., Pernot, P., and Cernogora, G. (2012) Volatile products controlling Titan's tholins production. *Icarus* 219:230–240.
- Carrasco, N., Giuliani, A., Correia, J.-J., and Cernogora, G. (2013) VUV photochemistry simulation of planetary upper atmosphere using synchrotron radiation. *J Synchrotron Radiat* 20:587–590.
- Carrasco, N., Cottin, H., Cloix, M., Jerome, M., Benilan, Y., Coll, P., Gazeau, M.-C., Raulin, F., Saiagh, K., Chaput, D., and Szopa, C. (2015) The AMINO experiment: methane photolysis under solar VUV irradiation on the EXPOSE-R facility of the International Space Station. *International Journal of Astrobiology* 14:79–87.
- Cernicharo, J., Heras, A.M., Pardo, J.R., Tielens, A.G.G.M., Guélin, M., Dartois, E., Neri, R., and Waters, L.B.F.M.

- (2001) Methylpolyynes and small hydrocarbons in CRL618. *Astrophys J* 546:L127–L130.
- Charnley, S.B., Tielens, A.G.G.M., and Kress, M.E. (1995) Organic molecules in oxygen-rich circumstellar envelopes: methanol and hydrocarbons. *Mon Not R Astron Soc* 274: L53–L57.
- Charnley, S.B., Tielens, A.G.G.M., and Rodgers, S.D. (1997) Deuterated methanol in the Orion compact ridge. *Astrophys J* 482:L203–L206.
- Coates, A.J., Wellbrock, A., Lewis, G.R., Jones, G.H., Young, D.T., Crary, F.J., and Waite, J.H. (2009) Heavy negative ions in Titan's ionosphere: altitude and latitude dependence. *Planet Space Sci* 57:1866–1871.
- Coll, P., Coscia, D., Smith, N., Gazeau, M.-C., Ramirez, S.I., Cernogora, G., Israel, G., and Raulin, F. (1999) Experimental laboratory simulation of Titan's atmosphere: aerosols and gas phase. *Planet Space Sci* 47:1331–1340.
- Collings, M., Anderson, M.A., Chen, R., Dever, J.W., Viti, S., Williams, D.A., and McCoustra, M.R.S. (2004) A laboratory survey of the thermal desorption of astrophysically relevant molecules. *Mon Not R Astron Soc* 354: 1133–1140.
- Corliss, J.B., Dymond, J., Gordon, L.I., Edmond, J.M., von Herzen, R.P., Ballard, R.D., Green, K., Williams, D., Bainbridge, A., Crance, K., and van Andel, T.H. (1979) Submarine thermal springs on the galapagos rift. *Science* 203: 1073–1083.
- Cottin, H., Szopa, C., and Moore, M.H. (2001) Production of hexamethylenetetramine in photolyzed and irradiated interstellar cometary ice analogs. *Astrophys J* 561:L139–L142.
- Cottin, H., Moore, M.H., and Bénilan, Y. (2003) Photodestruction of relevant interstellar molecules in ice mixtures. *Astrophys J* 590:874–881.
- Couturier-Tamburelli, I., Gudipati, M.S., Ligneli, A., Jacovi, R., and Pietri, N. (2014) Spectroscopic studies of non-volatile residue formed by photochemistry of solid C₄N₂: a model of condensed aerosol formation on Titan. *Icarus* 234: 81–90.
- Crary, F.J., Magee, B.A., Mandt, K., Waite, J.H., Westlake, J., and Young, D.T. (2009) Heavy ions, temperatures and winds in Titan's ionosphere: combined Cassini CAPS and INMS observations. *Planet Space Sci* 57:1847–1856.
- Cravens, T.E., Robertson, I.P., Waite, J.H., Yelle, R.V., Kasprzak, W.T., Keller, C.N., Ledvina, S.A., Niemann, H.B., Luhmann, J.G., McNutt, R.L., Ip, W.-H., De La Haye, V., Mueller-Wodarg, I., Wahlund, J.-E., Anicich, V.G., and Vuitton, V. (2006) Composition of Titan's ionosphere. *Geophys Res Lett* 33:L07105.
- Cuppen, H.M. and Herbst, E. (2007) Simulation of the formation and morphology of ice mantles on interstellar grains. *Astrophys J* 668:294–309.
- Cuppen, H.M., Penteado, E.M., Isokoski, K., van der Marel, N., and Linnartz, H. (2011) CO ice mixed with CH₃OH: the answer to the non-detection of the 2152 cm⁻¹ band? *Mon Not R Astron Soc* 417:2809–2816.
- Deamer, D.W. and Fleischaker, G.R. (1994) *Origins of Life*, Jones and Bartlett Publishers, Boston, pp 31–81.
- Derenne, S., Coelho, C., Anquetil, C., Szopa, C., Rahman, A.S., McMillan, P.F., Corà, F., Pickard, C.J., Quirico, E., and Bonhomme, C. (2012) New insights into the structure and chemistry of Titan's tholins via ¹³C and ¹⁵N solid state nuclear magnetic resonance spectroscopy. *Icarus* 221:844–853.
- Dulieu, F., Amiaud, L., Congiu, E.J., Fillion, H., Matar, E., Momeni, A., Pirronello, V., and Lemaire, J.L. (2010) Experimental evidence for water formation on interstellar dust grains by hydrogen and oxygen atoms. *Astron Astrophys* 512:A30.
- Ferguson, E.E., Fehsenfeld, F.C., Dunkin, D.B., Schmeltekopf, A.L., and Schiff, H.I. (1964) Laboratory studies of helium ion loss processes of interest in the ionosphere. *Planet Space Sci* 12:1169–1171.
- Ferini, G., Baratta, G.A., and Palumbo, M.E. (2004) A Raman study of ion irradiated icy mixtures. *Astron Astrophys* 414: 757–766.
- Fleury, B., Carrasco, N., Gautier, T., Mahjoub, A., He, J., Szopa, C., Hadamcik, E., Buch, A., and Cernogora, G. (2014) Influence of CO on Titan atmospheric reactivity. *Icarus* 238: 221–229.
- French, B.M. (1962) 1. Synthesis and stability of siderite, FeCO₃. 2. Progressive contact metamorphism of the Biwabik Iron Formation on the Mesabi Range, Minnesota. PhD thesis, The Johns Hopkins University, Baltimore, MD.
- French, B.M. (1970) *Stability Relations of Siderite (FeCO₃), Determined in Controlled fO₂ Atmospheres*, Document X-644-70-102, Goddard Space Flight Center, Planetology Branch, NASA, Greenbelt, MD.
- Fuchs, G.W., Cuppen, H.M., Ioppolo, S., Romanzin, C., Bischof, S.E., Andersson, S., van Dishoeck, E.F., and Linnartz, H. (2009) Hydrogenation reactions in interstellar CO ice analogues: a combined experimental/theoretical approach. *Astron Astrophys* 505:629–639.
- Fulvio, D., Sivaraman, B., Baratta, G.A., Palumbo, M.E., and Mason, N.J. (2009) Novel measurements of refractive index, density and mid-infrared integrated band strengths for solid O₂, N₂O and NO₂:N₂O₄ mixtures. *Spectrochim Acta A Mol Biomol Spectrosc* 72:1007–1013.
- Gans, B., Boye-Peronne, S., Broquier, M., Delsaut, M., Douin, S., Fellows, C.E., Halvick, P., Loison, J.-C., Lucchese, R.R., and Gauyacq, D. (2011) Photolysis of methane revisited at 121.6 nm and at 118.2 nm: quantum yields of the primary products, measured by mass spectrometry. *Phys Chem Chem Phys* 13:8140–8152.
- Gans, B., Peng, Z., Carrasco, N., Gauyacq, D., Lebonnois, S., and Pernot, P. (2013) Impact of a new wavelength-dependent representation of methane photolysis branching ratios on the modeling of Titan's atmospheric photochemistry. *Icarus* 223:330–343.
- Garozzo, M., La Rosa, L., Kanuchova, Z., Ioppolo, S., Baratta, G.A., Palumbo, M.E., and Strazzulla, G. (2011) The influence of temperature on the synthesis of molecules on icy grain mantles in dense molecular clouds. *Astron Astrophys* 528: A118.
- Gautier, T., Carrasco, N., Buch, A., Szopa, C., Sciamma-O'Brien, E., and Cernogora, G. (2011) Nitrile gas chemistry in Titan's atmosphere. *Icarus* 213:625–635.
- Gautier, T., Carrasco, N., Schmitz-Afonso, I., Touboul, D., Szopa, C., Buch, A., and Pernot, P. (2014) Nitrogen incorporation in Titan's tholins inferred by high resolution orbitrap mass spectrometry and gas chromatography–mass spectrometry. *Earth Planet Sci Lett* 404:33–42.
- Geppert, W.D. and Larsson, M. (2013) Experimental investigations into astrophysically relevant ionic reactions. *Chem Rev* 113:8872–8905.
- Geppert, W.D., Naulin, C., Costes, M., Capozza, G., Cartechini, L., Casavecchia, P., and Gualberto Volpi, G. (2000) Combined crossed-beam studies of C(³P_j) + C₂H₄ → C₃H₃ + H reaction dynamics between 0.49 and 30.8 kJ mol⁻¹. *J Chem Phys* 119:10607–10617.

- Gerakines, P.A., Schutte, W.A., and Ehrenfreund, P. (1996) Ultraviolet processing of interstellar ice analogs. I. Pure ices. *Astron Astrophys* 312:289–305.
- Gerakines, P.A., Moore, M.H., and Hudson, R.L. (2000) Carbonic acid production in H₂O:CO₂ ices. UV photolysis vs. proton bombardment. *Astron Astrophys* 357:793–800.
- Gerakines, P.A., Moore, M.H., and Hudson, R.L. (2001) Energetic processing of laboratory ice analogs: UV photolysis versus ion bombardment. *J Geophys Res* 106:381–385.
- Gerlich, D. (2003) Molecular ions and nanoparticles in RF and AC traps. *Hyperfine Interact* 146/147:293–306.
- Gerlich, D. and Borodi, G. (2009) Buffer gas cooling of polyatomic ions in rf multi-electrode traps. *Faraday Discuss* 142:57–72.
- Gerlich, D. and Kaefer, G. (1989) Ion trap studies of association processes in collisions of CH₃⁺ and CD₃⁺ with n-H₂, p-H₂, D₂ and He at 80 K. *Astrophys J* 347:849–854.
- Gerlich, D., Jusko, P., Roučka, Š., Zymak, I., Plašil, R., and Glosík, J. (2012) Ion trap studies of H⁺ + H → H₂ + e⁻ between 10 and 135 K. *Astrophys J* 749, doi:10.1088/0004-637X/749/1/22.
- Gibb, E.L. and Horne, D. (2013) Detection of CH₄ in the GV Tau N protoplanetary disk. *Astrophys J* 776:L28.
- Gibb, E.L., Whittet, D.C.B., Boogert, A.C.A., and Tielens, A.G.G.M. (2004) Interstellar ice: the Infrared Space Observatory legacy. *Astrophys J Suppl Ser* 151:35–73.
- Goesmann, F., Rosenbauer, H., Bredehöft, J.H., Cabane, M., Ehrenfreund, P., Gautier, T., Giri, C., Krüger, H., Le Roy, L., MacDermott, A.J., McKenna-Lawlor, S., Meierhenrich, U.J., Muñoz Caro, G.M., Raulin, F., Roll, R., Steele, A., Steining, H., Sternberg, R., Szopa, C., Thiemann, W., and Ulamec, S. (2015) Organic compounds on comet 67P/Churyumov-Gerasimenko revealed by COSAC mass spectrometry. *Science* 349, doi:10.1126/science.aab0689.
- Greenberg, J.M. and Li, A. (1997) Silicate core-organic refractory mantle particles as interstellar dust and as aggregated in comets and stellar disks. *Adv Space Res* 19:981–990.
- Gudipati, M.S., Jacovi, R., Couturier-Tamburelli, I., Lignell, A., and Allen, M. (2012) Photochemical activity of Titan's low-altitude condensed haze. *Nat Commun* 4, doi:10.1038/ncomms2649.
- Hama, T., Kuwahata, K., Watanabe, N., Kouchi, A., Kimura, Y., Chigai, T., and Pirronello, V. (2012) The mechanism of surface diffusion of H and D atoms on amorphous solid water: existence of various potential sites. *Astrophys J* 757, doi:10.1088/0004-637X/757/2/185.
- Harada, K. and Fox, S.W. (1964) Thermal synthesis of natural amino-acids from a postulated primitive terrestrial atmosphere. *Nature* 210:335–336.
- Hasegawa, T.I., Herbst, E., and Leung, C.M. (1992) Models of gas-grain chemistry in dense interstellar clouds with complex organic molecules. *Astrophys J Suppl Ser* 82:167–195.
- He, C. and Smith, M.A. (2014) A comprehensive NMR structural study of Titan aerosol analogs: implications for Titan's atmospheric chemistry. *Icarus* 243:31–38.
- Hébrard, E., Dobrijevic, M., Bénilan, Y., and Raulin, F. (2006) Photochemical kinetics uncertainties in modeling Titan's atmosphere: a review. *Journal of Photochemistry and Photobiology C: Photochemistry Reviews* 7:211–230.
- Hennet, R.J.-L., Holm, N.G., and Engel, M.E. (1992) Abiotic synthesis of amino acids under hydrothermal conditions and the origin of life: a perpetual phenomenon? *Naturwissenschaften* 79:361–365.
- Herbst, E. and van Dishoeck, E.F. (2009) Complex organic interstellar molecules. *Annu Rev Astron Astrophys* 47:427–480.
- Hidaka, H., Kouchi, A., and Watanabe, N. (2007) Temperature, composition, and hydrogen isotope effect in the hydrogenation of CO on amorphous ice surface at 10–20 K. *J Chem Phys* 126:204707.
- Hidaka, H., Watanabe, M., Kouchi, A., and Watanabe, N. (2009) Reaction routes in the CO-H₂CO-d_n-CH₃OH-d_m system clarified from H (D) exposure of solid formaldehyde at low temperatures. *Astrophys J* 702:291–300.
- Hidaka, H., Watanabe, M., Kouchi, A., and Watanabe, N. (2011) FTIR study of ammonia formation via the successive hydrogenation of N atoms trapped in a solid N₂ matrix at low temperatures. *Phys Chem Chem Phys* 13:15798–15802.
- Hiraoka, K., Ohashi, N., Kihara, Y., Yamamoto, K., Sato, T., and Yamashita, A. (1994) Formation of formaldehyde and methanol from the reactions of H atoms with solid CO at 10–20 K. *Chem Phys Lett* 229:408–414.
- Hiraoka, K., Yamashita, A., Yachi, Y., Aruga, K., Sato, T., and Muto, H. (1995) Ammonia formation from the reactions of H atoms with N atoms trapped in a solid N₂ matrix at 10–30 K. *Astrophys J* 443:363–370.
- Hiraoka, K., Miyagoshi, T., Takayama, K., and Kihara, Y. (1998) Gas-grain processes for the formation of CH₄ and H₂O: reactions of H atoms with C, O, and CO in the solid phase at 12 K. *Astrophys J* 498:710–715.
- Hiraoka, K., Sato, T., Sato, S., Sogoshi, N., Yokoyama, T., Takashima, H., and Kitagawa, S. (2002) Formation of formaldehyde by the tunneling reaction of H with solid CO at 10 K revisited. *Astrophys J* 577:265–270.
- Holm, N.G. and Andersson, E. (2005) Hydrothermal simulation experiments as a tool for studies of the origin of life on Earth and other terrestrial planets: a review. *Astrobiology* 5:444–460.
- Horneck, G., Klaus, D.M., and Mancinelli, R.L. (2010) Space microbiology. *Microbiol Mol Biol Rev* 74:121–156.
- Hörst, S., Yelle, R., Buch, A., Carrasco, N., Cernogora, G., Dutuit, O., Quirico, E., Sciamma-O'Brien, E., Smith, M., Somogyi, A., Szopa, C., Thissen, R., and Vuitton, V. (2012) Formation of amino acids and nucleotide bases in a Titan atmosphere simulation experiment. *Astrobiology* 12: 809–817.
- Horvath, G., Aranda-Gonzalvo, Y., Mason, N.J., Zahoran, M., and Matejčík, S. (2010) Negative ions formed in N₂/CH₄/Ar discharge—a simulation of Titan's atmosphere chemistry. *The European Physical Journal Applied Physics* 49, doi:10.1051/epjap/2009192.
- Hsu, H.-W., Postberg, F., Sekine, Y., Shibuya, T., Kempf, S., Horanyi, M., Juhasz, A., Altobelli, N., Suzuki, K., Masaki, Y., Kuwatani, T., Tachibana, S., Sirono, S., Moragas-Klostermeyer, G., and Srama, R. (2014) Ongoing hydrothermal activities in Enceladus. *Nature* 519:207–210.
- Hudson, R.J. and Moore, M.H. (2000) IR spectra of irradiated cometary ice analogues containing methanol: a new assignment, a reassignment, and a nonassignment. *Icarus* 145:661–663.
- Imanaka, H. and Smith, M.A. (2007) Role of photoionization in the formation of complex organic molecules in Titan's upper atmosphere. *Geophys Res Lett* 34:L02204.
- Imanaka, H. and Smith, M. (2009) EUV photochemical production of unsaturated hydrocarbons: implications to EUV photochemistry in Titan and jovian planets. *J Phys Chem A* 113:11187–11194.

- Imanaka, H. and Smith, M.A. (2010) Formation of nitrogenated organic aerosols in the Titan upper atmosphere. *Proc Natl Acad Sci USA* 107:12423–12428.
- Imanaka, H., Khare, B.N., Elsila, J.E., Bakes, E.L.O., McKay, C.P., Cruikshank, D.P., Sugita, S., Matsui, T., and Zare, R.N. (2004) Laboratory experiments of Titan next term tholin formed in cold plasma at various pressures: implications for nitrogen-containing polycyclic aromatic compounds in previous term Titan next term haze. *Icarus* 168:344–366.
- Ioppolo, S., Cuppen, H.M., Romanzin, C., van Dishoeck, E.F., and Linnartz, H. (2008) Laboratory evidence for efficient water formation in interstellar ices. *Astrophys J* 686:1474–1479.
- Islam, F., Baratta, G.A., and Palumbo, M.E. (2014) Simultaneous UV- and ion processing of astrophysically relevant ices. The case of CH₃OH:N₂ solid mixtures. *Astron Astrophys* 561:A73.
- Jenniskens, P., Baratta, G.A., Kouchi, A., de Groot, M.S., Greenberg, J.M., and Strazzulla, G. (1993) Carbon dust formation on interstellar grains. *Astron Astrophys* 273:583–600.
- Jones, B.M. and Kaiser, R.I. (2013) Application of reflectron time-of-flight mass spectroscopy in the analysis of astrophysically relevant ices exposed to ionization radiation: methane (CH₄) and D₄-methane (CD₄) as a case study. *J Phys Chem Lett* 4:1965–1971.
- Kasamatsu, T., Kaneko, T., Saito, T., and Kobayashi, K. (1997a) Formation of organic compounds in simulated interstellar media with high energy particles. *Bull Chem Soc Jpn* 70:1021–1026.
- Kasamatsu, T., Kobayashi, K., and Saito, T. (1997b) Quantitative estimation of organic formation in interstellar environments. *Chikyukagaku (Geochemistry)* 31:181–191.
- Kasting, J.F. (1990) Bolide impact and the oxidation state of carbon in the Earth's early atmosphere. *Orig Life* 20:199–231.
- Kasting, J.F. (1993) Earth's early atmosphere. *Science* 259:920–926.
- Khare, B.N., Sagan, C., Arakawa, E.T., Suits, F., Callcott, T.A., and Williams, M.W. (1984) Optical constants of organic tholins produced in a simulated titanian atmosphere: from soft X-ray to microwave frequencies. *Icarus* 60:127–137.
- Khare, B.N., Sagan, C., Ogino, H., Nagy, B., Er, C., Schram, K.H., and Arakawa, E.T. (1986) Amino acids derived from Titan tholins. *Icarus* 68:176–184.
- Khare, B.N., Bakes, E.L.O., Imanaka, H., McKay, C.P., Cruikshank, D.P., and Arakawa, E.T. (2002) Analysis of the time-dependent chemical evolution of Titan haze tholin. *Icarus* 160:172–182.
- Knez, C., Lacy, J.H., Evans, N.J., III, van Dishoeck, E., and Richter, M.J. (2009) High-resolution infrared spectroscopy of NGC 7538 IRS1: probing chemistry in a massive young stellar object. *Astrophys J* 696:471–483.
- Kobayashi, K. and Ponnampertuma, C. (1985) Trance elements and chemical evolution. *Orig Life* 16:41–55.
- Kobayashi, K., Tsuchiya, M., Oshima, T., and Yanagawa, H. (1990) Abiotic synthesis of amino acids and imidazole by proton irradiation of simulated primitive Earth atmosphere. *Orig Life Evol Biosph* 20:99–109.
- Kobayashi, K., Kasamatsu, T., Kaneko, T., Koike, J., Oshima, T., and Saito, T. (1995) Formation of amino acid precursors in cometary ice environments by cosmic radiation. *Adv Space Res* 16:21–26.
- Kobayashi, K., Kaneko, T., Saito, T., and Oshima, T. (1998) Amino acid formation in gas mixtures by high energy particle irradiation. *Orig Life Evol Biosph* 28:155–165.
- Kokoouline, V., Douguet, N., and Greene, C.H. (2011) Breaking bonds with electrons: dissociative recombination of molecular ions. *Chem Phys Lett* 507:1–10.
- Krasnopolsky, V.A. (2014) Chemical composition of Titan's atmosphere: observations and the photochemical model. *Icarus* 236:83–91.
- Kumar, S.S., Hauser, D., Jindra, R., Best, T., Roucka, S., Geppert, W.D., Millar, T.J., and Wester, R. (2013) Photodetachment as a destruction mechanism for CN⁻ and C₃N⁻ anions in circumstellar envelopes. *Astrophys J* 776, doi:10.1088/0004-637X/776/1/25.
- Lacy, J.H., Carr, J.S., Evans, N.J., II, Baas, F., Achtermann, J.M., and Arens, J.F. (1991) Discovery of interstellar methane: observations of gaseous and solid CH₄ absorption toward young stars in molecular clouds. *Astrophys J* 376:556–560.
- Larsson, M. and Thomas, R. (2001) Three-body reaction dynamics in electron-ion dissociative recombination. *Phys Chem ChemPhys* 3:4471–4480.
- Larsson, M., Geppert, W.D., and Nyman, G. (2012) Ion chemistry in space. *Rep Prog Phys* 75, doi:10.1088/0034-4885/75/6/066901.
- Lavvas, P., Yelle, R.V., Koskinen, T., Bazin, A., Vuitton, V., Vigren, E., Galand, M., Wellbrock, A., Coates, A.J., Wahlund, J.E., Cray, F.J., and Snowden, D. (2013) Aerosol growth in Titan's ionosphere. *Proc Natl Acad Sci USA* 110:2729–2734.
- Leto, G. and Baratta, G.A. (2003) Ly-alpha photon induced amorphization of Ic water ice at 16 Kelvin, effects and quantitative comparison with ion irradiation. *Astron Astrophys* 397:7–13.
- Loeffler, M.J., Baratta, G.A., Palumbo, M.E., Strazzulla, G., and Baragiola, R.A. (2005) CO₂ synthesis in solid CO by Lyman-alpha photons and 200 keV protons. *Astron Astrophys* 435:587–594.
- Loinard, L., Castets, A., Ceccarelli, C., Tielens, A.G.G.M., Faure, A., Caux, E., and Duvert, G. (2000) The enormous abundance of D₂CO in IRAS 16293–2422. *Astron Astrophys* 359:1169–1174.
- Mahjoub, A., Carrasco, N., Dahoo, P.-R., Gautier, T., Szopa, C., and Cernogora, G. (2012) Influence of methane concentration on the optical indices of Titan's aerosols analogues. *Icarus* 221:670–677.
- Martins, Z., Botta, O., Fogel, M.L., Sephton, M.A., Glavin, D.P., Watson, J.S., Dworkin, J.P., Schwartz, A.W., and Ehrenfreund, P. (2008) Extraterrestrial nucleobases in the Murchison meteorite. *Earth Planet Sci Lett* 270:130–136.
- Matsui, T. and Abe, Y. (1986a) Evolution of an impact-induced atmosphere and magma ocean on the accreting Earth. *Nature* 319:303–305.
- Matsui, T. and Abe, Y. (1986b) Impact-induced atmospheres and oceans on Earth and Venus. *Nature* 322:526–528.
- McCall, B.J., Huneycutt, A.J., Saykally, R.J., Djuric, N., Dunn, G.H., Semaniak, J., Novotny, O., Al-Khalili, A., Ehlerding, A., Hellberg, F., Kalhori, S., Neau, A., Thomas, R., Paal, A., Österdahl, F., and Larsson, M. (2004) Dissociative recombination of rotationally cold H₃⁺. *Phys Rev A* 70:052716-1-13.
- Millar, T.J. (2005) Deuterium in interstellar clouds. *Astronomy & Geophysics* 46:2.29–2.32.
- Miller, S.L. (1953) A production of amino acids under possible primitive Earth conditions. *Science* 118:528–529.

- Miller, S.L. and Orgel, L.E. (1974) *The Origin of Life on the Earth*, Prentice-Hall, Englewood Cliffs, NJ.
- Miyakawa, S., Yamanashi, H., Kobayashi, K., Cleaves, H.J., and Miller, S.L. (2002) Prebiotic synthesis from CO atmosphere: implications for the origins of life. *Proc Natl Acad Sci USA* 99:14628–14631.
- Miyauchi, N., Hidaka, H., Chigai, T., Nagaoka, A., Watanabe, N., and Kouchi, A. (2008) Formation of hydrogen peroxide and water from the reaction of cold hydrogen atoms with solid oxygen at 10 K. *Chem Phys Lett* 456:27–30.
- Modica, P. and Palumbo, M.E. (2010) Formation of methyl formate after cosmic ion irradiation of icy grain mantles. *Astron Astrophys* 519:A22.
- Modica, P., Meinert, C., de Marcellus, P., Nahon, L., Meierhenrich, U.J., and Le Sergeant d'Hendecourt, L. (2014) Enantiomeric excesses induced in amino acids by ultraviolet circularly polarized light irradiation of extraterrestrial ice analogs: a possible source of asymmetry for prebiotic chemistry. *Astrophys J* 788, doi:10.1088/0004-637X/788/1/179.
- Mokrane, H., Chaabouni, H., Accolla, M., Congiu, E., Dulieu, F., Chehrouri, M., and Lemaire, J.L. (2009) Experimental evidence for water formation via ozone hydrogenation on dust grains at 10 K. *Astrophys J* 705:L195–L198.
- Moore, M.H. and Hudson, R.L. (1998) Infrared study of ion-irradiated water-ice mixtures with hydrocarbons relevant to comets. *Icarus* 135:518–527.
- Moore, M.H. and Hudson, R.L. (2003) Infrared study of ion-irradiated N₂-dominated ices relevant to Triton and Pluto: formation of HCN and HNC. *Icarus* 161:486–500.
- Moore, M.H., Ferrante, R.F., and Nuth, J.A. (1996) Infrared spectra of proton irradiated ices containing methanol. *Planet Space Sci* 44:927–935.
- Moseley, J.T., Olson, R.E., and Peterson, J.R. (1975) Ion–ion mutual neutralization. *Case Studies in Atomic Physics* 5: 1–45.
- Mousis, O., Gautier, D., and Coustenis, A. (2002) The D/H ratio in methane in Titan: origin and history. *Icarus* 159:156–165.
- Mousis, O., Lunine, J.I., Pasek, M., Cordier, D., Hunter Waite, J., Mandt, K.E., Lewis, W.S., and Nguyen, M.-J. (2009) A primordial origin for the atmospheric methane of Saturn's moon Titan. *Icarus* 204:749–751.
- Mulas, G., Baratta, G.A., Palumbo, M.E., and Strazzulla, G. (1998) Profile of CH₄ IR bands in ice mixtures. *Astron Astrophys* 333:1025–1033.
- Muñoz Caro, G.M., Meierhenrich, U.J., Schutte, W.A., Barbier, B., Arcones, A., Arcones Segovia, A., Rosenbauer, H., Thiemann, W.H.-P., Brack, A., and Greenberg, J.M. (2002) Amino acids from ultraviolet irradiation of interstellar ice analogues. *Nature* 416:403–406.
- Muñoz Caro, G.M., Dartois, E., Boduch, P., Rothard, H., Domaracka, A., and Jiménez-Escobar, A. (2014) Comparison of UV and high-energy ion irradiation of methanol:ammonia ice. *Astron Astrophys* 566:A93.
- Nagaoka, A., Watanabe, N., and Kouchi, A. (2005) H-D substitution in interstellar solid methanol: a key route for D enrichment. *Astrophys J* 624:L29–L32.
- Neish, C.D., Somogyi, A., Lunine, J.I., and Smith, M.A. (2010) Titan's primordial soup: formation of amino acids via low-temperature hydrolysis of tholins. *Astrobiology* 10:337–347.
- Neubeck, A., Nguyen, T.D., Bastviken, D., Crill, P., and Holm, N.G. (2011) Formation of H₂ and CH₄ by weathering of olivine at temperatures between 30 and 70°C. *Geochem Trans* 12, doi:10.1186/1467-4866-12-6.
- Neubeck, A., Nguyen, T.D., Oze, C., Hellevang, H., Bastviken, D., Baczik, Z., and Holm, N.G. (2014) Olivine alteration and H₂ generation in carbonate-rich, low-temperature aqueous environments. *Planet Space Sci* 96:51–61.
- Nguyen, M.J., Raulin, F., Coll, P., Derenne, S., Szopa, C., Cemogora, G., Israel, G., and Bernard, J.M. (2008) From Titan's tholins to Titan's aerosols: isotopic study and chemical evolution at Titan's surface. *Adv Space Res* 42:48–53.
- Nixon, C.A., Achterberg, R.K., Conrath, B.J., Irwin, P.G.J., Teanby, N.A., Fouchet, T., Parrish, P.D., Romani, P.N., Abbas, M., LeClair, A., Strobel, D., Simon-Miller, A.A., Jennings, D.J., Flasar, F.M., and Kunde, V.G. (2007) Meridional variations of C₂H₂ and C₂H₆ in Jupiter's atmosphere from Cassini CIRS infrared spectra. *Icarus* 188:47–71.
- Oba, Y., Watanabe, N., Hama, T., Kuwahata, K., Hidaka, H., and Kouchi, A. (2012) Water formation through a quantum tunneling surface reaction, OH + H₂, at 10 K. *Astrophys J* 749, doi:10.1088/0004-637X/749/1/67.
- Oba, Y., Osaka, K., Watanabe, N., Chigai, T., and Kouchi, A. (2014) Reaction kinetics and isotope effect of water formation by the surface reaction of solid H₂O₂ with H atoms at low temperatures. *Faraday Discuss* 168:185–204.
- Öberg, K.I., Boogert, A.C.A., Pontoppidan, K.M., Blake, G.A., Evans, N.J., Lahuis, F., and van Dishoeck, E.F. (2008) The c2d Spitzer spectroscopic survey of ices around low-mass young stellar objects. III. CH₄. *Astrophys J* 678:1032–1041.
- Öberg, K.I., Garrod, R.T., van Dishoeck, E.F., and Linnartz, H. (2009) Formation rates of complex organics in UV irradiated CH₃OH-rich ices. I. Experiments. *Astron Astrophys* 504: 891–913.
- Paardekooper, D.M., Bossa, J.-B., Isokoski, K., and Linnartz, H. (2014) Laser desorption time-of-flight mass spectrometry of ultraviolet photo-processed ices. *Rev Sci Instrum* 85, doi:10.1063/1.4896754.
- Pace, N.R. (1991) Origin of life—facing up to the physical setting. *Cell* 65:531–533.
- Palumbo, M.E. and Strazzulla, G. (1992) The 2140 cm⁻¹ band of frozen CO in ion-irradiated and unirradiated mixtures with methanol and water. *Astron Astrophys* 259:L12–L14.
- Palumbo, M.E. and Strazzulla, G. (1993) The 2140 cm⁻¹ band of frozen CO—laboratory experiments and astrophysical applications. *Astron Astrophys* 269:568–580.
- Palumbo, M.E., Castorina, A.C., and Strazzulla, G. (1999) Ion irradiation effects on frozen methanol (CH₃OH). *Astron Astrophys* 342:551–562.
- Palumbo, M.E., Ferini, G., and Baratta, G.A. (2004) Infrared and Raman spectroscopies of refractory residues left over after ion irradiation of nitrogen-bearing icy mixtures. *Adv Space Res* 33:49–56.
- Palumbo, M.E., Leto, P., Siringo, C., and Trigilio, C. (2008) Detection of C₃O in the low-mass protostar Elias 18. *Astrophys J* 685:1033–1038.
- Parise, B., Ceccarelli, C., Tielens, A.G.G.M., Castets, A., Caux, E., Lefloch, B., and Maret, S. (2006) Testing grain surface chemistry: a survey of deuterated formaldehyde and methanol in low-mass class 0 protostars. *Astron Astrophys* 453:949–958.
- Peng, Z., Gautier, T., Carrasco, N., Pernot, P., Giuliani, A., Mahjoub, A., Correia, J.J., Buch, A., Benilan, Y., Szopa, C., and Cernogora, G. (2013) Titan's atmosphere simulation experiment using continuum UV-VUV synchrotron radiation. *J Geophys Res: Planets* 118:778–788.
- Pirim, C. and Krim, L. (2011) A neon-matrix isolation study of the reaction of non-energetic H-atoms with CO molecules at 3 K. *Phys Chem Chem Phys* 13:19454–19459.

- Pizzarello, S., Cooper, G.W., and Flynn, G.J. (2006) The nature and distribution of the organic material in carbonaceous chondrites and interplanetary dust particles. In *Meteorites and the Early Solar System II*, edited by D. Lauretta and H.Y. McSween, University of Arizona Press, Tucson, pp 625–651.
- Poch, O., Coll, P., Buch, A., Ramirez, S.I., and Raulin, F. (2012) Production yields of organics of astrobiological interest from H₂O–NH₃ hydrolysis of Titan's tholins. *Planet Space Sci* 61:14–123.
- Ponnampertuma, C., Lemmon, R.M., Mariner, R., and Calvin, M. (1963) Formation of adenine by electron irradiation of methane, ammonia and water. *Proc Natl Acad Sci USA* 49: 737–740.
- Postberg, F., Kempf, S., Schmidt, J., Brilliantov, N., Beinsen, A., Abel, B., Buck, U., and Srama, R. (2009) Sodium salts in E-ring ice grains from an ocean below the surface of Enceladus. *Nature* 459:1098–1101.
- Postberg, F., Schmidt, J., Hillier, J., Kempf, S., and Srama, R. (2011) A salt-water reservoir as the source of a compositionally stratified plume on Enceladus. *Nature* 474:620–622.
- Quirico, E., Montagnac, G., Lees, V., McMillan, P.F., Szopa, C., Cernogora, G., Rouzaud, J.-N., Simon, P., Bernard, J.-M., Coll, P., Fray, N., Minard, R.D., Raulin, F., Reynard, B., and Schmitt, B. (2008) New experimental constraints on the composition and structure of tholins. *Icarus* 198:218–231.
- Romanzin, C., Bénilan, Y., Jolly, A., and Gazeau, M.C. (2008) Photolytic behaviour of methane at Lyman- α and 248 nm: studies in the frame of a simulation program of Titan's atmosphere (S.E.T.U.P.). *Adv Space Res* 42:2036–2044.
- Romanzin, C., Ioppolo, S., Cuppen, H.M., van Dishoeck, E.F., and Linnartz, H. (2011) Water formation by surface O₃ hydrogenation. *J Chem Phys* 134, doi:10.1063/1.3532087.
- Rowe, B.R., Dupeyrat, G., Marquette, J.B., and Gaucherel, P. (1984) Study of the reactions N₂⁺ + 2N₂ → N₄⁺ + N₂ and O₂⁺ + 2O₂ → O₄⁺ + O₂ from 20 to 160 K by the CRESU technique. *J Chem Phys* 80:4915–4921.
- Sada, P.V., Jennings, D.E., Hesman, B.E., Bjoraker, G.L., Romani, P.N., Boyle, R.J., Edwards, M., and McCabe, G.H. (2007) Observations of hydrocarbons in the stratospheres of Jupiter and Saturn using celeste [abstract #P23A-05]. *American Geophysical Union, Spring Meeting 2007*, American Geophysical Union, Washington, DC.
- Sagan, C. and Khare, B.N. (1971) Long wavelength ultraviolet photoproduction of amino acids on the primitive Earth. *Science* 173:417–420.
- Sakai, N., Shirley, Y.L., Sakai, T., Hirota, T., Watanabe, Y., and Yamamoto, S. (2009) Tentative detection of deuterated methane toward the low-mass protostar IRAS 04368 + 2557 in L1527. *Astrophys J Lett* 758:L4.
- Sakai, N. and Yamamoto, S. (2013) Warm carbon-chain chemistry. *Chem Rev* 113:8981–9015.
- Sandford, S.A., Allamandola, L.J., Tielens, A.G.G.M., and Valero, G.J. (1988) Laboratory studies of the infrared spectral properties of CO in astrophysical ices. *Astrophys J* 329:498–510.
- Sarker, N., Somogyi, A., Lunine, J.I., and Smith, M.A. (2003) Titan aerosol analogues: analysis of the nonvolatile tholins. *Astrobiology* 3:719–726.
- Schlesinger, G. and Miller, S.L. (1983) Prebiotic synthesis in atmospheres containing CH₄, CO, and CO₂. I. Amino acids. *J Mol Evol* 19:376–382.
- Schmeltekopf, A.L., Jr. and Broida, H. P. (1963) Short-duration visible afterglow in helium. *J Chem Phys* 39, doi:10.1063/1.1734425.
- Schmidt, H.T., Thomas, R.D., Gatchell, M., Rosén, S., Reinhed, P., Löfgren, P., Brännholm, L., Blom, M., Björkhage, M., Bäckström, E., Alexander, J.D., Leontin, S., Hanstorp, D., Zettergren, H., Liljeby, L., Källberg, A., Simonsson, A., Hellberg, F., Mannervik, S., Larsson, M., Geppert, W.D., Rensfelt, K.G., Danared, H., Paál, A., Masuda, M., Halldén, P., Andler, G., Stockett, M.H., Chen, T., Källersjö, G., Weimer, J., Hansen, K., Hartman, H., and Cederquist, H. (2013) First storage of ion beams in the Double Electrostatic Ion-Ring Experiment—DESIREE. *Rev Sci Instrum* 84, doi:10.1063/1.4807702.
- Sciamma-O'Brien, E., Carrasco, N., Szopa, C., Buch, A., and Cernogora, G. (2010) Titan's atmosphere: An optimal gas mixture for aerosol production? *Icarus* 209:704–714.
- Sekine, Y., Sugita, S., Shido, T., Yamamoto, T., Iwasawa, Y., Kadono, T., and Matsui, T. (2005) The role of Fischer-Tropsch catalysis in the origin of methane-rich Titan. *Icarus* 178:154–164.
- Sekine, Y., Imanaka, H., Matsui, T., Khare, B.N., Bakes, E.L.O., McKay, C.P., and Sugita, S. (2008) The role of organic haze in Titan's atmospheric chemistry: I. Laboratory investigation on heterogeneous reaction of atomic hydrogen with Titan tholin. *Icarus* 194:186–200.
- Sekine, Y., Shibuya, T., Postberg, F., Hsu, H.-W., Suzuki, K., Masaki, Y., Kuwatani, T., and Tachibana, S. (2014) Experimental evidence for high-temperature water-rock interactions in a chondritic core of Enceladus [abstract 1714]. In *45th Lunar and Planetary Science Conference Abstracts*, Lunar and Planetary Institute, Houston.
- Semaniak, J., Larson, A., Le Padellec, A., Strömholm, C., Larsson, M., Rosén, S., Peverall, R., Danared, H., Djuric, N., Dunn, G.H., and Datz, S. (1998) Dissociative recombination and excitation of CH₅⁺: absolute cross sections and branching fractions. *Astrophys J* 498:886–895.
- Shen, C.J., Greenberg, J.M., Schutte, W.A., and van Dishoeck, E.F. (2004) Cosmic ray induced explosive chemical desorption in dense clouds. *Astron Astrophys* 415:203–215.
- Sicilia, D., Ioppolo, S., Vindigni, T., Baratta, G.A., and Palumbo, M.E. (2012) Nitrogen oxides and carbon chain oxides formed after ion irradiation of CO:N₂ ice mixtures. *Astron Astrophys* 543:A155.
- Skinner, C.J., Tielens, A.G.G.M., Barlow, M.J., and Justanont, K. (1992) Methanol ice in the protostar GL2136. *Astrophys J* 399:L79–L82.
- Sloan, E.D. and Koh, C.A. (2008) *Clathrate Hydrates of Natural Gases*, 3rd ed., CRC Press, Boca Raton, FL.
- Smith, D. and Adams N.G. (1983) Studies of ion-ion recombination using flowing afterglow plasmas. In *Physics of Ion-Ion and Electron-Ion Collisions*, edited by F. Brouillard and J.W. McGowan, Plenum, New York, pp 501–531.
- Smith, D. and Adams, N.G. (1988) The selected ion flow tube (SIFT): studies of ion-neutral reactions. *Advances in Atomic and Molecular Physics* 24:1–49.
- Smith, D., Adams, N.G., and Alge, E. (1984) Attachment coefficients for the reactions of electrons with CCl₄, CCl₃F, CCl₂F₂, CHCl₃, Cl₂ and SF₆ determined between 200 and 600 K using the FALP technique. *J Phys B At Mol Opt Phys* 17:461–472.
- Smith, I.W.M. (2006) Reactions at very low temperatures: gas kinetics at a new frontier. *Angew Chem Int Ed Engl* 45:2842–2861.
- Strazzulla, G. and Johnson, R.E. (1991) In *Comets in the Post-Halley Era*, edited by R.L. Newburn, M. Neugebauer, and J.H. Rahe, Kluwer Academic Publishers, Dordrecht, pp 243–275.

- Suzuki, K., Kato, S., Shibuya, T., Hirose, T., Fuchida, S., Kumar, V.J.R., Yoshizaki, M., Masaki, Y., Nakamura, K., Kobayashi, K., Masuda, H., Yamagishi, A., and Urabe, T. (2015) Development of hydrothermal and frictional experimental systems to simulate sub-seafloor water-rock-microbe interactions. In *Subseafloor Biosphere Linked to Hydrothermal Systems: TAIGA Concept*, edited by J.-i. Ishibashi, K. Okino, and M. Sunamura, SpringerOPEN, Tokyo, pp 71–85.
- Szopa, C., Cernogora, G., Boufendi, L., Correia, J.-J., and Coll, P. (2006) PAMPRE: a dusty plasma experiment for Titan's tholins production and study. *Planet Space Sci* 54: 394–404.
- Taniuchi, T., Takano, Y., and Kobayashi, K. (2013) Amino acid precursors from a simulated lower atmosphere of Titan: experiments of cosmic ray energy source with ^{13}C - and ^{18}O -stable isotope probing mass spectrometry. *Anal Sci* 29:777–785.
- Taquet, V., Ceccarelli, C., and Kahane, C. (2012) Formaldehyde and methanol deuteration in protostars: fossils from a past fast high-density pre-collapse phase. *Astrophys J* 748:L3.
- Taquet, V., Peters, P.S., Kahane, C., Ceccarelli, C., López-Sepulcre, A., Toubin, C., Duflot, D., and Wiesenfeld, L. (2013) Water ice deuteration: a tracer of the chemical history of protostars. *Astron Astrophys* 550:A127.
- Theule, P., Duvemay, F., Danger, G., Borget, F., Bossa, J.B., Vinogradoff, V., Mispelaer, F., and Chiavassa, T. (2013) Thermal reactions in interstellar ice: a step towards molecular complexity in the interstellar medium. *Adv Space Res* 52: 1567–1579.
- Thissen, R., Vuitton, V., Lavvas, P., Lemaire, J., Dehon, C., Dutuit, O., Smith, M.A., Turchini, S., Catone, D., Yelle, R.V., Pernot, P., Somogyi, A., and Coreno, M. (2009) Laboratory studies of molecular growth in the Titan ionosphere. *J Phys Chem A* 113:11211–11220.
- Thompson, W.R., Zollweg, J.A., and Gabis, D.H. (1992) Vapor-liquid equilibrium thermodynamics of $\text{N}_2 + \text{CH}_4$: model and Titan applications. *Icarus* 97:187–199.
- Tielens, A.G.G.M. and Whittet, D.C.B. (1997) Ices in star forming regions. In *Molecules in Astrophysics: Probe and Processes*, edited by E.F. van Dishoeck, Kluwer, Dordrecht, the Netherlands, pp 45–60.
- Trainer, M.G., Pavlov, A.A., DeWitt, H.L., Jimenez, J.L., McKay, C.P., Toon, O.B., and Tolbert, M.A. (2006) Organic haze on Titan and the early Earth. *Proc Natl Acad Sci USA* 103:18035–18042.
- Trainer, M.G., Jimenez, J.L., Yung, Y.L., Toon, O.B., and Tolbert, M.A. (2012) Nitrogen incorporation in CH_4 - N_2 photochemical aerosol produced by far ultraviolet irradiation. *Astrobiology* 12:315–326.
- Tran, B.N., Ferris, J.P., and Chera, J.J. (2003) The photochemical formation of a Titan haze analog. Structural analysis by X-ray photoelectron and infrared spectroscopy. *Icarus* 162:114–124.
- Tucker, O.J. and Johnson, R.E. (2009) Thermally driven atmospheric escape: Monte Carlo simulations for Titan's atmosphere. *Planet Space Sci* 57:1889–1894.
- Viti, S., Williams, D.A., and O'Neill, P.T. (2000) Hydrocarbons in diffuse and translucent clouds. *Astron Astrophys* 354: 1062–1070.
- von Hahn, R., Becker, A., Berg, F., Blaum, K., Breitenfeldt, C., Fadil, H., Fellenberger, F., Froese, M., George, S., Göck, J., Grieser, M., Grussie, F., Guerin, E.A., Heber, O., Herwig, P., Karthein, J., Krantz, C., Kreckel, H., Lange, M., Laux, F., Lohmann, S., Menk, S., Meyer, C., Mishra, P.M., Novotný, O., O'Connor, A.P., Orlov, D.A., Rappaport, M.L., Repnow, R., Saurabh, S., Schippers, S., Schröter, C.D., Schwalm, D., Schweikhard, L., Sieber, T., Shornikov, A., Spruck, K., Sunil Kumar, S., Ullrich, J., Urbain, X., Vogel, S., Wilhelm, P., Wolf, A., and Zajfman, D. (2016) The cryogenic storage ring CSR. *Rev Sci Instrum* 87, doi:10.1063/1.4953888.
- Vu, T.-H. and Choukroun, M. (2015) Experimental studies of methane clathrate formation and substitution with ethane [abstract 2484]. In *46th Lunar and Planetary Science Conference Abstracts*, Lunar and Planetary Institute, Houston.
- Vuitton, V., Yelle, R.V., and Anicich, V.G. (2006) The nitrogen chemistry of Titan's upper atmosphere revealed. *Astrophys J* 647:L175.
- Vuitton, V., Yelle, R.V., and McEwan, M.J. (2007) Ion chemistry and N-containing molecules in Titan's upper atmosphere. *Icarus* 191:722–742.
- Vuitton, V., Lavvas, P., Yelle, R.V., Galand, M., Wellbrock, A., Lewis, G.R., Coates, A.J., and Wahlund, J.-E. (2009) Negative ion chemistry in Titan's upper atmosphere. *Planet Space Sci* 57:1558–1572.
- Waite, J.H., Jr., Niemann, H.B., Yelle, R., Kasprzak, W.T., Cravens, T.E., Luhmann, J.G., McNutt, R.L., Ip, W.-H., Gell, D.A., De La Haye, V., Mueller-Wodarg, I., Magee, B., Borggren, N., Ledvina, S.A., Fletcher, G.G., Walter, E., Miller, R., Scherer, S., Thorpe, R., Xu, J., Block, B., and Arnett, K. (2005) Ion Neutral Mass Spectrometer results from the first flyby of Titan. *Science* 308:982–986.
- Waite, J.H., Jr., Young, D.T., Cravens, T.E., Coates, A.J., Crary, F.J., Magee, B., and Westlake, J. (2007) The process of tholin formation in Titan's upper atmosphere. *Science* 316: 870–875.
- Waite, J.H., Jr., Lewis, W.S., Magee, B.A., Lunine, J.I., McKinnon, W.B., Glein, C.R., Mousis, O., Young, D.T., Brockwell, T., Westlake, J., Nguyen, M.-J., Teolis, B.D., Niemann, H.B., McNutt, R.L., Perry, M., and Ip, W.-H. (2009) Liquid water on Enceladus from observations of ammonia and ^{40}Ar in the plume. *Nature* 460:487–490.
- Wakelam, V., Loison, J.-C., Herbst, E., Pavone, B., Bergeat, A., Béroff, K., Chabot, M., Faure, A., Galli, D., Geppert, W.D., Gerlich, D., Gratier, P., Harada, N., Hickson, K.M., Honvault, P., Klippenstein, S.J., Le Picard, S.D., Nyman, G., Ruaud, M., Schlemmer, S., Sims, I.R., Talbi, D., Tennyson, J., and Wester, R. (2015) The 2014 KIDA network for interstellar chemistry. *Astrophys J Suppl Ser* 217, doi:10.1088/0067-0049/217/2/20.
- Watanabe, N. and Kouchi, A. (2002) Efficient formation of formaldehyde and methanol by the addition of hydrogen atoms to CO in H_2O -CO ice at 10K. *Astrophys J* 571:L173–L176.
- Watanabe, N. and Kouchi, A. (2008) Ice surface reactions: a key to chemical evolution in space. *Prog Surf Sci* 83:439–489.
- Watanabe, N., Shiraki, T., and Kouchi, A. (2003) The dependence of H_2CO and CH_3OH formation on the temperature and thickness of H_2O -CO ice during the successive hydrogenation of CO. *Astrophys J* 588:L121–L124.
- Watanabe, N., Nagaoka, A., Shiraki, T., and Kouchi, A. (2004) Hydrogenation of pure solid CO and CO - H_2O mixed ice. *Astrophys J* 616:638–642.
- Watanabe, N., Nagaoka, A., Hidaka, H., Shiraki, T., Chigai, T., and Kouchi, A. (2006) Dependence of the effective rate constants for the hydrogenation of CO on the temperature

- and composition of the surface. *Planet Space Sci* 54:1107–1114.
- Watanabe, N., Kimura, Y., Kouchi, A., Chigai, T., Hama, T., and Pirronello, V. (2010) Direct measurements of hydrogen atom diffusion and the spin temperature of nascent H₂ molecule on amorphous solid water. *Astrophys J* 714:L233–L237.
- Westlake, J.H., Waite, J.H., Carrasco, N., Richard, M., and Cravens, T. (2014) The role of ion-molecule reactions in the growth of heavy ions in Titan's ionosphere. *J Geophys Res: Space Physics* 119:5951–5963.
- Woon, D.E. (2002) Modeling gas-grain chemistry with quantum chemical cluster calculations. I. Heterogeneous hydrogenation of CO and H₂CO on icy grain mantles. *Astrophys J* 569:541–548.
- Yanagawa, H. and Kobayashi, K. (1992) An experimental approach to chemical evolution in submarine hydrothermal systems. *Orig Life Evol Biosph* 22:147–159.
- Žabka, J., Romanzin, C., Alcaraz, C., and Polasek, M. (2012) Anion chemistry on Titan: a possible route to large N-bearing hydrocarbons. *Icarus* 219:161–167.
- Zajfman, D., Wolf, A., Schwalm, D., Orlov, D.A., Grieser, M., von Hahn, R., Welsch, C.P., Crespo Lopez-Urrutia, J.R., Schröter, C.D., Urbain, X., and Ullrich, J. (2005) Physics with colder molecular ions: the Heidelberg Cryogenic Storage Ring CSR. *J Phys Conf Ser* 4, doi:10.1088/1742-6596/4/1/046.
- Ziegler, J.F., Ziegler, M.D., and Biersack, J.P. (2008) *The Stopping and Range of Ions in Solids*, Pergamon Press, New York. Available online at <http://www.srim.org>
- Ziurys, L.M., Adande, G.R., Edwards, J.L., Schmidt, D.R., Halfen, D.T., and Woolf, N.J. (2015) Prebiotic chemical evolution in the astrophysical context. *Orig Life Evol Biosph* 45:275–288.

Address correspondence to:
 Kensei Kobayashi
 Department of Chemistry
 Yokohama National University
 Tokiwadai, hodogaya-ku
 Yokohama 240-8501
 Japan
 E-mail: kkensei@ynu.ac.jp

Submitted 27 February 2016
 Accepted 2 November 2016

Abbreviations Used

ACP = Aerosol Collector and Pyrolyzer
 ASW = amorphous solid water
 CAPS = Cassini Plasma Spectrometer
 CRESU = CINETIQUE des REACTIONS en ECOULEMENT
 Supersonique Uniforme
 FT-IR = Fourier transform infrared
 FTT = Fischer-Tropsch-type
 GC/MS = gas chromatography–mass spectrometry
 HPLC = high-performance liquid chromatography
 IBS = Ion Beam Spectrometer
 INMS = Ion Neutral Mass Spectrometer
 ISDs = interstellar dust particles
 ISM = interstellar medium
 MHVM = modified hydrothermal vent media
 SIFTS = selected ion flow tubes
 TPD = temperature-programmed desorption
 VUV = vacuum ultraviolet