



HAL
open science

Circularity Indicators: the Advisor

Michael Saidani, Bernard Yannou, Yann Leroy, François Cluzel

► **To cite this version:**

Michael Saidani, Bernard Yannou, Yann Leroy, François Cluzel. Circularity Indicators: the Advisor. ASME 2018 International Design Engineering Technical Conferences & Computers and Information in Engineering Conference IDETC/CIE 2018, Aug 2018, Québec, Canada. hal-01790126

HAL Id: hal-01790126

<https://hal.science/hal-01790126>

Submitted on 14 Dec 2018

HAL is a multi-disciplinary open access archive for the deposit and dissemination of scientific research documents, whether they are published or not. The documents may come from teaching and research institutions in France or abroad, or from public or private research centers.

L'archive ouverte pluridisciplinaire **HAL**, est destinée au dépôt et à la diffusion de documents scientifiques de niveau recherche, publiés ou non, émanant des établissements d'enseignement et de recherche français ou étrangers, des laboratoires publics ou privés.

CIRCULARITY INDICATORS: THE ADVISOR

Authors' names and affiliations:

Michael Saidani¹, Bernard Yannou¹, Yann Leroy¹, François Cluzel¹

¹Laboratoire Genie Industriel, CentraleSupélec, Université Paris-Saclay, France

²Department of Civil and Environmental Engineering, University of California, Davis, USA

Contact author: michael.saidani@centralesupelec.fr

Key words:

Circular economy, circularity indicators, taxonomy, selection tool.

Context: Moving towards circular design, industrial and business practices is increasingly encouraged in a context of sustainable development [1]. Following a common agreement - shared by academics, industrialists and politics - on the need to provide circular economy related indicators at different systemic levels to facilitate and monitor this transition, many circularity tools, metrics, and indicators have been developed in the last few years [2]. In fact, design for circularity is an emerging field that needs new integrated frameworks, including tools and indicators, to help establishing innovative solutions across sectors in line with the circular economy paradigm [3]. Yet without a stabilized definition of what circular economy is, it is of the utmost importance to know what available indicators measure in order to use them properly. More than 50 sets of circularity indicators – created and used by scholars, consulting companies and governmental agencies worldwide – have been reviewed and classified (see Figure 2) into a need-based taxonomy driven by the usage of such indicators.

Description of the tool: A query tool (simplified search tool, see Figure 1) associated to the proposed taxonomy databank – using MS Excel with macros – has been designed to help identifying the most relevant tool(s)/indicator(s) regarding the user needs. It aims thus at clarifying the purpose of – and at characterizing – each indicator according to suitable criteria in line with circular economy paradigm and features. In inputs (see Figure 3), eight questions are asked to direct the users towards the most suitable indicator(s) and related assessment framework. Selection criteria are the following: i) scale of measurement; ii) circularity perspective; iii) circularity performance; iv) circularity loop; v) dimensionality; vi) usages and purposes; vii) transversality; viii) type and format. In outputs, appropriate indicator(s) are identified and following information is displayed: a) tool/indicator name; b) working principle; c) details about the systemic level; d) details about the kinds of circularity; e) details about the dimensionality and unit; f) data required to compute the tool/indicator; g) possible usages; h) authors and references; j) internet access link.

Proposed display experience: **Demonstration:** The tool is first presented through an industrial example of a company willing to measure, improve and monitor the circularity performance of a product – a catalytic converter – that the company designed and developed. Based on the company's needs and requirements, results propose several potentially useful circularity indicators and associated calculation methods, frameworks, or tools at a micro level – the one of products and materials – which aim at (i) evaluating circularity potential of industrial products during design and development process, (ii) providing guidelines for circular design improvement, (iii) facilitating benchmarking with competing products. As a candidate set of circularity indicators, a second version of a digital tool presented at ICED17 [4], aiming at enhancing product circularity potential performance during design or re-design phases is used. **Experimentation:** Participants have two possible options: (1) Participants may test and experience the selection tool on their own projects to find out which circularity indicators suit the best to their need. It is possible for them to work individually (or in small group) on their own project or case study linked to the circular economy. As such, they are proposed to experience, and feed the query tool with their requirements so as to identify indicators that might be relevant for them. Then, as access links are provided to explore

the recommended indicators in output – including associated working principle and calculation methods – attendees are free to test such circularity indicators. (2) For participants who do not have a particular case study or sufficient data to experience the tool by their own, but who are interested in testing the query tool and recommended indicators, it is possible to operate the data from the catalytic converter example to do so. A synthesized two-page plasticized datasheet is provided to get enough information and knowledge on the industrial environment and product to feed the tool and to experience various circularity indicators. For all, a response document template is given to participants who want to keep track of their findings or provide feedbacks on the tool.

For information, this circularity indicators query tool is flexible in the way the databank is not frozen and may be easily updated. As such, it is possible and highly appreciated for attendees to contribute in return to the tool development or consolidation, e.g. if participants are aware of – have tested, or are developing – new circular economy related tools and indicators that are not inventoried in the actual databank.

Audience: This tool seeker aims to guide designers, engineers, researchers, managers, administrators, decision-makers, policy-makers, etc., in identifying and selecting the most suitable(s) tool(s)/indicator(s) to assess, improve and/or monitor their circular practices according to their specific needs and requirements. But it is open to everyone (novice or expert) interested in circular design and life cycle thinking, in order to discover the possible contributions of circularity indicators and how they can be used in practice.

List of what would be needed for the display: Station with computers (including Microsoft Excel with macros enabled). Plasticized datasheet will be provided by our own.

Minimum area: No special needs, just enough room for tables, chairs, and computers, close to power outlets if possible.

Internet connection: Yes, ideally so that participants can experience the tool and indicators on their own computers – if not, the tool and some indicators experimented could be stored and made available in a USB key.


Other supplies or utilities: Microsoft Windows and Microsoft Excel with macros are required to use and run the query tool.

References:

- [1] Geissdoerfer, M., Savaget, P., Bocken, N.M. 2017. The Circular Economy—A new sustainability paradigm? *Journal of Cleaner Production*, 143, 757-768.
- [2] Saidani, M., Yannou, B., Leroy, Y., Cluzel, F. How to assess product performance in the circular economy? Proposed requirements for the design of a circularity measurement framework. *Recycling* 2017, 2, 6.
- [3] Earley, R. 2017. Circular Design Futures. *The Design Journal*, 20:4, 421-434, doi: 10.1080/14606925.2017.1328164
- [4] Saidani, M., Yannou, B., Leroy, Y., Cluzel, F. Hybrid top-down and bottom-up framework to measure products' circularity performance. *International Conference on Engineering Design, ICED 17*, Aug 2017, Vancouver, Canada.


APPENDIX A - ILLUSTRATIONS OF THE TOOL

Figure 1: Snapshot of the tool and overview of some circularity indicators



Circularity Indicators _ The Advisor
Target the Right Indicators for Your Organization

Presentation



Circularity Indicators - The Search Engine
- The Query Tool

↑↑↑↑↑↑↑↑

This tool seeker aims to guide designers, engineers, researchers, managers, administrators, decision-makers, policy-makers, etc., in identifying and selecting the most suitable tool(s)/indicator(s) to assess, improve and/or monitor their circular practices according to their specific needs and requirements.

According to a common agreement - shared by academics, industrialists and politics - on the need to develop circular economy (CE) related indicators, many tools, index, metrics, indicators have been designed. Yet without a standardized definition of what circular economy is, it is of the utmost importance to know what these indicators measure in order to use them properly, within the both fuzzy and complex concept of CE. As such, this taxonomy - in which the tool seeker will help out identifying most suitable tool(s)/indicator(s) - aims at clarifying the purpose of and at characterizing each indicator according to relevant criteria in line with circular economy paradigm and features.

In inputs, several questions to oriente you towards the most suitable tool(s)/indicator(s), will be asked about:
i) scale of measurement; ii) circularity perspective; iii) circularity performance; iv) circularity loop; v) dimensionality; vi) usages and purposes; vii) transversality; viii) type and format.

In outputs, one or several tool(s)/indicator(s) will be identified and following information will be displayed:
i) tool/indicator name; ii) working principle; iii) details about systemic level (scale); iv) details about the kinds of circularity; v) details about the dimensionality and unit; vi) data required to compute the tool/indicator; vii) possible usages; viii) type of tool; ix) authors and references; x) internet access link.

→ → → Click on the logo above or go directly to the Inputs tab below, to start your research ← ← ←

The present taxonomy of circularity indicators and the seeker tool have been developed by Michael Saidani during his PhD thesis at the Industrial Engineering Department of CentraleSupélec, Paris-Saclay University, under the supervision of Prof. Bernard Yannou, Assistant Prof. Yann Leroy and Assistant Prof. François Cluzel, funded by The French Ministry of Higher Education, Research and Innovation (Ministère de l'Enseignement Supérieur, de la Recherche, et de l'Innovation), and in collaboration with the Industrial Ecology Program at UC Davis, under the supervision of Prof. Alissa Kendall, thanks to the support of the Fulbright Commission.

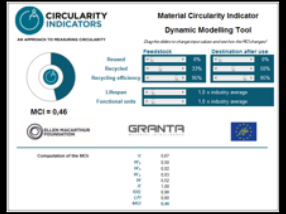







Figure 2: Databank associated to the taxonomy of circularity indicators (for information: it is integrated in the Excel tool but it will not be particularly displayed during the showcase)

Circularity Measurement Instrument/Tool Indicator Name (Author, Framework)	Definition - Scope/Targeting/Principle (Input/Output)	Systemic Levels			Circularity Perspectives (Process/Flow)			Circularity Performance (Impact/Return)			Units/0, 1 to 100 (Scale/Measurement)	Characteristics (Single/Multiple Indicators)	Data Requirements (Systemic/0, 1 to 100 (Scale/Measurement))	Usage - Purposes - Decision-Making - Targeted Participants	Sources (Database)				General or Specific (Scale/Measurement)	Type of Tool (Formal/Informal)	Access Link
		Macro	Meso	Micro	Actual (Efficient)	Potential	Impact (Efficient)	Return (Efficient)	Academic	Operational (Govt, Ind)					Company (Industrial)	Consulting Agency					
Recycling Rates (RR)	Indicator for the overall recycling rates	-	-	-	-	-	-	-	-	-	Quantitative (0-100)	Multiple Indicators	Collection, Production, Distribution, Use, End-of-life	Assessment, Improvement, Management, Benchmarking	Academic	Operational (Govt, Ind)	Company (Industrial)	Consulting Agency	Generic	Formal	https://www.eco-design.com/indicators/rr
Circular Economy Performance Indicator (CEPI)	Formulas, the ratio of the Materials	-	-	-	-	-	-	-	-	-	Quantitative (0-100)	Multiple Indicators	Production, Distribution, Use, End-of-life	Assessment, Improvement, Management, Benchmarking	Academic	Operational (Govt, Ind)	Company (Industrial)	Consulting Agency	Generic	Formal	https://www.eco-design.com/indicators/cepi
Reuse Potential Index (RPI)	The RPI indicates the potential for reuse	-	-	-	-	-	-	-	-	-	Quantitative (0-100)	Single Indicator	Production, Distribution, Use, End-of-life	Assessment, Improvement, Management, Benchmarking	Academic	Operational (Govt, Ind)	Company (Industrial)	Consulting Agency	Generic	Formal	https://www.eco-design.com/indicators/rpi
Recycling Index (RI) for the CE	The RI indicates the recycling rate	-	-	-	-	-	-	-	-	-	Quantitative (0-100)	Single Indicator	Production, Distribution, Use, End-of-life	Assessment, Improvement, Management, Benchmarking	Academic	Operational (Govt, Ind)	Company (Industrial)	Consulting Agency	Generic	Formal	https://www.eco-design.com/indicators/ri
Circular Economy Indicator (CEI)	The CEI is a free material productivity	-	-	-	-	-	-	-	-	-	Quantitative (0-100)	Multiple Indicators	Production, Distribution, Use, End-of-life	Assessment, Improvement, Management, Benchmarking	Academic	Operational (Govt, Ind)	Company (Industrial)	Consulting Agency	Generic	Formal	https://www.eco-design.com/indicators/cei
Circularity Potential Index (CPI)	Through a public sector	-	-	-	-	-	-	-	-	-	Quantitative (0-100)	Single Indicator	Production, Distribution, Use, End-of-life	Assessment, Improvement, Management, Benchmarking	Academic	Operational (Govt, Ind)	Company (Industrial)	Consulting Agency	Generic	Formal	https://www.eco-design.com/indicators/cpi
Product Level Circularity Index (PLCI)	Formulas, a ratio between Product and Material	-	-	-	-	-	-	-	-	-	Quantitative (0-100)	Multiple Indicators	Production, Distribution, Use, End-of-life	Assessment, Improvement, Management, Benchmarking	Academic	Operational (Govt, Ind)	Company (Industrial)	Consulting Agency	Generic	Formal	https://www.eco-design.com/indicators/plci
Circularity Index (CI)	Formulas, a ratio between Product and Material	-	-	-	-	-	-	-	-	-	Quantitative (0-100)	Multiple Indicators	Production, Distribution, Use, End-of-life	Assessment, Improvement, Management, Benchmarking	Academic	Operational (Govt, Ind)	Company (Industrial)	Consulting Agency	Generic	Formal	https://www.eco-design.com/indicators/ci
Material Circularity Indicator (MCI)	The MCI, developed by the European Commission	-	-	-	-	-	-	-	-	-	Quantitative (0-100)	Multiple Indicators	Production, Distribution, Use, End-of-life	Assessment, Improvement, Management, Benchmarking	Academic	Operational (Govt, Ind)	Company (Industrial)	Consulting Agency	Generic	Formal	https://www.eco-design.com/indicators/mci
Building Circularity Indicator (BCI)	An approach for measuring the circularity of buildings	-	-	-	-	-	-	-	-	-	Quantitative (0-100)	Multiple Indicators	Production, Distribution, Use, End-of-life	Assessment, Improvement, Management, Benchmarking	Academic	Operational (Govt, Ind)	Company (Industrial)	Consulting Agency	Generic	Formal	https://www.eco-design.com/indicators/bci
Green Circular Building Score (GCBS)	A methodology to measure the circularity of buildings	-	-	-	-	-	-	-	-	-	Quantitative (0-100)	Multiple Indicators	Production, Distribution, Use, End-of-life	Assessment, Improvement, Management, Benchmarking	Academic	Operational (Govt, Ind)	Company (Industrial)	Consulting Agency	Generic	Formal	https://www.eco-design.com/indicators/gcbs
Material Circularity Indicator (MCI)	The MCI, developed by the European Commission	-	-	-	-	-	-	-	-	-	Quantitative (0-100)	Multiple Indicators	Production, Distribution, Use, End-of-life	Assessment, Improvement, Management, Benchmarking	Academic	Operational (Govt, Ind)	Company (Industrial)	Consulting Agency	Generic	Formal	https://www.eco-design.com/indicators/mci
Resource Duration Indicator (RDI)	A key performance indicator for the circular economy	-	-	-	-	-	-	-	-	-	Quantitative (0-100)	Multiple Indicators	Production, Distribution, Use, End-of-life	Assessment, Improvement, Management, Benchmarking	Academic	Operational (Govt, Ind)	Company (Industrial)	Consulting Agency	Generic	Formal	https://www.eco-design.com/indicators/rdi
Circular Economy Indicator (CEI)	The CEI is a free material productivity	-	-	-	-	-	-	-	-	-	Quantitative (0-100)	Multiple Indicators	Production, Distribution, Use, End-of-life	Assessment, Improvement, Management, Benchmarking	Academic	Operational (Govt, Ind)	Company (Industrial)	Consulting Agency	Generic	Formal	https://www.eco-design.com/indicators/cei
Resource Duration Indicator (RDI)	A key performance indicator for the circular economy	-	-	-	-	-	-	-	-	-	Quantitative (0-100)	Multiple Indicators	Production, Distribution, Use, End-of-life	Assessment, Improvement, Management, Benchmarking	Academic	Operational (Govt, Ind)	Company (Industrial)	Consulting Agency	Generic	Formal	https://www.eco-design.com/indicators/rdi
Material Circularity Indicator (MCI)	The MCI, developed by the European Commission	-	-	-	-	-	-	-	-	-	Quantitative (0-100)	Multiple Indicators	Production, Distribution, Use, End-of-life	Assessment, Improvement, Management, Benchmarking	Academic	Operational (Govt, Ind)	Company (Industrial)	Consulting Agency	Generic	Formal	https://www.eco-design.com/indicators/mci
Resource Duration Indicator (RDI)	A key performance indicator for the circular economy	-	-	-	-	-	-	-	-	-	Quantitative (0-100)	Multiple Indicators	Production, Distribution, Use, End-of-life	Assessment, Improvement, Management, Benchmarking	Academic	Operational (Govt, Ind)	Company (Industrial)	Consulting Agency	Generic	Formal	https://www.eco-design.com/indicators/rdi
Material Circularity Indicator (MCI)	The MCI, developed by the European Commission	-	-	-	-	-	-	-	-	-	Quantitative (0-100)	Multiple Indicators	Production, Distribution, Use, End-of-life	Assessment, Improvement, Management, Benchmarking	Academic	Operational (Govt, Ind)	Company (Industrial)	Consulting Agency	Generic	Formal	https://www.eco-design.com/indicators/mci
Resource Duration Indicator (RDI)	A key performance indicator for the circular economy	-	-	-	-	-	-	-	-	-	Quantitative (0-100)	Multiple Indicators	Production, Distribution, Use, End-of-life	Assessment, Improvement, Management, Benchmarking	Academic	Operational (Govt, Ind)	Company (Industrial)	Consulting Agency	Generic	Formal	https://www.eco-design.com/indicators/rdi
Material Circularity Indicator (MCI)	The MCI, developed by the European Commission	-	-	-	-	-	-	-	-	-	Quantitative (0-100)	Multiple Indicators	Production, Distribution, Use, End-of-life	Assessment, Improvement, Management, Benchmarking	Academic	Operational (Govt, Ind)	Company (Industrial)	Consulting Agency	Generic	Formal	https://www.eco-design.com/indicators/mci
Resource Duration Indicator (RDI)	A key performance indicator for the circular economy	-	-	-	-	-	-	-	-	-	Quantitative (0-100)	Multiple Indicators	Production, Distribution, Use, End-of-life	Assessment, Improvement, Management, Benchmarking	Academic	Operational (Govt, Ind)	Company (Industrial)	Consulting Agency	Generic	Formal	https://www.eco-design.com/indicators/rdi
Material Circularity Indicator (MCI)	The MCI, developed by the European Commission	-	-	-	-	-	-	-	-	-	Quantitative (0-100)	Multiple Indicators	Production, Distribution, Use, End-of-life	Assessment, Improvement, Management, Benchmarking	Academic	Operational (Govt, Ind)	Company (Industrial)	Consulting Agency	Generic	Formal	https://www.eco-design.com/indicators/mci
Resource Duration Indicator (RDI)	A key performance indicator for the circular economy	-	-	-	-	-	-	-	-	-	Quantitative (0-100)	Multiple Indicators	Production, Distribution, Use, End-of-life	Assessment, Improvement, Management, Benchmarking	Academic	Operational (Govt, Ind)	Company (Industrial)	Consulting Agency	Generic	Formal	https://www.eco-design.com/indicators/rdi
Material Circularity Indicator (MCI)	The MCI, developed by the European Commission	-	-	-	-	-	-	-	-	-	Quantitative (0-100)	Multiple Indicators	Production, Distribution, Use, End-of-life	Assessment, Improvement, Management, Benchmarking	Academic	Operational (Govt, Ind)	Company (Industrial)	Consulting Agency	Generic	Formal	https://www.eco-design.com/indicators/mci
Resource Duration Indicator (RDI)	A key performance indicator for the circular economy	-	-	-	-	-	-	-	-	-	Quantitative (0-100)	Multiple Indicators	Production, Distribution, Use, End-of-life	Assessment, Improvement, Management, Benchmarking	Academic	Operational (Govt, Ind)	Company (Industrial)	Consulting Agency	Generic	Formal	https://www.eco-design.com/indicators/rdi
Material Circularity Indicator (MCI)	The MCI, developed by the European Commission	-	-	-	-	-	-	-	-	-	Quantitative (0-100)	Multiple Indicators	Production, Distribution, Use, End-of-life	Assessment, Improvement, Management, Benchmarking	Academic	Operational (Govt, Ind)	Company (Industrial)	Consulting Agency	Generic	Formal	https://www.eco-design.com/indicators/mci
Resource Duration Indicator (RDI)	A key performance indicator for the circular economy	-	-	-	-	-	-	-	-	-	Quantitative (0-100)	Multiple Indicators	Production, Distribution, Use, End-of-life	Assessment, Improvement, Management, Benchmarking	Academic	Operational (Govt, Ind)	Company (Industrial)	Consulting Agency	Generic	Formal	https://www.eco-design.com/indicators/rdi
Material Circularity Indicator (MCI)	The MCI, developed by the European Commission	-	-	-	-	-	-	-	-	-	Quantitative (0-100)	Multiple Indicators	Production, Distribution, Use, End-of-life	Assessment, Improvement, Management, Benchmarking	Academic	Operational (Govt, Ind)	Company (Industrial)	Consulting Agency	Generic	Formal	https://www.eco-design.com/indicators/mci
Resource Duration Indicator (RDI)	A key performance indicator for the circular economy	-	-	-	-	-	-	-	-	-	Quantitative (0-100)	Multiple Indicators	Production, Distribution, Use, End-of-life	Assessment, Improvement, Management, Benchmarking	Academic	Operational (Govt, Ind)	Company (Industrial)	Consulting Agency	Generic	Formal	https://www.eco-design.com/indicators/rdi
Material Circularity Indicator (MCI)	The MCI, developed by the European Commission	-	-	-	-	-	-	-	-	-	Quantitative (0-100)	Multiple Indicators	Production, Distribution, Use, End-of-life	Assessment, Improvement, Management, Benchmarking	Academic	Operational (Govt, Ind)	Company (Industrial)	Consulting Agency	Generic	Formal	https://www.eco-design.com/indicators/mci
Resource Duration Indicator (RDI)	A key performance indicator for the circular economy	-	-	-	-	-	-	-	-	-	Quantitative (0-100)	Multiple Indicators	Production, Distribution, Use, End-of-life	Assessment, Improvement, Management, Benchmarking	Academic	Operational (Govt, Ind)	Company (Industrial)	Consulting Agency	Generic	Formal	https://www.eco-design.com/indicators/rdi
Material Circularity Indicator (MCI)	The MCI, developed by the European Commission	-	-	-	-	-	-	-	-	-	Quantitative (0-100)	Multiple Indicators	Production, Distribution, Use, End-of-life	Assessment, Improvement, Management, Benchmarking	Academic	Operational (Govt, Ind)	Company (Industrial)	Consulting Agency	Generic	Formal	https://www.eco-design.com/indicators/mci
Resource Duration Indicator (RDI)	A key performance indicator for the circular economy	-	-	-	-	-	-	-	-	-	Quantitative (0-100)	Multiple Indicators	Production, Distribution, Use, End-of-life	Assessment, Improvement, Management, Benchmarking	Academic	Operational (Govt, Ind)	Company (Industrial)	Consulting Agency	Generic	Formal	https://www.eco-design.com/indicators/rdi
Material Circularity Indicator (MCI)	The MCI, developed by the European Commission	-	-	-	-	-	-	-	-	-	Quantitative (0-100)	Multiple Indicators	Production, Distribution, Use, End-of-life	Assessment, Improvement, Management, Benchmarking	Academic	Operational (Govt, Ind)	Company (Industrial)	Consulting Agency	Generic	Formal	https://www.eco-design.com/indicators/mci
Resource Duration Indicator (RDI)	A key performance indicator for the circular economy	-	-	-	-	-	-	-	-	-	Quantitative (0-100)	Multiple Indicators	Production, Distribution, Use, End-of-life	Assessment, Improvement, Management, Benchmarking	Academic	Operational (Govt, Ind)	Company (Industrial)	Consulting Agency	Generic	Formal	https://www.eco-design.com/indicators/rdi
Material Circularity Indicator (MCI)	The MCI, developed by the European Commission	-	-	-	-	-	-	-	-	-	Quantitative (0-100)	Multiple Indicators	Production, Distribution, Use, End-of-life	Assessment, Improvement, Management, Benchmarking	Academic	Operational (Govt, Ind)	Company (Industrial)	Consulting Agency	Generic	Formal	https://www.eco-design.com/indicators/mci
Resource Duration Indicator (RDI)	A key performance indicator for the circular economy	-	-	-	-	-	-	-	-	-	Quantitative (0-100)	Multiple Indicators	Production, Distribution, Use, End-of-life	Assessment, Improvement, Management, Benchmarking	Academic	Operational (Govt, Ind)	Company (Industrial)	Consulting Agency	Generic	Formal	https://www.eco-design.com/indicators/rdi
Material Circularity Indicator (MCI)	The MCI, developed by the European Commission	-	-	-	-	-	-	-	-	-	Quantitative (0-100)	Multiple Indicators	Production, Distribution, Use, End-of-life	Assessment, Improvement, Management, Benchmarking	Academic	Operational (Govt, Ind)	Company (Industrial)	Consulting Agency	Generic	Formal	https://www.eco-design.com/indicators/mci
Resource Duration Indicator (RDI)	A key performance indicator for the circular economy	-	-	-	-	-	-	-	-	-	Quantitative (0-100)	Multiple Indicators	Production, Distribution, Use, End-of-life	Assessment, Improvement, Management, Benchmarking	Academic	Operational (Govt, Ind)	Company (Industrial)	Consulting Agency	Generic	Formal	https://www.eco-design.com/indicators/rdi
Material Circularity Indicator (MCI)	The MCI, developed by the European Commission	-	-	-	-	-	-	-	-	-	Quantitative (0-100)	Multiple Indicators	Production, Distribution, Use, End-of-life	Assessment, Improvement, Management, Benchmarking	Academic	Operational (Govt, Ind)	Company (Industrial)	Consulting Agency	Generic	Formal	https://www.eco-design.com/indicators/mci
Resource Duration Indicator (RDI)	A key performance indicator for the circular economy	-	-	-	-	-	-	-	-	-	Quantitative (0-100)	Multiple Indicators	Production, Distribution, Use, End-of-life	Assessment, Improvement, Management, Benchmarking	Academic	Operational (Govt, Ind)	Company (Industrial)	Consulting Agency	Generic	Formal	https://www.eco-design.com/indicators/rdi
Material Circularity Indicator (MCI)	The MCI, developed by the European Commission	-	-	-	-	-	-	-	-	-	Quantitative (0-100)	Multiple Indicators	Production, Distribution, Use, End-of-life	Assessment, Improvement, Management, Benchmarking	Academic	Operational (Govt, Ind)	Company (Industrial)	Consulting Agency	Generic	Formal	https://www.eco-design.com/indicators/mci
Resource Duration Indicator (RDI)	A key performance indicator for the circular economy	-	-	-	-	-	-	-	-	-	Quantitative (0-100)	Multiple Indicators	Production, Distribution, Use, End-of-life	Assessment, Improvement, Management, Benchmarking	Academic	Operational (Govt, Ind)	Company (Industrial)	Consulting Agency	Generic	Formal	https://www.eco-design.com/indicators/rdi
Material Circularity Indicator (MCI)	The MCI, developed by the European Commission	-	-	-	-	-	-	-	-	-	Quantitative (0-100)	Multiple Indicators	Production, Distribution, Use, End-of-life	Assessment, Improvement, Management, Benchmarking	Academic	Operational (Govt, Ind)	Company (Industrial)	Consulting Agency	Generic	Formal	https://www.eco-design.com/indicators/mci
Resource Duration Indicator (RDI)	A key performance indicator for the circular economy	-	-	-	-	-	-	-	-	-	Quantitative (0-100)	Multiple Indicators	Production, Distribution, Use, End-of-life	Assessment, Improvement, Management, Benchmarking	Academic	Operational (Govt, Ind)	Company (Industrial)	Consulting Agency	Generic	Formal	https://www.eco-design.com/indicators/rdi
Material Circularity Indicator (MCI)	The MCI, developed by the European Commission	-	-	-	-	-	-	-	-	-	Quantitative (0-100)	Multiple Indicators	Production, Distribution, Use, End-of-life	Assessment, Improvement, Management, Benchmarking	Academic	Operational (Govt, Ind)	Company (Industrial)	Consulting Agency	Generic	Formal	https://www.eco-design.com/indicators/mci
Resource Duration Indicator (RDI)	A key performance indicator for the circular economy	-	-	-	-	-	-	-	-	-	Quantitative (0-100)	Multiple Indicators	Production, Distribution, Use, End-of-life	Assessment, Improvement, Management, Benchmarking	Academic	Operational (Govt, Ind)	Company (Industrial)	Consulting Agency	Generic	Formal	https://www.eco-design.com/indicators/rdi
Material Circularity Indicator (MCI)	The MCI, developed by the European Commission	-	-	-	-	-	-	-	-	-	Quantitative (0-100)	Multiple Indicators	Production, Distribution, Use, End-of-life	Assessment, Improvement, Management, Benchmarking	Academic	Operational (Govt, Ind)	Company (Industrial)	Consulting Agency	Generic	Formal	https://www.eco-design.com/indicators/mci
Resource Duration Indicator (RDI)	A key performance indicator for the circular economy	-	-	-	-	-	-	-	-	-	Quantitative (0-100)	Multiple Indicators	Production, Distribution, Use, End-of-life	Assessment, Improvement, Management, Benchmarking	Academic	Operational (Govt, Ind)	Company (Industrial)	Consulting Agency	Generic	Formal	https://www.eco-design.com/indicators/rdi
Material Circularity Indicator (MCI)	The MCI, developed by the European Commission	-	-	-	-	-	-	-	-	-	Quantitative (0-100)	Multiple Indicators	Production, Distribution, Use, End-of-life	Assessment, Improvement, Management, Benchmarking	Academic	Operational (Govt, Ind)	Company (Industrial)	Consulting Agency	Generic	Formal	https://www.eco-design.com/indicators/mci
Resource Duration Indicator (RDI)	A key performance indicator for the circular economy	-	-	-	-	-	-	-	-	-	Quantitative (0-100)	Multiple Indicators	Production, Distribution, Use, End-of-life	Assessment,							

Figure 3: Input data

 Circularity Indicators _ The Advisor <i>Target the Right Indicators for Your Organization</i>	Inputs - Filtering Selection Criteria
↑↑↑↑↑↑↑↑↑↑	
- Instruction - 1/ Fill in the yellow cells that can be scrolled, as a filter to identify the most suitable circularity tool(s)/indicator(s) to your needs ↓↓↓ 2/ Click on the logo above to launch the search and have access to your personalised inventory of circularity tools/indicators. ↑↑↑ N.B. You can leave one or several criteria blank to have access to a wider variety of proposed solutions. For instance, if all criteria fields are left empty, every tool available among the inventory will be displayed.	
Scale of Measurement Are you focused on the circularity of products, components, materials (micro), of a company, organization, industrial symbiosis, eco-park, value chain (meso), of a region or nation (macro) ?	↓↓↓↓↓↓↓↓↓↓↓↓↓↓↓↓↓↓↓↓↓↓ Micro
Circularity Perspective (Retro- or Pro-) Are you interested in knowing actual and effective circularity performances (retrospective) or potential performances of circular practices e.g. during product development (prospective) ?	↓↓↓↓↓↓↓↓↓↓↓↓↓↓↓↓↓↓↓↓↓↓ Potential
Circularity Performance Are you willing to evaluate the intrinsic performance of your circularity loops (recirculation of resources) or the impacts/consequences of circular practices on the sustainability performance ?	↓↓↓↓↓↓↓↓↓↓↓↓↓↓↓↓↓↓↓↓↓↓ Intrinsic (Recirculation of Resources)
Circularity Loop Are you considering a particular loop/class of the circular economy (i.e. Class A = Maintain & Prolong ; Class B = Reman. & Reuse ; Class C = Recycle) ?	↓↓↓↓↓↓↓↓↓↓↓↓↓↓↓↓↓↓↓↓↓↓
Dimensionality Are you looking for more particularly for a tool with a single and unique indicator or for a framework including a set of multiple indicators ?	↓↓↓↓↓↓↓↓↓↓↓↓↓↓↓↓↓↓↓↓↓↓
Usages & Purposes (Filter Not Available - Under Construction)	↓↓↓↓↓↓↓↓↓↓↓↓↓↓↓↓↓↓↓↓↓↓
Transversality Are you looking for generic tool(s)/indicator(s) that could be applied for a wide variety of products/organizations or for more specific ones designed for a particular industrial field ?	↓↓↓↓↓↓↓↓↓↓↓↓↓↓↓↓↓↓↓↓↓↓
Type & Format What kind of tool(s)/indicator(s) would you prefer to use ?	↓↓↓↓↓↓↓↓↓↓↓↓↓↓↓↓↓↓↓↓↓↓ Formulas to compute Computational tool Dynamic Excel Spreadsheet Web-based Tool Assessment framework