



HAL
open science

Numerical validation in quadruple precision using stochastic arithmetic

Stef Graillat, Fabienne Jézéquel, Romain Picot, François Févotte, Bruno Lathuilière

► **To cite this version:**

Stef Graillat, Fabienne Jézéquel, Romain Picot, François Févotte, Bruno Lathuilière. Numerical validation in quadruple precision using stochastic arithmetic. TNC'18. Minisymposium on Trusted Numerical Computations. International Conference on Emerging Trends in Applied Mathematics and Mechanics, Jun 2018, Krakow, Poland. pp.38-53, 10.29007/5c91 . hal-01777397

HAL Id: hal-01777397

<https://hal.science/hal-01777397>

Submitted on 24 Apr 2018

HAL is a multi-disciplinary open access archive for the deposit and dissemination of scientific research documents, whether they are published or not. The documents may come from teaching and research institutions in France or abroad, or from public or private research centers.

L'archive ouverte pluridisciplinaire **HAL**, est destinée au dépôt et à la diffusion de documents scientifiques de niveau recherche, publiés ou non, émanant des établissements d'enseignement et de recherche français ou étrangers, des laboratoires publics ou privés.

Numerical validation in quadruple precision using stochastic arithmetic

S. Graillat¹, F. Jézéquel^{1,2}, R. Picot^{1,3}, F. Févotte³, and B. Lathuilière³

¹ Sorbonne Université, CNRS, Laboratoire d'Informatique de Paris 6, LIP6, F-75005 Paris, France
{Stef.Graillat,Fabienne.Jezequel,Romain.Picot}@lip6.fr

² Université Panthéon-Assas, 12 place du Panthéon, 75231 Paris CEDEX 05, France

³ EDF R&D, 7 boulevard Gaspard Monge, 91120 Palaiseau, France
{Francois.Fevotte,Bruno.Lathuiliere}@edf.fr

Abstract

Discrete Stochastic Arithmetic (DSA) enables one to estimate rounding errors and to detect numerical instabilities in simulation programs. DSA is implemented in the CADNA library that can analyze the numerical quality of single and double precision programs. In this article, we show how the CADNA library has been improved to enable the estimation of rounding errors in programs using quadruple precision floating-point variables, *i.e.* having 113-bit mantissa length. Although an implementation of DSA called SAM exists for arbitrary precision programs, a significant performance improvement has been obtained with CADNA compared to SAM for the numerical validation of programs with 113-bit mantissa length variables. This new version of CADNA has been successfully used for the control of accuracy in quadruple precision applications, such as a chaotic sequence and the computation of multiple roots of polynomials. We also describe a new version of the PROMISE tool, based on CADNA, that aimed at reducing in numerical programs the number of double precision variable declarations in favor of single precision ones, taking into account a requested accuracy of the results. The new version of PROMISE can now provide type declarations mixing single, double and quadruple precision.

Keywords: accuracy, floating-point arithmetic, IEEE 754-2008 standard, numerical validation, quadruple precision, rounding errors, stochastic arithmetic.

1 Introduction

Most numerical simulation programs use the single or double precision binary floating-point format, respectively defined in the IEEE 754-2008 standard [12] as *binary32* and *binary64*. However quadruple or arbitrary precision may be required for unstable problems, such as the computation of a chaotic sequence or the approximation of multiple roots of a polynomial. The IEEE 754-2008 standard also defines a quadruple precision binary floating-point format, named *binary128*, with 113-bit mantissa length, including one implicit bit.

The numerical stability of programs in single or double precision can be controlled using the CADNA¹ library [3, 13] that implements Discrete Stochastic Arithmetic (DSA) [20]. CADNA enables one to estimate rounding errors in a simulation program and to detect numerical instabilities that occur during its execution. CADNA has been successfully used for the numerical validation of academic and industrial simulation codes in various domains. Another library called SAM² [7] uses DSA to control the numerical stability of arbitrary precision programs. SAM is based on the MPFR³ [5] arbitrary precision library.

¹<http://cadna.lip6.fr>

²<http://www-pequan.lip6.fr/~jezequel/SAM>

³<http://www.mpfr.org>

In this paper we show how to estimate with CADNA rounding errors in quadruple precision programs. Although the numerical validation of simulations in quadruple precision is possible using SAM with 113-bit mantissa length numbers, the performance cost of arbitrary precision features makes the improvement of CADNA preferable. We describe in this paper the functionalities added to the CADNA library for the control of accuracy of *binary128* results. Furthermore we show how these modifications have enabled the improvement of the PROMISE⁴ software [8, 9] that is based on CADNA and aims at optimizing the precision of variables in numerical codes. Indeed, from a required accuracy of the results, PROMISE automatically determines the appropriate precision for each floating-point variable in a code. Thanks to the CADNA improvement described in this paper, PROMISE can now provide mixed-precision programs with not only declarations in single and double, but also in quadruple precision.

This paper is organized as follows. In Sect. 2 we briefly present the principles of DSA and describe software tools related to DSA: CADNA, SAM, and PROMISE. In Sect. 3 we compare several solutions for performing numerical simulation in quadruple precision: the *binary128* floating-point type, the MPFR arbitrary precision library and the QD⁵ package [10] that provides a *double-double* data type. In Sect. 4 we describe the new functionalities of CADNA related to the accuracy estimation of quadruple precision results. In Sect. 5 that is devoted to numerical experiments, we present results obtained in quadruple precision with CADNA for the computation of a chaotic sequence, the Hénon map, and the approximation of multiple roots of polynomials. In Sect. 5, we also show the mixed precision configurations provided by PROMISE from quadruple precision programs and the speedups obtained. Finally, we conclude and discuss future works in Sect. 6.

2 DSA and related software

2.1 Principles and validity of DSA

Discrete Stochastic Arithmetic (DSA) [20] enables one to estimate rounding errors during numerical simulations. It consists in executing each arithmetic operation three times with the random rounding mode: each result obtained is randomly rounded up or down with the probability 1/2. Then the number of exact significant digits in the computed result is estimated with a 95% confidence interval using Student's test.

DSA is based on a model that assumes that rounding errors are independent centered uniformly distributed random variables. With the random rounding mode, rounding errors are random variables, but in practice they are not rigorously centered and Student's test may give a biased estimation of the computed result. However it has been proved [1] that, even if rounding errors are not rigorously centered, the estimation obtained with DSA can be considered correct up to one digit.

The accuracy estimation may be invalid if both operands in a multiplication or a divisor are not significant [1]. Therefore during the execution of a program with DSA, the accuracy of all multiplication operands and divisors should be controlled. This dynamical control of multiplications and divisions is the so-called *self-validation* of DSA.

⁴<http://promise.lip6.fr>

⁵<http://crd-legacy.lbl.gov/~dhbailey/mpdist/>

2.2 Implementation of DSA

The CADNA [3, 13] library enables one to use DSA in programs written in C, C++, or Fortran. CADNA provides new numerical types: the stochastic types. A stochastic variable is composed of three perturbed floating-point values and an integer to store its accuracy. The CADNA library contains the definition of arithmetic operations, order relations, and mathematical functions involving stochastic variables. Operations can be performed on combinations of integers, classical floating-point variables and stochastic variables. However only the accuracy of stochastic variables can be estimated.

The SAM library [7] enables one to estimate with DSA rounding errors in arbitrary precision programs. SAM is based on the MPFR [5] arbitrary precision library and can be used in programs written in C/C++. SAM with 24-bit (resp. 53-bit) mantissa length numbers is similar to CADNA in single (resp. double) precision, except the range of the exponent is only limited by the machine memory. In a program using SAM, the number of exact significant digits in a result can be estimated with the probability 95%, whatever its precision.

Because of the definition of arithmetic operations, mathematical functions, and order relations for stochastic variables in CADNA and SAM, a few modifications are required in user programs to be controlled with DSA: mainly changes in variable declarations and in input/output statements. Both CADNA and SAM can detect numerical instabilities that occur during the program execution. Those instabilities are of different types: some are related to the self-validation of DSA, some are due to numerical noise involved in an order relation or a mathematical function, some are due to a cancellation, *i.e.* a severe loss of accuracy due to the subtraction of two nearly equal numbers. At the end of the run, each type of instability together with its occurrence is printed.

In the current C/C++ CADNA version, two stochastic types are available: `float_st` and `double_st`, respectively associated with single and double precision. The numerical stability of simulations in quadruple precision can be controlled with SAM using 113-bit mantissa length. However our aim is to add features to CADNA in order to enable the use of stochastic variables in quadruple precision, without the performance cost of an arbitrary precision library. Indeed this new CADNA version will provide a quadruple precision stochastic type based on the *binary128* type defined in the IEEE 754-2008 standard.

2.3 The PROMISE software

The PROMISE (PRecision OptiMISE) software [8, 9] is based on CADNA and aims at optimizing floating-point type declarations in simulation codes. The sequel relies on Definition 1 that makes clear the notion of decimal significant digits in common between two numbers.

Definition 1. *The number of decimal significant digits in common between two real numbers a and b is defined in \mathbb{R} by: for $a \neq b$, $D_{a,b} = \log_{10} \left| \frac{a+b}{2(a-b)} \right|$ and for all $a \in \mathbb{R}$, $D_{a,a} = +\infty$.*

Then $|a - b| = \left| \frac{a+b}{2} \right| 10^{-D_{a,b}}$. For instance, if $D_{a,b} = 3$, the relative difference between a and b is of the order of 10^{-3} , which means that a and b have three significant decimal digits in common.

In the following, we denote by C a set of variables to optimize in a program. A *configuration* is a bipartition (C^s, C^d) of C . The set of all possible configurations is denoted by \mathcal{R} .

A configuration (C^s, C^d) is said to be *admissible* if, when all variables in C^s (resp. C^d) are declared in single (resp. double) precision, the resulting program satisfies the following criteria: (i) it is compilable, (ii) it runs without error, and (iii) it yields results meeting accuracy

requirements. A *testing function* $\tau : \mathcal{R} \rightarrow \{\checkmark, \times\}$ determines if a configuration is admissible (\checkmark) or not (\times).

The implementation of PROMISE relies on the Delta-Debugging (DD) algorithm [21], and more specifically its DD_{\max} variant: being given a set of variables C and a testing function τ , calling $\text{DD}_{\max}(C, \tau)$ yields a configuration (C^s, C^d) which is admissible and locally maximal in the sense that no variable in C^d can be moved to C^s without causing the configuration to become inadmissible.

PROMISE is implemented in two versions, which differ in how the source code is modified and how the accuracy requirements are checked for in the testing function. For n required exact significant digits, the testing function τ can be defined in two ways:

Full stochastic: for every tested configuration, a fully CADNA-instrumented version of the code is generated. A configuration is admissible if the number of exact significant digits estimated using DSA is at least n , and if these digits are in common, in the sense of Definition 1, with a reference DSA computation in double precision.

Stochastic reference: only the reference result is computed in high-precision DSA. The evaluation of every tested configuration is performed in standard floating-point arithmetic. A configuration is admissible if it produces results which have at least n significant digits in common, in the sense of Definition 1, with the reference results.

3 Quadruple precision arithmetic

3.1 The *binary128* format and its implementation

Several binary types are specified in the IEEE 754-2008 standard, such as *binary32*, *binary64*, and *binary128*, defined respectively on 32, 64, and 128 bits. A *binary128* floating-point number consists of a sign bit s , a 15-bit long exponent e , and a 112-bit long mantissa m . Although 112 bits are explicitly stored to represent the mantissa, its precision is actually 113 bits. Indeed like for *binary32* and *binary64* numbers, *binary128* numbers benefit from an implicit bit that is set to 1, except for the representation of zero or subnormal numbers.

A few 128-bit processors exist: up to our knowledge, only SPARC V8 [18] or V9 [19] and IBM POWER9 [17] processors feature 128-bit registers. On other architectures, the *binary128* floating-point type is emulated. We describe in this section how the *binary128* format is implemented by the GCC compiler⁶ on a 64-bit processor.

In the GCC compiler, a *binary128* number is defined as a bit field structure that consists of a sign bit, a 15-bit long integer for the exponent, a 48-bit long integer for the high part of the mantissa, and a 64-bit long integer for its low part. As already mentioned, although the mantissa length is physically 112 bits, its actual length is 113 bits. Arithmetic operations on *binary128* numbers require several steps. First, the 4 elements that define each *binary128* number are extracted from the bit field structure. From the exponents, particular cases specified in the IEEE 754 standard may be identified: some operations involving ± 0 , $\pm \infty$, or *NaN* (Not a Number) that is associated with an undefined or unrepresentable value. In such cases, the result is rapidly returned. Otherwise arithmetic operations are carried out on the integers representing the *binary128* numbers. Rounding is performed before the creation of the bit field structure of the result. If an exception such as *overflow* or *underflow* occurs, a status flag may be raised.

⁶GCC, the GNU Compiler Collection: <http://gcc.gnu.org>

3.2 The *double-double* format and its implementation

A *double-double* number a is a pair (a_h, a_l) of IEEE-754 floating-point numbers where a_h and a_l do not overlap, *i.e.* $a = a_h + a_l$ with $|a_l| \leq 2^{-53}|a_h|$. Algorithms for arithmetic operations involving *double-double* numbers rely on error-free transformations. It is known that for the basic operations $+$, $-$, \times , the approximation error of a floating-point operation is still a floating-point number (see for example [2]). From a pair of floating-point operands, an error-free transformation provides both the result of the floating-point operation and the associated rounding term. However *double-double* results are not necessarily rounded as specified in the IEEE 754 standard.

There are several implementations for the *double-double* library. The difference lies in the fact that the lower-order terms are treated in different ways. The main reference is the QD library [10] that is used in the performance comparison presented in Sect. 3.3. In the QD library there exist several implementations of *double-double* operations, in particular, for addition and division, the *sloppy* version that performs better, at the price of a possibly higher error. These sloppy algorithms should be used with parcimony. Indeed with the sloppy version of the addition, there is no proof that the relative error on the result is bounded if the operands have opposite signs [14].

3.3 Performance comparison of quadruple precision programs

Performance comparison is performed on an Intel Xeon E5-2660 processor at 2.2 GHz and 32 GB RAM with the GNU compiler G++ 4.8.5 and the Intel compiler ICC 17. The MPFR arbitrary precision library, version 3.1.1, is used with 113-bit mantissa length numbers. Performances of two C++ codes are measured. *Matrix* performs a naive multiplication of two square matrices of size 1,000. *Map* computes the sequence defined by $U_0 = 1.1$ and for $i = 1, \dots, n$, $U_i = (0.1 \times U_{i-1} - (1/3 + U_{i-1})^2) / (1 - U_{i-1})^3$ with $n = 128, 000, 000$. This sequence has been defined in order to perform all arithmetic operations while avoiding optimizations such as vectorization. In this code, no raising to power is computed using the `pow` mathematical function, multiplications are performed instead. Figure 1 presents the performance ratio w.r.t. double precision (*binary64*) of the *binary128* type provided by GCC or ICC, the *double-double* type of the QD library, and MPFR with 113-bit mantissa length. Compilation is performed with the O0 or the O3 option.

Whatever the compiler and the compilation option, MPFR version 3.1.1 with 113-bit mantissa length performs the worst. Its performance ratio w.r.t. *binary128* varies from 4 to 13. As a remark, since our performance measurements, MPFR has benefited from performance improvements [15]. In particular, from version 3.1.5 to version 4.0-dev, the number of cycles for arithmetic operations ($+$, $-$, \times , $/$) on numbers with 113-bit mantissa length has been divided by at most 2. However in the performance tests presented in this section, MPFR 4 would still be costly compared to the *binary128* type of GCC or ICC, or the *double-double* type of the QD library.

From Figures 1a and 1b, if the compilation option O0 is chosen, *binary128* performs the best. However, in our experiments, its average cost w.r.t. *binary64* is approximately a factor 12. Its performance ratio with respect to the *double-double* type varies from 1.5 to 4. It can be noticed that with the *double-double* type, the performance gain of the sloppy version is low: from 0.5% to 13%.

From Figure 1, for matrix multiplication, the performance ratio of *binary128* over *binary64* is 4 or 8 times higher, depending on the compiler, with the O3 option than with O0. Indeed, on the one hand, matrix multiplication is particularly well optimized with the O3 option for the *binary32* or the *binary64* format. On the other hand, whatever the optimization option, each

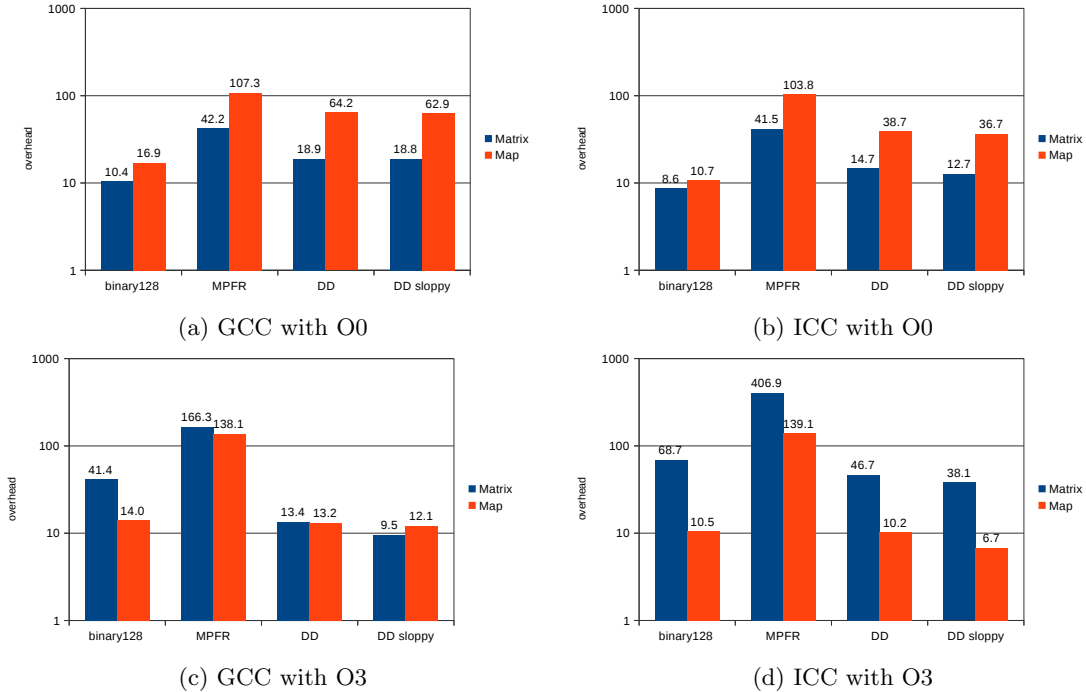


Figure 1: Performance ratio w.r.t double precision (*binary64*) of *binary128*, MPFR with 113-bit mantissa length, and *double-double*

arithmetic operation in *binary128* implies to access data structures to read the operands and write the result.

From Figures 1c and 1d, because the *double-double* program for matrix multiplication also benefits from a particularly good optimization with the O3 option, it performs 1.5 or 3 times better, depending on the compiler, than its *binary128* counterpart. However, with the Map application, performances of *binary128* and *double-double* are similar. With *double-double*, the performance gain of the sloppy version is higher with the O3 option than with O0. With O3, it varies from 8% to 34%.

Although *double-double* performs better, in particular for matrix multiplication, than *binary128* with the O3 option, it must be pointed out that the *binary128* format is defined in the IEEE 754-2008 standard, whereas the *double-double* type of the QD library does not adhere to that standard. Indeed *double-double* computation cannot be performed with the rounding modes defined in that standard. Therefore, as described in Sect. 4, the quadruple precision extension of CADNA is based on the *binary128* format of the IEEE 754-2008 standard.

4 DSA and related software in quadruple precision

4.1 Extension of CADNA to quadruple precision

In order to extend CADNA to quadruple precision, i.e. in order to define a new `quad_st` stochastic type associated to quadruple precision, a few non-trivial aspects need to be taken care of. First, a utility library is incorporated into CADNA, that allows manipulating quadru-

ple precision numbers as easily as other standard floating-point numbers. Quadruple precision floating-point numbers are named differently in GCC (`__float128`) and Intel (`_Quad`) compilers. In order to provide uniform access to these types, we use the `float128` type from the `Boost::Multiprecision` library. This type is a thin wrapper around the underlying quadruple precision floating-point type, and incurs no overhead with respect to the performance of native types. Moreover, all mathematical functions working on quadruple precision are suffixed with the letter `q` (e.g. `logq` or `cosq`). In order to allow to access mathematical functions under their usual names, we also provide overloaded definitions of standard functions for the `float128` type.

With this being in place, stochastic arithmetic can be implemented for quadruple precision in the same way as single and double precision. Since version 2.0.0 of CADNA, for performance reasons, no explicit rounding mode switching is performed during program execution [3]. The CPU rounding mode is set towards plus infinity during program initialization, and rounding mode towards minus infinity is emulated taking advantage of properties such as $a \oplus_{-\infty} b = -(-a \oplus_{+\infty} -b)$ and $a \otimes_{-\infty} b = -(a \otimes_{+\infty} -b)$ where $\oplus_{+\infty}$ and $\otimes_{+\infty}$ (resp. $\oplus_{-\infty}$ and $\otimes_{-\infty}$) are the floating-point operations rounded towards $+\infty$ (resp. $-\infty$). Such a technique can easily be applied to quadruple precision numbers, provided that an efficient implementation is available to flip the sign of a number. In CADNA, this operation is performed by bitwise XORing the floating-point number with an appropriate mask.

Like in the single and double precision version of CADNA, arithmetic operations involving any combination of numerical types with at least one stochastic type are overloaded. Indeed it is possible to mix in arithmetic operations integers, classical floating-point or stochastic variables, in single, double or quadruple precision.

A last detail which must be accounted for is the formatting of quadruple precision numbers for output. Standard `printf`-like C functions and the standard C++ streaming operator (`<<`) indeed do not properly handle quadruple precision floating-point numbers. Therefore CADNA has been modified in order to enable to print quadruple precision classical or stochastic variables using the `printf` C function and the C++ streaming operator. These new functionalities are based on the specialized `quadmath_snprintf` function.

4.2 Performance of CADNA in quadruple precision

The performance of CADNA is measured on the workstation already mentioned in Sect. 3.3 with the same compilers and the compilation option `O3`. Table 1 presents the performance ratio of CADNA execution w.r.t. classic floating-point execution for both codes Matrix and Map previously described in Sect. 3.3. Three instability detection levels are chosen with CADNA: detection of no instability (instability detection is deactivated); self-validation (as introduced in Sect. 2.1, instabilities in multiplications and divisions are detected); detection of all kinds of instabilities. As a remark, with both codes, unstable multiplications and cancellations are detected whatever the precision chosen (single, double or quadruple).

If instability detection is deactivated, CADNA overhead in single or in double precision varies from 7 to 20 depending on the code and the compiler. This overhead is mainly due to the extra computation inherent to CADNA, and furthermore codes with classic floating-point types in single or in double precision may benefit from better optimizations than their CADNA counterparts that use stochastic types. With the same instability detection level, CADNA overhead is lower in quadruple precision: it varies from 4 to 8. This better overhead in quadruple precision can be explained by the fact that the `binary128` format is implemented as a data structure. Each arithmetic operation in classic floating-point quadruple precision requires

		no instability		self-validation		all instabilities	
		GCC	ICC	GCC	ICC	GCC	ICC
<i>single</i>	matrix	15	16	16	18	34	44
	map	10	6.8	15	7.3	20	11
<i>double</i>	matrix	20	11	22	12	35	20
	map	11	7.2	14	8.8	20	10
<i>quadruple</i>	matrix	5.0	3.6	5.4	3.8	21	17
	map	7.8	5.0	12	7.4	19	8.8

Table 1: CADNA overhead w.r.t. classic floating-point computation

		no instability		self-validation		all instabilities	
		CADNA	SAM	CADNA	SAM	CADNA	SAM
GCC							
matrix	240	679	251	754	1144	7387	
map	133	547	207	2148	409	4684	
ICC							
matrix	163	698	170	724	791	7593	
map	90	597	133	2145	160	4754	

Table 2: Execution time in seconds using CADNA in quadruple precision and SAM with 113-bit mantissa length

accesses to such a structure. Therefore classic floating-point codes in quadruple precision do not take benefit from the same optimizations as in single or in double precision.

With CADNA, instability detection introduces extra execution time and this cost is not particularly higher in quadruple precision. The additional execution time due to self-validation (w.r.t. no instability detection) varies from 7% to 56% depending on the code, the compiler and the precision chosen. The overhead of the detection of all kinds of instabilities (w.r.t. no instability detection) is a factor 1.4 to 4.8. This cost is mainly due to the detection of cancellations that implies to compute for each addition or subtraction the number of correct digits of the operands and the result.

Table 2 presents the execution time of the codes Matrix and Map compiled with GCC and ICC using CADNA in quadruple precision and SAM with 113-bit mantissa length. As expected, whatever the compiler and the code, CADNA performs better than SAM. If instability detection is deactivated, the performance ratio varies from 3 to 7. This can be explained by the performance ratio between the *binary128* computation and the MPFR library already mentioned in Sect. 3.3. Self-validation induces extra computation, and as a consequence, the ratio of the execution time with SAM over the one with CADNA increases and it increases more if all kinds of instabilities are detected: in this case, it varies from 6 to 30. As a remark, the performance ratio between CADNA and SAM is higher with ICC than with GCC. This difference is due to the better performance with ICC than with GCC of the codes using CADNA, whereas the execution times of the codes using SAM are similar with both compilers. As a remark, in our performance measurements, SAM is based on MPFR version 3.1.1. As already mentioned in Sect. 3.3, with 113-bit mantissa length numbers, SAM would benefit from the performance improvements of MPFR 4 [15]. However CADNA would remain competitive compared to SAM.

4.3 Extension of PROMISE to quadruple precision

The PROMISE tool described in Sect. 2.3 can be extended to handle a third floating-point number type and optimize variable declarations between single, double and quadruple precision. The objective now consists in partitioning the full set of variables C into three subsets C^s , C^d and C^q of variables whose precision can be respectively set to single, double or quadruple while still producing an accurate enough result. A problem posed by such an extension is that the DD_{\max} algorithm produces configurations that are bipartitions of the variables set, whereas in our new setup, tested configurations should be tripartitions of the variables set. The strategy used in this work to overcome this difficulty is to perform two Delta-Debugging steps in a row, as presented in Algorithm 1: in a first stage, a DD_{\max} algorithm is used to test the full set of variables C for downgrade from quadruple to double precision. This allows to determine a maximal subset C_0^d of variables which can be downgraded to double precision. Its complement C^q contains variables which must remain in quadruple precision for the result to meet accuracy requirements. In a second stage, variables in C_0^d are tested for downgrade from double to single precision.

Algorithm 1 Two-tier Delta-Debugging algorithm

Input: C : set of variables to optimize

Output: (C^s, C^d, C^q) : admissible configuration in C

$$(C_0^d, C^q) = \text{DD}_{\max}(C, \tau_{q \rightarrow d})$$

$$(C^s, C^d) = \text{DD}_{\max}(C_0^d, \tau_{d \rightarrow s}^{C^q})$$
 return (C^s, C^d, C^q)

The same Delta-Debugging algorithm is used for both stages; only the set of variables and the test functions are adjusted. A global testing function τ , shown in Algorithm 2, defines how to test the validity of any given configuration (C^s, C^d, C^q) . The testing functions used in each Delta-Debugging stage are simply defined as partial applications of this global test function: $\tau_{q \rightarrow d}(C^d, C^q) = \tau(\emptyset, C^d, C^q)$ and $\tau_{d \rightarrow s}^{C^q}(C^s, C^d) = \tau(C^s, C^d, C^q)$.

As for the two-precision version, this new version of PROMISE comes in two flavors: “full stochastic” and “stochastic reference”. These versions are defined in the same way as in Sect. 2.3, except reference results are now computed in quadruple precision DSA.

5 Numerical experiments

In this section, we first present quadruple precision results obtained with CADNA for the computation of a chaotic sequence, the Hénon map, and the approximation of multiple roots of polynomials. Then we show that the PROMISE software can now provide, from initial numerical programs in C/C++, new programs with type declarations possibly mixing single, double and quadruple precision, depending on the requested accuracy of the results.

5.1 Hénon map

The Hénon map is a discrete-time dynamical system [11]. It maps a point $(x_i, y_i) \in \mathbb{R}^2$ to a new point defined by $x_{i+1} = 1 + y_i - ax_i^2$ and $y_{i+1} = bx_i$. Depending on the parameters a and b , the system can be regular or chaotic. Here we focus on the values of the classical Hénon map obtained with $a = 1.4$ and $b = 0.3$, starting from $x_0 = 1$ and $y_0 = 0$. With those parameters, the map is considered as chaotic.

Algorithm 2 Global testing function τ_n

Inputs: n : requested number of exact significant digits
 (C^s, C^d, C^q) : configuration to test

Output: admissibility of the given configuration

if (C^s, C^d, C^q) was previously tested **then**
 return the result in cache

end if

Update the source code according to (C^s, C^d, C^q)

if the source code compilation fails **then**
 return \times

end if

Run the modified program

if the execution fails **then**
 return \times

else if the result meets accuracy requirements of n significant digits **then**
 return \checkmark

end if

return \times

Figure 2 shows the number of exact significant digits estimated by CADNA in the results x_i obtained using single, double and quadruple precision. One can observe that the accuracy of x_i regularly decreases with the number i of iterations performed. A similar figure, that is not displayed here, describes the loss of accuracy of the results y_i . At a certain iteration, which depends on the precision chosen, the results have no more correct digits.

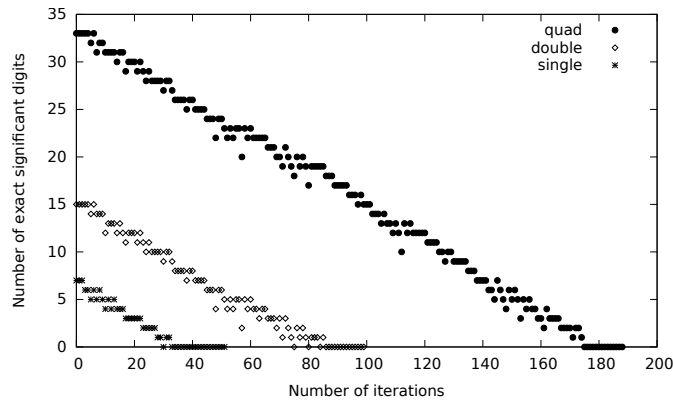


Figure 2: Accuracy estimated by CADNA of coordinates x_i of the Hénon map $a = 1.4$, $b = 0.3$, $x_0 = 1$, and $y_0 = 0$).

Table 3 presents at different iterations the results (x_i, y_i) computed using CADNA with single, double or quadruple precision. CADNA displays only the exact significant digits of results and @.0 if they have no more correct digits. Numerical noise appears at iteration 30, 75, and 175, respectively in single, double and quadruple precision. As a remark, for any two precisions, the ratio between these iteration numbers is close to the ratio of the corresponding mantissa lengths.

iteration	precision	point (x_i, y_i) computed using CADNA	
30	single	x_i	@.0
		y_i	0.2E+000
30	double	x_i	-0.13848191E+000
		y_i	0.2856319104E+000
30	quad	x_i	-0.138481919146792462486489312E+000
		y_i	0.2856319104003007180980589904E+000
75	double	x_i	@.0
		y_i	-0.1E+000
75	quad	x_i	0.115649947336564503E+000
		y_i	-0.1839980672458806840E+000
175	quad	x_i	@.0
		y_i	-0.2E+000

Table 3: At different iterations, points (x_i, y_i) of the Hénon map computed using CADNA with single, double or quadruple precision ($a = 1.4$, $b = 0.3$, $x_0 = 1$, and $y_0 = 0$).

5.2 Multiple roots of polynomials

Newton’s method enables one to compute a root of a function f . From a root approximation x_0 , it consists in computing the sequence $x_{n+1} = x_n - \frac{f(x_n)}{f'(x_n)}$. The stopping criterion usually relies on a threshold ε and may be for instance $|x_{n+1} - x_n| < \varepsilon$ or $\left| \frac{x_{n+1} - x_n}{x_{n+1}} \right| < \varepsilon$ if $x_{n+1} \neq 0$. With DSA, the sequence can be computed until the difference between two successive approximations x_n and x_{n+1} is not significant. In this case, the transformation of x_n into x_{n+1} is due to rounding errors and further iterations are useless: the number of iterations has been optimized.

The numerical quality of an approximation provided by Newton’s method depends on the root multiplicity. The accuracy of a multiple root obtained in double precision may be unsatisfactory and quadruple precision may be required. Theorem 1 established in [6] is based on Definition 1. It gives a relation between the common digits of two successive approximations of a multiple root computed using Newton’s method and the common digits of an approximation and the root.

Theorem 1. *Let x_n and x_{n+1} be two successive approximations computed using Newton’s method of a polynomial root α of multiplicity $m \geq 2$. Then*

$$D_{x_n, x_{n+1}} \sim_{\infty} D_{x_{n+1}, \alpha} + \log_{10}(m - 1).$$

From Theorem 1, if the convergence zone is reached, then the digits common to two successive approximations x_n and x_{n+1} are also in common with the exact root α , up to $\log_{10}(m - 1)$. If iterations are performed until the difference between two successive approximations x_n and x_{n+1} is not significant, then the significant digits of the last approximation x_{n+1} which are not affected by rounding errors are in common with the exact root α , up to $\delta = \lceil \log_{10}(m - 1) \rceil$, as illustrated in Figure 3.

Table 4 presents for each root α_i of $P(x) = (x - 1)^2(3x - 1)^3$, the value $\delta_i = \lceil \log_{10}(m_i - 1) \rceil$, the number of significant digits not affected by rounding errors estimated by CADNA of its approximation by Newton’s method, and the number of significant digits in common with the exact root according to Definition 1.

In Table 5 are reported, for several polynomials $P_m(x) = (x - 1)^m$, the value $\delta = \lceil \log_{10}(m - 1) \rceil$, the number of significant digits not affected by rounding errors estimated by CADNA of its




Figure 3: Representation of the last iterates x_n and x_{n+1} of Newton’s method, and the first digits of the exact multiple root α : if $x_n - x_{n+1}$ is not significant, then the digits of x_{n+1} which are not affected by rounding errors are in common with α , up to δ .

precision	$\alpha_1 = 1, \delta_1 = 0$		$\alpha_2 = 1/3, \delta_2 = 1$	
	CADNA	exact	CADNA	exact
single	4	3.1	3	2.2
double	7	7.3	5	5.0
quad	17	16.6	12	11.0

Table 4: For each root of $P(x) = (x - 1)^2(3x - 1)^3$, number of digits not affected by rounding errors estimated by CADNA and number of digits in common with the exact root.

computed root, and the number of significant digits in common with the exact root according to Definition 1.

precision	$m = 6, \delta = 1$		$m = 8, \delta = 1$		$m = 18, \delta = 2$	
	CADNA	exact	CADNA	exact	CADNA	exact
single	2	1.0	1	0.7	1	0.5
double	3	2.4	2	1.8	1	0.7
quad	7	5.5	5	4.0	3	1.6

Table 5: For $P_m(x) = (x - 1)^m$ number of digits not affected by rounding errors estimated by CADNA and number of digits in common with the exact root.

As expected, from Tables 4 and 5, if the root multiplicity increases, the accuracy of the approximation obtained decreases. Depending on the root multiplicity, quadruple precision may be required to achieve satisfactory accuracy. From Tables 4 and 5, if $\delta = \lceil \log_{10}(m - 1) \rceil$, m being the root multiplicity, the result accuracy estimated by CADNA is the exact accuracy, up to δ in 12 cases out of 15, and up to $\delta + 1$ in 3 cases out of 15. This remark is in accordance with Theorem 1 and the fact that the accuracy estimation by CADNA can be considered correct up to one digit, as mentioned in Sect. 2.

5.3 Autotuning of floating-point types with three possible precisions

The PROMISE tool has already enabled tuning of floating-point types in programs to produce, taking into account accuracy requirements, mixed-precision configurations, *i.e.* with single and double precision variables. PROMISE has been successfully tested on programs implementing several numerical algorithms including linear system solving and also on an industrial code that solves the neutron transport equations [8]. In this section, we aim at showing the feasibility of using PROMISE to automatically provide modified programs with variable declarations in single, double, and quadruple precision. Table 6 presents results provided by the “stochastic reference”

version of PROMISE, already mentioned in Sect. 4.3, with the following simple programs: matrix multiplication (MatMul), Babylonian method for square root computation (SquareRoot), and rectangle method for the computation of integrals (Rectangle). For each program, different rows in Table 6 correspond to several accuracy requirements: 4 to 20 (with step 2) exact significant digits. In the case of matrix multiplication, all elements of the resulting matrix must satisfy the accuracy criterion.

The performance of PROMISE is measured on the workstation already mentioned in Sect. 3.3 with the same compilers and the compilation option O3. The results reported in Table 6 are: the number of executions of the transformed programs (# exec); the number of variables which must be stored in quadruple precision (# quad); the number of variables which can be relaxed to double precision (# double); the number of variables which can be relaxed to single precision (# float); the total execution time of PROMISE, including the compilation and the execution of the transformed codes, as well as the time spent in PROMISE’s own routines; the speedup of the proposed configuration, when run without CADNA, w.r.t. the initial configuration (all variables in quadruple precision).

As the number of required digits decreases, the number of variables in single or in double precision increases and the speedup of the transformed program w.r.t. the quadruple precision one also increases. This speedup is up to 5.5 if 4 correct digits are requested for matrix multiplication. In the numerical experiments carried out with the two-precision version of PROMISE [8], lower speedup has been obtained (up to 1.3). In this case, speedup was measured w.r.t. the double precision configuration. The better speedup obtained with the three-precision version of PROMISE can be explained by the heavy overhead of quadruple precision w.r.t. double or single precision.

6 Conclusion and perspectives

In this article, we have shown how to control the numerical quality of quadruple precision programs using Discrete Stochastic Arithmetic (DSA). The CADNA library that implements DSA has been extended to include a new type and thus enable the numerical validation of quadruple precision computation. CADNA in this case is preferable to the SAM library that implements DSA in arbitrary precision. The performance cost of the CADNA library in a quadruple precision program is reasonable: in our experiments with the GCC and ICC compilers, a factor 4 to 8 has been measured if instability detection is deactivated. This new version of CADNA can be used to control accuracy in programs that require quadruple precision, such as the simulation of chaotic phenomena or the computation of multiple roots of polynomials. Thanks to the quadruple precision in CADNA, the PROMISE software has been improved. We have shown how to automatically determine in a program an appropriate configuration of types that would possibly mix single, double and quadruple precision and would respect an accuracy threshold on the results.

A straightforward extension to this work would be the control of accuracy in quadruple precision parallel programs. CADNA can be used for the numerical validation of single or double precision parallel programs based on OpenMP [4] or MPI [16]. CADNA could be improved to enable the control of quadruple precision parallel programs: the main new features would be, with OpenMP the reduction operations with quadruple precision stochastic variables, and with MPI the exchange of this kind of variables between processors.

With the O3 compilation option, the *double-double* type of the QD library performs better than the *binary128* type of GCC or ICC. Therefore an implementation of DSA based on the QD library is another possible extension to this work. Because *double-double* results are not

Program	# digits	# exec	# quad - # double - # float	Time (seconds)	Speedup
MatMul	20	9	1 - 1 - 1	31.3	1.46
	18				
	16	8	0 - 2 - 1	24.7	3.67
	14				
12	4	0 - 0 - 3	16.0	5.50	
10					
	8				
	6				
	4				
SquareRoot	20	22	6 - 0 - 2	13.1	1.11
	18	25	5 - 1 - 2	13.1	2.42
	16	22	0 - 6 - 2	10.9	2.68
	14				
	12	4	0 - 0 - 8	4.7	2.74
	10				
8					
6					
4					
Rectangle	20	18	6 - 1 - 0	11.8	1.07
	18	20	2 - 5 - 0	12.5	1.42
	16				
	14	18	1 - 6 - 0	10.3	1.40
	12	16	0 - 7 - 0	10.3	1.40
	10				
	8	12	0 - 2 - 5	8.6	1.40
	6	12	0 - 1 - 6	8.6	1.45
4	4	0 - 0 - 7	4.4	1.45	

Table 6: Experimental results of PROMISE with three types on several test cases.

necessarily rounded as specified in the IEEE 754 standard, this perspective will require to rethink some *double-double* algorithms in order to compute results with directed rounding.

References

- [1] J.-M. Chesneaux. *L'arithmétique stochastique et le logiciel CADNA*. Habilitation à diriger des recherches, Université Pierre et Marie Curie, Paris, France, November 1995.
- [2] T.J. Dekker. A floating-point technique for extending the available precision. *Numerische Mathematik*, 18(3):224–242, 1971.
- [3] P. Eberhart, J. Brajard, P. Fortin, and F. Jézéquel. High performance numerical validation using stochastic arithmetic. *Reliable Computing*, 21:35–52, 2015.
- [4] P. Eberhart, J. Brajard, P. Fortin, and F. Jézéquel. Estimation of Round-off Errors in OpenMP Codes. In *IWOMP 2016 - 12th International Workshop on OpenMP*, volume 9903 of *Lecture Notes in Computer Science*, pages 3–16. Springer International Publishing, 2016.

- [5] L. Fousse, G. Hanrot, V. Lefèvre, P. Pélissier, and P. Zimmermann. MPFR: A multiple-precision binary floating-point library with correct rounding. *ACM Trans. Math. Softw.*, 33(2):13:1–13:15, 2007.
- [6] S. Graillat, F. Jézéquel, and M.S. Ibrahim. Dynamical control of Newton’s method for multiple roots of polynomials. *Reliable Computing*, 21, 2016.
- [7] S. Graillat, F. Jézéquel, S. Wang, and Y. Zhu. Stochastic Arithmetic in Multiprecision. *Mathematics in Computer Science*, 5(4):359–375, 2011.
- [8] S. Graillat, F. Jézéquel, R. Picot, F. Févotte, and B. Lathuilière. Auto-tuning for floating-point precision with Discrete Stochastic Arithmetic. <https://hal.archives-ouvertes.fr/hal-01331917>, June 2016. working paper or preprint.
- [9] S. Graillat, F. Jézéquel, R. Picot, F. Févotte, and B. Lathuilière. PROMISE: floating-point precision tuning with stochastic arithmetic. In *17th international symposium on Scientific Computing, Computer Arithmetic and Validated Numerics (SCAN 2016)*, Uppsala, Sweden, September 2016.
- [10] Y. Hida, X.S. Li, and D.H. Bailey. Library for double-double and quad-double arithmetic. Technical report, NERSC Division, Lawrence Berkeley National Laboratory, USA, 2008. <http://www.davidhbailey.com/dhbpapers/qd.pdf>.
- [11] M. Hénon. A two-dimensional mapping with a strange attractor. *Comm. Math. Phys.*, 50(1):69–77, 1976.
- [12] IEEE Computer Society. *IEEE Standard for Floating-Point Arithmetic*. IEEE Standard 754-2008, August 2008. Available at <http://ieeexplore.ieee.org/servlet/opac?punumber=4610933>.
- [13] F. Jézéquel and J.-M. Chesneaux. CADNA: a library for estimating round-off error propagation. *Computer Physics Communications*, 178(12):933–955, 2008.
- [14] M. Joldes, J.-M. Muller, and V. Popescu. Tight and Rigorous Error Bounds for Basic Building Blocks of Double-Word Arithmetic. *ACM Trans. Math. Softw.*, 44(2):15res:1–15res:27, October 2017.
- [15] V. Lefèvre and P. Zimmermann. Optimized Binary64 and Binary128 Arithmetic with GNU MPFR. In *24th IEEE Symposium on Computer Arithmetic (ARITH 24)*, London, United Kingdom, July 2017.
- [16] S. Montan, J.-M. Chesneaux, C. Denis, and J.-L. Lamotte. Towards an efficient implementation of CADNA in the BLAS: example of DgemmCADNA routine. In *15th GAMM - IMACS International Symposium on Scientific Computing, Computer Arithmetic, and Validated Numerics (SCAN)*, December 2012.
- [17] OpenPOWER foundation. *Power ISA Version 3.0 B*, 2017. https://openpowerfoundation.org/?resource_lib=power-isa-version-3-0.
- [18] SPARC International, Inc. *The SPARC Architecture Manual, Version 8*, 1992. <https://web.archive.org/web/20050204100221/http://www.sparc.org/standards/V8.pdf>.
- [19] SPARC International, Inc. *The SPARC Architecture Manual, Version 9*, 1994. <https://web.archive.org/web/20110728044139/http://www.sparc.org/standards/SPARCV9.pdf>.
- [20] J. Vignes. Discrete Stochastic Arithmetic for validating results of numerical software. *Numerical Algorithms*, 37(1–4):377–390, December 2004.
- [21] A. Zeller. *Why Programs Fail: A Guide to Systematic Debugging*. Morgan Kaufmann, Boston, second edition, 2009.