



HAL
open science

Impact of Beads and Drops on a Repellent Solid Surface: A Unified Description

Srishti Arora, Jean-Marc Fromental, Serge Mora, Ty Phou, Laurence Ramos,
Christian Ligoure

► **To cite this version:**

Srishti Arora, Jean-Marc Fromental, Serge Mora, Ty Phou, Laurence Ramos, et al.. Impact of Beads and Drops on a Repellent Solid Surface: A Unified Description. *Physical Review Letters*, 2018, 120 (14), pp.148003. 10.1103/PhysRevLett.120.148003 . hal-01761380

HAL Id: hal-01761380

<https://hal.science/hal-01761380>

Submitted on 9 Apr 2018

HAL is a multi-disciplinary open access archive for the deposit and dissemination of scientific research documents, whether they are published or not. The documents may come from teaching and research institutions in France or abroad, or from public or private research centers.

L'archive ouverte pluridisciplinaire **HAL**, est destinée au dépôt et à la diffusion de documents scientifiques de niveau recherche, publiés ou non, émanant des établissements d'enseignement et de recherche français ou étrangers, des laboratoires publics ou privés.

Impact of Beads and Drops on a Repellent Solid Surface: A Unified Description

S. Arora,¹ J.-M. Fromental,¹ S. Mora,² Ty Phou,¹ L. Ramos,¹ and C. Ligoure^{1,*}

¹Laboratoire Charles Coulomb (L2C), University of Montpellier, CNRS, 34090 Montpellier, France

²LMGC, University of Montpellier, CNRS, 34090 Montpellier, France



(Received 8 November 2017; published 6 April 2018)

We investigate freely expanding sheets formed by ultrasoft gel beads, and liquid and viscoelastic drops, produced by the impact of the bead or drop on a silicon wafer covered with a thin layer of liquid nitrogen that suppresses viscous dissipation thanks to an inverse Leidenfrost effect. Our experiments show a unified behavior for the impact dynamics that holds for solids, liquids, and viscoelastic fluids and that we rationalize by properly taking into account elastocapillary effects. In this framework, the classical impact dynamics of solids and liquids, as far as viscous dissipation is negligible, appears as the asymptotic limits of a universal theoretical description. A novel material-dependent characteristic velocity that includes both capillary and bulk elasticity emerges from this unified description of the physics of impact.

DOI: 10.1103/PhysRevLett.120.148003

The impact of bodies is at the core of a wide range of fundamental and practical areas including, aerosols, erosion, coating, biomechanics, sport, biotechnology, etc. The way in which a liquid drop or an elastic bead deforms during its impact on a solid surface is a fascinating rapid daily life process. It had, however, eluded explanation until the past 20 years, when high-speed video technology began to allow time-resolved observations [1].

Owing to the numerous environmental and industrial applications, the impact of liquid drops on solid surfaces has been studied extensively from the pioneering work of Worthington [2] until now [1,3] and displays extremely diverse and surprising phenomena. The impact may result in the drop spreading over the solid surface, receding, splashing, or rebounding, depending on the impact velocity, the drop size, the properties of the liquid (its density, viscosity, viscoelasticity), the surface and interfacial tensions, and the roughness and wettability of the solid surface. On repellent surfaces (those include superhydrophobic surfaces [4], hot plates above the Leidenfrost temperature [5] or sublimating surfaces [6]), and for high impact velocity v_0 , a rebound phenomenon is systematically observed [6]. In this case, once the viscous forces are negligible, the spreading dynamics results solely from a balance between inertia and capillary forces, which is characterized by the Weber number $We = (\rho d_0 v_0^2)/\gamma$, where ρ , and γ are the liquid density and surface tension respectively. The balance leads to a rebound time $\tau_R \propto (\rho d_0^3/\gamma)^{1/2}$ independent of the impact velocity [4,7] and to a maximum spreading factor, λ_{\max} , defined as the ratio between the diameter of the sheet at its maximal expansion, d_{\max} , and the diameter of the drop, d_0 , which is only a function of We . The experimentally measured scaling $\lambda_{\max} \propto We^{0.4}$ [6,8] is close to the predicted scaling,

$\lambda_{\max} \propto We^{1/2}$ [1], which is, however, difficult to observe because of the presence of splash at high We .

On the other hand, the impact of an elastic bead on a solid surface has by contrast attracted less attention. Tanaka *et al.* [9,10] have reported on the impact of compliant solid spherical balls of a cross-linked gel of centimeter size in nonsticking conditions. They have shown that the spreading dynamics can be rationalized from a balance between inertia and bulk elastic forces and depends on the adimensional Mach number $M = v_0/U_s$, where $U_s = \sqrt{G_0/\rho}$ is the velocity of transverse sound waves in the elastic medium and G_0 is the shear modulus of the gel. At high impact velocity ($\lambda_{\max} \gg 1$), a maximum spreading factor $\lambda_{\max} \propto M$ and a rebound time independent of the impact velocity $\tau_R \propto (\rho d_0^2/G_0)^{1/2}$ are predicted.

Notably, the impact of yield stress fluids reveals either a solidlike behavior [11] or a liquidlike behavior depending on the experimental conditions [12]. Despite the intermediate between liquid and solid behavior of some complex fluids, the impact dynamics of liquids [4] and solids [9] have apparently nothing in common even though they seem separately rather well understood. In this Letter, we show that their behavior can be unified. Here we revisit the impact dynamics of both ultrasoft elastic beads, and drops of viscoelastic or simple fluids, all with the same millimetric size d_0 in the same experimental conditions such that viscous dissipation and/or solid friction effects can be safely neglected. The elastic and viscoelastic samples have been carefully chosen, so that the elastocapillary length $l_{ec} \equiv 3\gamma/G_0$ lies in the range $0.1 \times d_0 \lesssim l_{ec} \lesssim 10 \times d_0$. When $l_{ec} \ll d_0$, one expects that the deformation of the samples is dominated by surface tension, whereas in the opposite case ($l_{ec} \gg d_0$), surface tension effects can be neglected, and the deformations of the samples should

be dominated by bulk elasticity. In intermediate cases both effects play a role. Note that for simple liquids $l_{ec} = 0$. The importance of considering the surface energy for the mechanics of soft materials is indeed an emerging field [13] that has been recently highlighted for instance in the framework of composite materials [14], wetting [15,16], or adhesion [17] phenomena.

Here we reveal, for the first time to the best of our knowledge, a coupling of elasticity and surface tension of solids with dynamics. Moreover, the finite deformations that occur in our experiments are definitively far larger than those involved in the previous studies of elastocapillarity. We describe the dynamics of sheets that result from the impact of various classes of samples on a repellent surface. We focus more particularly on the maximum spreading factor and on the time to reach the maximum size of the sheet (roughly half of the rebound time) as a function of the impact velocity. We show that the previous models used to describe the impact of solids (respectively, liquids) do not hold for ultrasoft beads (respectively, viscoelastic drops). By including elastocapillary effects in these models, we obtain excellent agreement between theory and experiments for solids and viscoelastic liquids. A new material-dependent velocity characteristic of the generalized elastic deformations of materials emerges from this unified description, which we show to be also valid for the impact of simple liquids.

To substantially eliminate the role of friction or adhesion with the solid surface in the impact dynamics, we work in inverse Leidenfrost conditions [6]. This is achieved by impacting a drop or a bead at ambient temperature on a polished silicon wafer (Si-Mat silicon materials) covered with a thin layer of liquid nitrogen (N_2) at $T = -196^\circ C$ [see Fig. 1(a)]. Expanded polystyrene is used to build a container of dimensions $35\text{ cm} \times 35\text{ cm}$ that is filled with liquid nitrogen (the depth of the liquid is typically 10 cm).

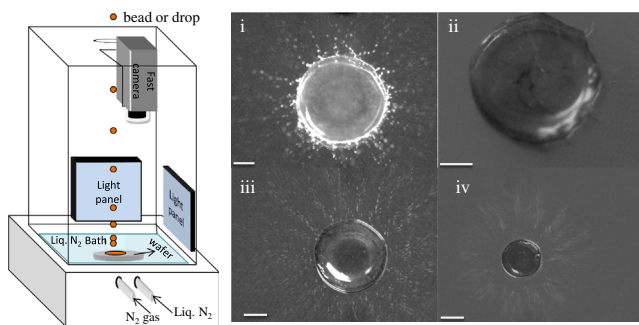


FIG. 1. (left) Experimental setup. (right) Snapshots of liquid, viscoelastic, and solid samples at maximum expansion after impact. (i) Ethanol/water mixture with surface tension $\gamma = 50\text{ mN/m}$ and impact velocity $v_0 = 4.35\text{ m/s}$. (ii) viscoelastic fluid with shear modulus $G_0 = 10\text{ Pa}$, $\gamma = 50\text{ mN/m}$, $v_0 = 3.8\text{ m/s}$. [(iii), respectively, (iv)] elastic beads with $G_0 = 35\text{ Pa}$ (respectively, 334 Pa) and $v_0 = 4.35\text{ m/s}$. Scale bars: 6 mm.

Plexiglass is used to cover the polystyrene container and form an enclosed chamber, which is filled with N_2 gas so as to minimize humidity and N_2 evaporation. The level of liquid N_2 in the bath is maintained below the silicon wafer to prevent the boiling droplets of liquid N from hovering on the wafer. Two holes are drilled in the polystyrene container to make inlets for compressed N_2 gas and liquid N_2 . Before each impact, the silicon wafer is first cleaned by blowing N_2 gas and then a thin layer (typical thickness 50 nm as measured by ellipsometry) of liquid N_2 is deposited on the wafer. Liquid and viscoelastic drops are injected from a syringe pump through a needle. The size of the falling drop is dictated by the inner diameter of the nozzle and the equilibrium surface tension of the sample. In order to maintain a constant drop size, needles with different diameters are used to account for the various sample surface tensions. In the case of elastic beads, a needle attached to a syringe via a flexible tube pins the bead by gently sucking air. On ceasing the suction, the bead is released. Because the drop or bead is much warmer than liquid N_2 , upon impact a vapor cushion forms at the liquid interface due to the evaporation of N_2 , providing a unique scenario of nonwetting and slip conditions that eliminate viscous dissipation [6,12].

We perform impact experiments using three classes of materials: ultrasoft beads of crosslinked gels, liquid drops, and drops of viscoelastic fluids, all beads and drops sharing a fixed diameter $d_0 = 3.7\text{ mm}$. Water (surface tension, $\gamma = 72\text{ mN/m}$) and mixtures of water and ethanol, with ethanol molar fractions 0.033 ($\gamma = 50\text{ mN/m}$) and 0.17 ($\gamma = 32\text{ mN/m}$) are used as Newtonian liquids. Polyacrylamide gels are prepared by copolymerization of acrylamide as a monomer and methylenebisacrylamide as a comonomer in the presence of tetramethylenediamine (0.6 g/L) and sodium persulfate (0.93 g/L) as initiators in water [18]. Solutions of the monomer and comonomer are mixed in a beaker prior to the addition of the initiators. The solution is quickly swirled and $26.5\text{ }\mu\text{L}$ (corresponding to a drop diameter of 3.7 mm) of the solution is transferred immediately to an Eppendorf tube, filled with poly(methylhydrosiloxane) oil. This oil has a density nearly equal to that of water (1.006 g/mL at $25^\circ C$) allowing the drop to float drop, while slowly polymerizing. After the completion of polymerization (typically after 80 min), the gel bead is taken out of the oil using a pipette and wiped to remove oil from their surfaces. Sample elasticity is tuned by varying the concentrations of the monomer and comonomer. The shear modulus of the gel, G_0 , is measured using an indentation technique on bulk pieces of gel. In brief, a rigid sphere is indented in the gel fully covered with pure water and the force along with the indentation depth is measured. G_0 varies between 11 and 740 Pa. We use as viscoelastic samples surfactant-stabilized oil droplets (microemulsions) of diameter 12 nm, suspended in water and reversibly linked by telechelic polymers. The average

number of telechelic stickers per oil droplet is 4, the mass fraction of oil droplets ϕ varies in the range (1–3)%. A detailed description is provided in Ref. [19]. The samples are viscoelastic Maxwell fluids, characterized by an elastic plateau G_0 and a unique relaxation time τ , determined by shear rheology. τ ranges between 0.1 and 4 s, and G_0 ranges between 2 and 21 Pa. Because the relaxation time of the viscoelastic fluids is much larger, the typical duration of an impact (~ 10 ms), for impact experiments, the viscoelastic drops can be considered as elastic beads (large Deborah number). The deformations of these viscoelastic drops are therefore expected to follow those of elastic beads having the same diameter, shear modulus, and surface tension. We assume that the surface tension of the polyacrylamide bead is equal to that of pure water, and that of the viscoelastic fluid is equal to that of a bare liquid microemulsion ($\gamma = 28$ mN/m) [20].

Time series images are recorded after impact using a high-speed camera Phantom V7.3 operated at a rate of 6700 frames/s. The impact velocity v_0 is varied in the range (1–5) m/s by changing the height at which the drop or bead is released. In all cases, the drop or bead expands radially up to a maximal diameter d_{\max} and then recedes and rebounds. Figure 1 shows typical snapshots of liquid, solid, and viscoelastic sheets taken at their maximal expansion.

Let one consider first an elastic bead. During its spread, the bead undergoes a biaxial deformation that is quantified at each time by a characteristic stretching ratio, $\lambda = d/d_0$, with d the diameter of the sheet, yielding a stored bulk elastic energy E_{bulk}

$$E_{\text{bulk}} \sim \frac{1}{2} \frac{\pi d_0^3}{6} G_0 \left(2\lambda^2 + \frac{1}{\lambda^4} - 3 \right). \quad (1)$$

For a large maximal spreading factor ($\lambda_{\max} \gg 1$), the bulk elastic energy at maximal expansion simplifies to $E_{\text{bulk}}^{\max} \sim [(\pi d_0^3)/6] G_0 \lambda_{\max}^2$. Balancing this energy with the kinetic energy at impact $E_k = \frac{1}{2} \rho (\pi/6) d_0^3 v_0^2$ leads to the simple scaling $\lambda_{\max} \propto (v_0/U_s) = M$. Figure 2(a) shows the variation of λ_{\max} with M for elastic beads with shear moduli varying over almost 2 orders of magnitude. Although experimental data are in very good agreement with the simple theoretical expectation ($\lambda_{\max} \propto M$) for rather stiff samples, they clearly deviate for soft beads (G_0 typically smaller than 60 Pa). Interestingly, deviations occur when the elastocapillary length l_{ec} (with $\gamma = 72$ mN/m, the surface tension of the gel constituted mainly of water) is larger than the diameter of the beads d_0 [21], indicating that the surface elasticity $E_{\text{surf}}^{\max} \sim \frac{1}{2} \pi \gamma \lambda_{\max}^2 d_0^2$ dominates over the bulk elastic energy E_{bulk}^{\max} . Thus, adding the surface energy at maximum expansion in the energy balance ($E_k \approx E_{\text{bulk}}^{\max} + E_{\text{surf}}^{\max}$) leads to

$$\lambda_{\max} \approx \frac{1}{\sqrt{2}} \frac{v_0}{\sqrt{U_L^2 + U_S^2}} = \frac{1}{\sqrt{2}} \frac{v_0}{U^*}. \quad (2)$$

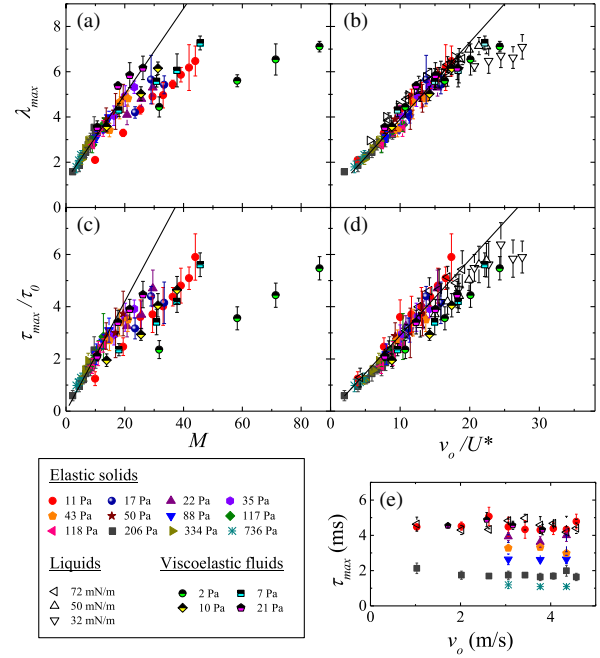


FIG. 2. Maximal spread parameter, (a) for elastic beads as a function of the Mach Number, (b) for elastic beads, simple liquids, and viscoelastic fluids as a function of the impact velocity v_0 rescaled by the velocity of generalized elastic deformations U^* . Time at maximum deformation τ_{\max} divided by the impact time τ_0 , (c) for elastic beads as a function of the Mach Number, (d) for elastic beads, simple liquids, and viscoelastic fluids as a function of v_0/U^* . Each experiment has been repeated five times. Error bars correspond to \pm standard deviation. (e) τ_{\max} as a function of v_0 for elastic beads and liquid drops. The symbols are the same for all plots.

Here $U_L = \sqrt{(3\gamma)/(\rho d_0)}$ is the typical velocity of free oscillations of a drop [4]. We thus define a new characteristic velocity of the material for generalized elastic deformations as $U^* \equiv \sqrt{U_L^2 + U_S^2}$.

Equation (2) can be alternatively expressed in terms of the elastocapillary length l_{ec} : $\lambda_{\max} \approx (1/\sqrt{v_0})(v_0/U_L)[1+(d_0/l_{\text{ec}})]^{-1/2}$. If $U_S \gg U_L$ ($d_0 \ll l_{\text{ec}}$), surface tension effects can be neglected and the expansion of an elastic bead is uniquely dominated by its elastic modulus, as observed by Tanaka *et al.* [9]. On the other hand, when $U_S \ll U_L$ ($d_0 \gg l_{\text{ec}}$), the bulk elasticity is negligible in comparison to surface elasticity, thus recovering the predictions of Richard *et al.* [4] for a simple liquid.

To confront the theoretical scaling of Eq. (2) with experiments, λ_{\max} is plotted against v_0/U^* in Fig. 2(b). We find that all data acquired for elastic beads (plain symbols) collapse onto a master curve exhibiting a perfect linear variation, whatever the value of the elastic modulus is. Although Eq. (2) should in principle be valid only in the case of very large deformations ($\lambda_{\max} \gg 1$), we find that the asymptotic linear relation describes the experimental

results very well even for moderate deformations ($\lambda_{\max} \approx 2$). Notably, we find that data acquired using viscoelastic drops [half-plain symbols in Fig. 2(b)], and Newtonian liquid drops for which $U^* = U_L$ ($U_S = 0$) [empty symbols in Fig. 2(b)], collapse on the same master curve. In spite of a neat universal scaling, data tend, however, to deviate from the linear prediction at high impact velocities for simple liquids and viscoelastic fluids due to splashing, leading to a loss of volume [22,23], or inertial dissipations in the rim [24]. Overall, our results establish a unified scaling of the maximum deformation of elastic beads, viscoelastic, and liquid drops, under the conditions of negligible viscous dissipation provided the bulk and surface elasticity are correctly taken into account.

We measure the time evolution of the sheet diameter d for the three classes of samples (elastic, viscoelastic, and liquid). For the sake of clarity we just show data at a fixed impact velocity ($v_0 = 4.35$ m/s) for elastic beads with varying stiffness [Fig. 3(a)]. All curves show similar features of expansion and retraction, the maximum diameter of the sheet being reached earlier in times with increasing elasticity. We model the spreading dynamics as a one-dimensional (1D) harmonic oscillator, as previously done independently for Newtonian drops [25,26] and elastic beads [27]. The conservation of total (elastic and kinetic) energy reads in the limit of large deformation ($\lambda \gg 1$):

$$\frac{1}{2}m\dot{d}^2 + \frac{1}{2}kd^2 = \frac{1}{2}kd_{\max}^2, \quad (3)$$

where d is the diameter of the sheet at time t , $m = \rho\pi d_0^3/6$ is the mass of the sheet equal to that of the impacting object, and $k = \pi\gamma + \pi(d_0/3)G_0$ is the spring constant that combines the bulk and surface elastic contributions. The time elapsed from impact to reaching maximum expansion, τ_{\max} , is then a quarter of the period of oscillation: $\tau_{\max} \approx [\pi/(2\sqrt{2})](d_0/U^*)$. Note that τ_{\max} is half the rebound time τ_R , but is much easier to measure. Interestingly, we measure [Fig. 2(e)] that τ_{\max} is independent of the impact velocity in accordance with the 1D harmonic oscillator prediction. Once τ_{\max} is rescaled with the collision time $\tau_0 = d_0/v_0$ a similar

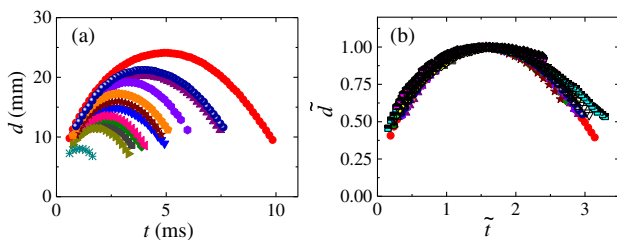


FIG. 3. (a) Time evolution of the sheet diameter for elastic beads with different stiffness. The impact velocity is $v_0 = 4.35$ m/s. The symbols are the same as in Fig. 2. (b) Same data as in (a) plotted in rescaled units (see text). Data for viscoelastic and liquid drops are also shown. The symbols are the same as in Fig. 2.

dependence of τ_{\max}/τ_0 with the reduced impact velocity v_0/U^* as for the maximum spread parameter λ_{\max} [Eq. (2)] is recovered:

$$\frac{\tau_{\max}}{\tau_0} \approx \frac{\pi}{2\sqrt{2}} \frac{v_0}{U^*}. \quad (4)$$

While for the softest beads, experimental data τ_{\max} depart from a linear dependence with M [see Fig. 2(c)], as expected if surface effects are negligible [27], they nicely follow the theoretical predictions of Eq. (4) for all explored elastic moduli and impact velocities [see Fig. 2(d)], confirming the crucial importance of elastocapillary effects. Experimental results for simple liquids and viscoelastic fluids also merge on the same master curve, with a deviation from the theoretical linear variation at high impact velocity for the liquid samples due to the loss of mass induced by splashing. The unified universal behavior of the impact of elastic beads, viscoelastic, and Newtonian drops is also confirmed for the dynamics of the sheet, that is predominantly a simple harmonic motion driven by surface tension and bulk elastic energy. Using adimensional units $\tilde{d} = d/d_{\max}$ and $\tilde{t} = \omega t$ with $\omega = \sqrt{(k/m)}$, Eq. (3) reduces to the adimensional equation $\dot{\tilde{d}}^2 + \tilde{d}^2 = 1$. Using the same rescaling for the experimental data, a nice collapse of all data sets [Fig. 3(b)], corresponding to different bulk and/or surface elastic properties of the impacting objects, is observed at least for the expansion regime $t \leq (\tau)$. Weak deviations from this simple general behavior occurs in the retraction regime as already observed for elastic beads [27] or Newtonian drops [25], which originates in terms of the existence of a rim, or drop break-up, or departure from a cylindrical symmetry [26].

In conclusion, we have highlighted the importance of elastocapillarity to properly describe the physics of impact. When viscous and solid friction dissipations are negligible, the spreading dynamics caused by an impact can be described with a unique scaling law with a characteristic spreading velocity that includes both surface and bulk elasticity. We have experimentally demonstrated the validity of the scaling, whatever the nature of the impacting object; soft elastic beads, viscoelastic drops, or liquid drops.

The work leading to these results has received funding from the People Programme (Marie Curie Actions) of the European Union's Seventh Framework Programme (FP7/2007-2013) under REA Grant Agreement No. 607937. We thank Antonio Stocco for his help in the ellipsometry measurements.

*christian.ligoure@umontpellier.fr

- [1] C. Josserand and S. T. Thoroddsen, *Annu. Rev. Fluid Mech.* **48**, 365 (2016).
- [2] A. M. Worthington, *Proc. R. Soc. London* **25**, 261 (1876).
- [3] A. L. Yarin, *Annu. Rev. Fluid Mech.* **38**, 159 (2006).

- [4] D. Richard, C. Clanet, and D. Quéré, *Nature (London)* **417**, 811 (2002).
- [5] A.-L. Biance, C. Clanet, and D. Quéré, *Phys. Fluids* **15**, 1632 (2003).
- [6] C. Antonini, I. Bernagozzi, S. Jung, D. Poulidakos, and M. Marengo, *Phys. Rev. Lett.* **111**, 014501 (2013).
- [7] L. Wachters, L. Smulders, J.R. Vermeulen, and K. HC, *Chem. Eng. Sci.* **21**, 1231 (1966).
- [8] T. Tran, H. J. J. Staat, A. Prosperetti, C. Sun, and D. Lohse, *Phys. Rev. Lett.* **108**, 036101 (2012).
- [9] Y. Tanaka, Y. Yamazaki, and K. Okumura, *Europhys. Lett.* **63**, 146 (2003).
- [10] Y. Tanaka, *Eur. Phys. J. E* **18**, 95 (2005).
- [11] L.-H. Luu and Y. Forterre, *J. Fluid Mech.* **632**, 301 (2009).
- [12] S. Chen and V. Bertola, *Soft Matter* **12**, 7624 (2016).
- [13] R. W. Style, A. Jagota, C.-Y. Hui, and E. R. Dufresne, *Annu. Rev. Condens. Matter Phys.* **8**, 99 (2017).
- [14] R. W. Style, R. Boltyanskiy, B. Allen, K. E. Jensen, H. P. Foote, J. S. Wettlaufer, and E. R. Dufresne, *Nat. Phys.* **11**, 82 (2015).
- [15] N. Nadermann, C.-Y.H. Hui, and A. Jagota, *Proc. Natl. Acad. Sci. U.S.A.* **110**, 10541 (2013).
- [16] R. D. Schulman and K. Dalnoki-Veress, *Phys. Rev. Lett.* **115**, 206101 (2015).
- [17] A. Chakrabarti and M. K. Chaudhury, *Langmuir* **29**, 6926 (2013).
- [18] P. Menter, Bio-Rad Bulletin 1156 Bio-Rad Laboratories, Hercules, CA, USA (2000).
- [19] S. Arora, C. Ligoure, and L. Ramos, *Phys. Rev. Fluids* **1**, 083302 (2016).
- [20] H. Tabuteau, S. Mora, G. Porte, M. Abkarian, and C. Ligoure, *Phys. Rev. Lett.* **102**, 155501 (2009).
- [21] S. Mora, C. Maurini, T. Phou, J.-M. Fromental, B. Audoly, and Y. Pomeau, *Phys. Rev. Lett.* **111**, 114301 (2013).
- [22] C. Mundo, M. Sommerfeld, and C. Tropea, *Int. J. Multiphase Flow* **21**, 151 (1995).
- [23] R. Rioboo, M. Marengo, and C. Tropea, *Exp. Fluids* **33**, 112 (2002).
- [24] C. Clanet, C. Béguin, D. Richard, and D. Quéré, *J. Fluid Mech.* **517**, 199 (2004).
- [25] A.-L. Biance, F. Chevy, C. Clanet, G. Lagubeau, and D. Quéré, *J. Fluid Mech.* **554**, 47 (2006).
- [26] M. Andrew, J. M. Yeomans, and D. O. Pushkin, *Soft Matter* **13**, 985 (2017).
- [27] Y. Tanaka, *Phys. Rev. E* **73**, 031403 (2006).