



HAL
open science

Distance-dependent Hückel-type model for the study of sodium clusters

Romuald Poteau, Fernand Spiegelmann

► **To cite this version:**

Romuald Poteau, Fernand Spiegelmann. Distance-dependent Hückel-type model for the study of sodium clusters. *Physical Review B: Condensed Matter and Materials Physics* (1998-2015), 1992, 45 (4), pp.1878-1888. 10.1103/PhysRevB.45.1878 . hal-01755301

HAL Id: hal-01755301

<https://hal.science/hal-01755301>

Submitted on 16 May 2019

HAL is a multi-disciplinary open access archive for the deposit and dissemination of scientific research documents, whether they are published or not. The documents may come from teaching and research institutions in France or abroad, or from public or private research centers.

L'archive ouverte pluridisciplinaire **HAL**, est destinée au dépôt et à la diffusion de documents scientifiques de niveau recherche, publiés ou non, émanant des établissements d'enseignement et de recherche français ou étrangers, des laboratoires publics ou privés.

Distance-dependent Hückel-type model for the study of sodium clusters

Romuald Poteau and Fernand Spiegelmann

Laboratoire de Physique Quantique, Université Paul Sabatier, 118 Route de Narbonne, 31062 Toulouse CEDEX, France

(Received 3 June 1991; revised manuscript received 30 September 1991)

A distance-dependent extension of the Hückel model is proposed and applied to sodium clusters. It consists primarily of a two-band mono-electronic formulation expressed in an $s+p$ basis set. The $s+p$ Hamiltonian is reduced into an s -only Hamiltonian by means of quasidegenerate perturbation theory, with the p band treated perturbatively. The parametrization is taken from accurate calculations of Na_2 and Na_4 . This formulation allows a very quick determination of the potential-energy surfaces, and the use of the Monte Carlo simulated-annealing technique for determining the stable isomers of clusters. For the smallest clusters (Na_3 – Na_8), the model provides stabilities and geometries in very good agreement with previous studies involving more sophisticated calculations (*ab initio* configuration-interaction or density-functional theory). Optimization results without constraint are also presented for clusters in the range Na_9 – Na_{19} . Larger clusters in the range Na_{55} – Na_{561} are examined with restricted symmetry constraints (icosahedra, cuboctahedra, and cubic clusters). Beyond $n = 147$, the cuboctahedral structure is preferred.

I. INTRODUCTION

As prototype candidates for studying transition from the atom to the metal, alkali-metal clusters have in recent years attracted increasing interest. Unfortunately, due to their metallic nature, which is related to the delocalized character of the wave function, their stability and geometrical properties cannot be studied using oversimplified energy functions such as two- or three-body potentials or even diatom-in-molecules schemes.¹ Among various treatments, one finds the jellium model or shell model,^{2–10} *ab initio* calculations based on configuration interaction (CI),^{11–16} or on density-functional theory,^{17–20} with or without the use of effective core pseudopotentials, and recently the topological Hückel model,^{21–23} which was shown to yield results in fair agreement with more accurate calculations.

The spherical jellium model was successful in predicting the stabilities of alkali-metal clusters, assuming almost complete screening of the nuclei and providing a cluster orbital picture which corresponds to a kind of superatom one, yielding spherical symmetries and rules for shell closing which explains the magic numbers.² Spheroidal or ellipsoidal extensions^{4,7–9} of the jellium model were derived in order to study deviations from sphericity and were used to provide general shapes of clusters as oblate or prolate ellipsoids, showing also that within the jellium model, special stability at shell closing is associated with vanishing distortion from sphericity. However, the jellium model may present artifacts such as the metastable character of some clusters^{6,10} with respect to dissociation. The agreement with experiment in values for the dissociation energies or ionization potentials falls short of being quantitative. Moreover, since the nuclei do not appear explicitly, a description of the dynamics of fragmentation or clustering is apparently inaccessible to such a model, as is the study of crystallization properties.

On the other hand, *ab initio* calculations^{11–16} were fairly successful in determining the geometries and stabil-

ities of neutral and ionized alkali-metal clusters, as well as other properties such as ionization potentials and fragmentation energetics, in general good agreement with experimental results obtained in beams. The reliability of such *ab initio* calculations was also recently confirmed by the study of excited states.^{24–26} Reliable *ab initio* quantum-chemistry-type calculations require a substantial computational effort. The geometry optimization is particularly tedious since the potential-energy surfaces are rather flat and numerous isomers are in competition and often occur in near degeneracy. Gradient procedures have generally been applied only under the self-consistent field (SCF) approximation, and CI optimization is generally not exhaustive (optimization of a scaling factor for the SCF best structures).^{11–14} Thus only relatively small clusters have been studied and optimization is only partial or not fully reliable for $n \geq 10$. From another point of view, it is uncertain that properties observed in supersonic beams are directly and exclusively related to the description of geometrically static clusters. Besides, the use of *ab initio* CI potential-energy surfaces (PES) in molecular dynamics or Monte Carlo simulation carries a prohibitive computational cost. A similar situation prevails for dynamic studies concerning fragmentation or clustering, except perhaps for three- or four-atom clusters.

An alternative *ab initio* solution was provided by the density-functional approach^{17–20} (DFT), which obtained results in general agreement with CI calculations, especially in the case of sodium clusters, yielding smaller interatomic distances, and probably overestimates of binding energies. Due to its efficiency, the DFT energy may be coupled to molecular-dynamics approaches such as the Car-Parinello method which was extensively used on metal and semiconductor clusters.^{27–30} However, few attempts have been done to date to use this method for the studying of fragmentation and clustering. Although much quicker than CI, DFT requires the computation of matrix elements in a given basis set, and the solution of a SCF problem which is replaced by a coupled-equation

problem in the Car-Parinello formulation.²⁷

Quite recently, some authors provided results using the simplest possible quantum-mechanical model, i.e., the Hückel topological model,^{21–23} the orbitals of which are expanded on s atomic orbitals only. The search of the best structures consists in sorting a finite number of discrete topological structures. The results were found to be in surprising agreement with more sophisticated calculations. Although dealing with discrete topological structures, the sorting may turn to be difficult beyond ten atoms, since the exploration of discrete topological structures cannot be exhaustive, and the effort to calculate optimal graphs quickly becomes burdensome. The success of this latter model may appear paradoxical, since the only physics involved in it is delocalization (through the transfer integral t) without any explicit account of correlation, whereas *ab initio* calculations show that large basis sets and extensive CI's are required in order to obtain reliable results; in other words, correlation effects are strong and cannot be neglected. This paradox was resolved in a recent work^{31,32} expressed in a valence-bond formulation where it was shown that the role of large basis sets in alkali-metal clusters was essentially to correlate and lower the ionic valence-bond forms, increasing thus the t/U ratio of the Hubbard model,³³ thus bringing those systems closer to the weakly correlated case (hypothesis of tight-binding models in solid-state physics). Although providing a very quick quantum-mechanical calculation of the energy, the topological Hückel model has two drawbacks.

(i) It provides only topologies and cannot be used for studying dynamical properties.

(ii) p orbitals are not considered in the model, while they were shown to play some role even in small clusters.¹¹

The scope of the present paper is to propose a distance-dependent formulation of a Hückel-type model which allows for the obtention and optimization of real geometries, thus providing an efficient and realistic way to describe the potential-energy surfaces of alkali-metal clusters. Such a model is combined with gradient or Monte Carlo search for the optimal geometries of sodium clusters which are investigated in the range $n = 2-14$ and compared with other results when available. The model, which takes into account p orbitals in an effective way is introduced in Sec. II. Section III provides the results for $n = 2-9$ and presents a systematic comparison with other existing data. Results in the range $n = 10-14$, for which very few *ab initio* type calculations have been published, are also given in Sec. III, as well as partial results concerning small clusters with $n \geq 15$. Section IV examines the stability and fragmentation properties that can be deduced from the present work. Finally, larger clusters of a few hundred atoms are investigated in Sec. V, and extrapolation to the bulk is considered.

II. MODEL AND GEOMETRY OPTIMIZATION TECHNIQUES

The traditional extended Hückel theory³⁴ is expressed in a nonorthogonal basis set of atomic functions, and the geometry dependence is introduced through the overlap

integrals. In the present work, the supposed basis set will be implicitly defined as composed of orthogonalized atomic functions. Alternatively to the previously mentioned topological Hückel model,²¹ we begin by considering a one-electron Hamiltonian for sodium clusters which is expressed in a space-fixed basis composed of one s_i shell and one p_i shell [including three p functions ($\{p^\mu\}, \mu = x, y, z$) per atom i]. Thus in this formulation, the dimension of the matrix to be diagonalized is $4n$, n being the size of the cluster. The matrix elements are defined as follows.

(i) The diagonal elements $h_{ii}^{\alpha\alpha}$ are sums of two-body orbital repulsions $\rho_{ij}^{\alpha\gamma}$

$$h_{ii}^{\alpha\alpha} = \sum_{j \neq i}^{\text{atoms}} \sum_{\gamma} \rho_{ij}^{\alpha\gamma},$$

$$\alpha, \gamma \in \{s, p_x, p_y, p_z\}$$

the two-body terms $\rho_{ij}^{\alpha\gamma}$, which are functions of the interatomic distances, also depend on the nature and the orientations of the orbitals α and γ on both sites (for p orbitals). The scope of those diagonal terms is to introduce an interatomic repulsion, which is generally lacking or poorly represented in the ordinary and extended Hückel model.

(ii) The off-diagonal elements are assumed to follow the usual overlap scheme and the one-center $h_{ii}^{\alpha\gamma}$ ($\alpha \neq \gamma$) elements are supposed to be zero. The two-center integrals $h_{ij}^{\alpha\gamma}$ ($i \neq j$), also considered hereafter as functions of the distances, are taken as distance-dependent transfer integrals $t_{ij}^{\alpha\gamma}$ as defined in the Hückel model.

We now introduce a simplification of the above $4n \times 4n$ model, by projecting the problem into the basis set of s -only orbitals treating the p orbitals by means of quasidegenerate-perturbation theory (QDPT) and the theory of effective Hamiltonians.³⁵ In the s -only basis set, the matrix elements \tilde{h}_{ij}^{ss} perturbed up to the second order, can then be expressed as

$$\tilde{h}_{ii}^{ss} = h_{ii}^{ss} + \sum_{k \neq i}^{\text{atoms}} \sum_{\alpha} \frac{(h_{ik}^{s\alpha})^2}{\Delta E_{ik}^{s\alpha}}, \quad \alpha \in \{p_x, p_y, p_z\},$$

$$\tilde{h}_{ij}^{ss} = h_{ij}^{ss} + \sum_{k \neq i, j}^{\text{atoms}} \sum_{\alpha} \frac{h_{ik}^{s\alpha} h_{kj}^{\alpha s}}{\Delta E_{ik}^{s\alpha}}.$$

Moreover, in h_{ii}^{ss} , the s - p repulsion integrals ρ_{ij}^{sp} are neglected, with only the isotropic ρ_{ij}^{ss} repulsions retained and $\Delta E_{ik}^{s\alpha}$ is approximated as the asymptotic transition $\Delta E_{sp} = 0.0773$ a.u. for sodium. This means that the s basis set is assumed to account for the main physical effects in alkali-metal clusters (in line with the relative success of the topological Hückel model) and is chosen as the model space of the QDPT theory. Nevertheless, p orbitals, though not treated variationally, are introduced via perturbation terms. In particular, the direct interactions between the two bands are explicitly considered in the perturbation, with the interband separation ΔE_{sp} kept constant. Thus, the repulsion in the s band is lowered due to mixing with the p band, yielding an effective diagonal term \tilde{h}_{ii}^{ss} in the Hamiltonian. The intersite transfer

\tilde{h}_{ij}^{ss} integral is also modified due to interactions with p orbitals located on neighboring sites. An interesting property of this perturbative formulation, especially for the off-diagonal terms, is that it introduces explicitly three-body interactions in the \tilde{h}_{ij}^{ij} effective transfer integrals, beyond the two-body terms defining the transfer in the s band. Those three-body transfer terms are, in general, smaller than two-body transfer terms. However, they may happen to be the only nonvanishing terms when two centers i and j are widely separated but connected via a third center k lying close enough to both of them. Thus those three-body terms are likely to introduce some long-range interactions in the Hamiltonian.

From a practical point of view, there are two advantages in the final formulation. First, it reduces the size of the matrix to be diagonalized, which is now equal to the number of atoms. Second, it reduces the number of integrals to be parametrized in the model, since only the s - s integrals ρ_{ij}^{ss} and t_{ij}^{ss} and the s - p integrals $t_{ij}^{s\alpha}$ are kept.

The total energy is computed as a sum of eigenvalues corresponding to one-electron eigenfunctions.

$$\tilde{h}|\varphi_k\rangle = \varepsilon_k|\varphi_k\rangle, \quad |\varphi_k\rangle = \sum_i c_{ki}|s_i\rangle, \quad E = \sum_{k \in \text{occ}} n_k \varepsilon_k.$$

The integrals ρ_{ij}^{ss} and t_{ij}^{ss} are isotropic, while the integrals $t_{ij}^{s\alpha}$ depend on the nature of the α space-fixed p -type function and its orientation with respect to the internuclear axis ij . In order to provide a simple trigonometric formulation, α is decomposed into two terms, respectively, parallel and perpendicular to the internuclear axis:

$$t_{ij}^{s\alpha} = \langle s_i | \tilde{h} | p_j^\alpha \rangle = \langle s_i | \tilde{h} | p_j^\sigma \rangle + \langle s_i | \tilde{h} | p_j^\pi \rangle.$$

If we again follow the usual overlap scheme for the cancellation of matrix elements, we are left only with the first term which reads

$$t_{ij}^{s\alpha} = \cos\theta_{ij}^\alpha t_{ij}^{s\sigma},$$

where $t_{ij}^{s\sigma}$ is the transfer integral between the orbital s_i and a p_j^σ orbital along the local axis ij . θ_{ij}^α is the angle between the local axis ij and the axis defining the space-fixed initial orbital p_j^α .

In order to determine the three integrals ρ_{ij}^{ss} , t_{ij}^{ss} , and $t_{ij}^{s\sigma}$, a least-squares fit was achieved in order to reproduce at any distance the potential-energy curve of the $X^1\Sigma_g^+$ ground state and the $^3\Sigma_u^+$ first excited state determined by Jeung³⁶ ($R_e = 5.8a_0$, and $D_e = 0.74$ eV, in agreement with experiment³⁷), as well as the dissociation energy (0.41 eV into $\text{Na}_2 + \text{Na}_2$) of the optimized 1A_g rhombus, which is the most stable structure of Na_4 taken from the recent work of Bonačić-Koutecký, Fantucci, and Koutecký,²⁵ imposing moreover a relation between t_{ij}^{ss} and $t_{ij}^{s\sigma}$ following the usual overlap scheme,

$$\frac{t_{ij}^{ss}}{t_{ij}^{s\sigma}} = \frac{S_{ij}^{ss}}{S_{ij}^{s\sigma}},$$

where S_{ij}^{ss} and $S_{ij}^{s\sigma}$ are, respectively, the s - s and s - p_σ overlap integrals. Na_4 is the first cluster exhibiting some nonvanishing s - p mixing allowing a significant influence of the $t_{ij}^{s\sigma}$ integral. The ρ^{ss} , t^{ss} , and $t^{s\sigma}$ functions are listed

in Table I. Finally, the algorithm uses a point grid of integrals values interpolated through cubic spline functions at any required distance, which is more efficient than computing exponential-type analytical expressions.

The present method is in the spirit of the tight-binding (TB) formulation by Chadi and co-workers³⁸ in which a semiempirical distance dependence was added to the tight-binding term in order to parametrize the ion-ion interaction energy. The parametrization of Chadi has been widely used in the study of silicon solids or surfaces³⁹ and also in the case of silicon clusters,⁴⁰ eventually including a Hubbard-type term to penalize two-electron on-site repulsion. Recently, more sophisticated extensions of the TB model were proposed in order to introduce electrostatic terms. One may quote the tight-binding bond (TBB) model of Sutton *et al.*,⁴¹ and also the self-consistent tight-binding (SCTB) method proposed by Majeski and Vogl⁴² and developed by Kohyama *et al.*⁴³ The primary contribution of the present method is the development of a perturbative treatment for the $3p$ shell, which accounts for the hybridization effects in cases where p orbitals are not occupied in the atoms. This perturbative treatment still provides a rather efficient algorithm and can be used in wide-range optimization and simulation requiring numerous calculations of the energy function. The parametrization of the matrix elements relies on *ab initio* results for the smaller clusters and not on semiempirical formulas.

In order to find the optimized geometry of clusters, two procedures are used hereafter. The first one is gradient optimization without symmetry constraints in the framework of the Hellmann-Feynman theorem. We have moreover neglected the derivatives of the $t^{s\sigma}$ integrals, which are only involved in the perturbation. The energy gradient with respect to the coordinates $q_{i\mu}$ can be expressed

$$\begin{aligned} \frac{\partial E}{\partial q_{i\mu}} &= \sum_{k \in \text{occ}} n_k \frac{\partial \varepsilon_k}{\partial q_{i\mu}} = \sum_{k \in \text{occ}} n_k \langle \varphi_k | \frac{\partial \tilde{h}}{\partial q_{i\mu}} | \varphi_k \rangle \\ &= \sum_{k \in \text{occ}} n_k \sum_l \sum_m c_{km} c_{kl} \frac{\partial \tilde{h}_{lm}}{\partial q_{i\mu}}; \end{aligned}$$

the $\partial \tilde{h}_{lm} / \partial q_{i\mu}$ derivatives are readily obtained through cubic spline coefficients interpolation of the integrals cor-

TABLE I. Values (in eV) of the t^{ss} , ρ^{ss} , and $t^{s\sigma}$ parameters as functions of the internuclear distance.

R	t^{ss}	ρ^{ss}	$t^{s\sigma}$
4	-0.026 747	0.183 205	0.005 932
5	-0.340 642	0.048 189	0.164 076
5.5	-0.373 267	0.024 679	0.186 633
6	-0.367 417	0.012 217	0.215 204
6.5	-0.336 724	0.005 768	0.215 394
7	-0.292 317	0.002 558	0.203 204
7.5	-0.242 631	0.000 299	0.182 579
8	-0.193 626	0.000 101	0.157 192
9	-0.111 534	0.000 082	0.104 541
12	-0.013 659	0.0	0.018 884
15	0.0	0.0	0.0

responding to the matrix elements.

The second technique is the Monte Carlo simulated-annealing procedure⁴⁴ which, in principle, provides a nonlocal (global) optimization algorithm when the initial temperature is high, but which can also be used as a local algorithm when the initial temperature is low. Both gradient and low-energy simulated annealing can be used simultaneously as mutual checks for real minima.

For Monte Carlo optimization, the Metropolis⁴⁵ algorithm is used and the conditions of the simulated annealing process are the following.

(i) Start the $T=600$ K with a given arbitrary initial geometry (the melting temperature of solid sodium being 371 K).

(ii) Imposing a linear cooling rate of -33 K/step.

(iii) For each cooling step, the number of random configurations is proportional to the number of atoms with a factor of 250.

(iv) With regard to moves in configurations space $\{q_{i\mu}\}$, the coordinate $q_{i\mu}$ is taken to be random while its variation is kept constant at $\delta q_{i\mu}=0.25$ bohr for $T \geq 1.5$ K, and at $\delta q_{i\mu}=0.01$ bohr for $T \leq 1.5$ K. The sign of the displacement is also random.

(v) The process is assumed to converge when at some temperature step no further displacement is validated by the Monte Carlo process. In the case of local optimization, the initial temperature is chosen to be < 10 K.

III. RESULTS AND DISCUSSIONS FOR CLUSTERS $n=2-14$

The equilibrium constants for the dimer yielded by the present model are $R_e=5.9a_0$ and $D_e=0.72$ eV, differing only slightly from the initial inputs. This difference is due to deviations in the least-squares fit. In dealing with cluster energetics, it is important to give a fairly correct description of the dimer. Indeed, it was shown theoretically^{46,47} for neutrals and ions and experimentally⁴⁷ in the case of ions that unimolecular dissociation of alkali-metal clusters is governed by only two dominant dissociation channels, respectively, the evaporation of a monomer and the evaporation of a dimer. Thus, the determination of the lowest dissociation channel requires some accuracy and consistency for the dimer dissociation energy. This is not always true in *ab initio* CI calculations for clusters which are generally performed in rather small basis sets, thus underestimating the dimer stability, in particular, nor in DFT calculations that alternatively tend to overestimate this stability.

MCSA (Monte Carlo simulated annealing) was used in order to determine the most stable structures of clusters from Na_3 to Na_9 , which are depicted in Fig. 1 (Na_2 – Na_6) and Fig. 2 (Na_7 – Na_9). Other isomers on the potential-energy surfaces are also shown. Up to Na_8 , the most stable structures are in agreement with the *ab initio* calculations of Bonačić-Koutecký, Fantucci, and Koutecký¹⁴ (Na_2 – Na_9) and Spiegelmann and Pavolini¹⁶ (Na_2 – Na_6), including shape, spatial symmetry of the states (excluding spin which is neglected here) and bonds. It is interesting to note that contrary to results of the topological Hückel model, the structure of the trimer is ob-

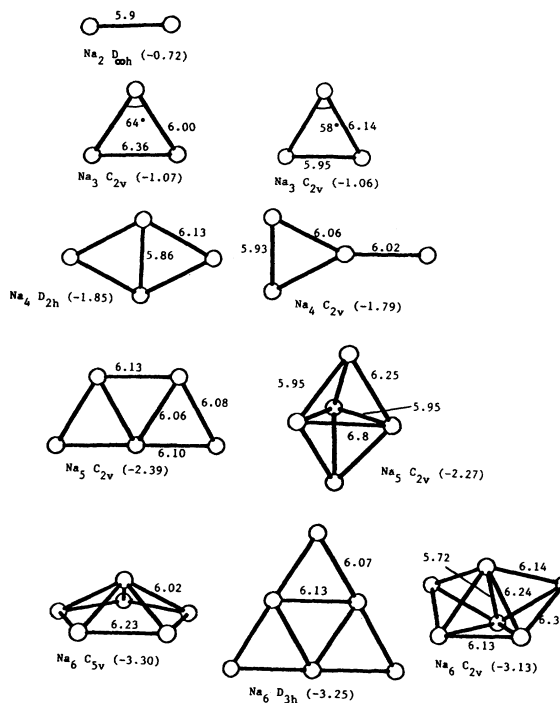


FIG. 1. Geometries and total energies (in eV) of Na_2 – Na_6 clusters.

tained in the present model as an isosceles triangle with an apex angle of 64° , that is to say that the Jahn-Teller distortion obtained, which is responsible for the deviation from the equilateral triangle, is in the right direction, although it is known that the energy differences between the two isosceles shapes ($\theta > 60^\circ$ and $\theta < 60^\circ$) are very small in alkali-metal trimers.^{48–54} For the tetramer, the sides of the rhombus are larger than the small diagonal,

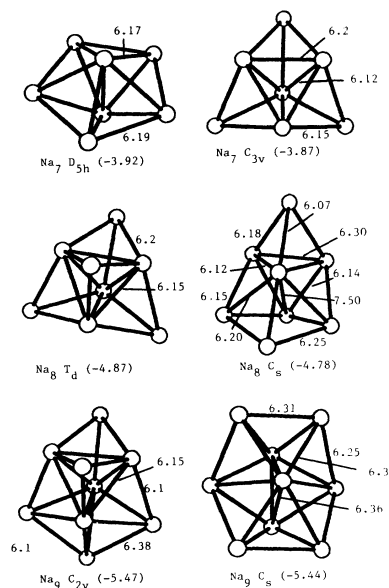


FIG. 2. Geometries and total energies (in eV) of Na_7 – Na_9 clusters.

include the core-valence correlation effects. Both DFT binding energies are systematically larger than other calculated values, and also exhibit a quicker increase towards the bulk value especially in the calculation of Martins, Buttet and Car.¹⁹ One may notice the odd-even alternation in the stabilities for all calculations which was however not present in the DFT result of Martins, Buttet, and Car¹⁹ for $n \geq 6$. If one assumes that magic numbers directly reflect the stability properties, according to the prediction of the spherical jellium model, particular stabilities are expected at shell closings 2 and 8, which are actually obtained in the present model (as in some other calculations), with drops for $n=3$ and 9. However, in our results, the drop at $n=9$ is less pronounced than in other calculations taking into account geometrical structure or in the spherical jellium model.

A further interesting property of the model is that not only the best structures are obtained, but also higher isomers are found at energies consistent with those obtained in *ab initio* calculations. In particular in the trimer case, the 2A_1 isosceles structure is very close to the 2B_2 ground state, in good agreement with most theoretical calculations which yield a very flat surface along the pseudorotation path. For Na_4 , the T-shape isomer is closer to the ground state (0.058 eV) than in the work of Bonačić-Koutecký, Fantucci, and Koutecký¹⁴ (0.21 eV).

In the pentamer case, the C_{2v} bipyramid is 0.12 eV,

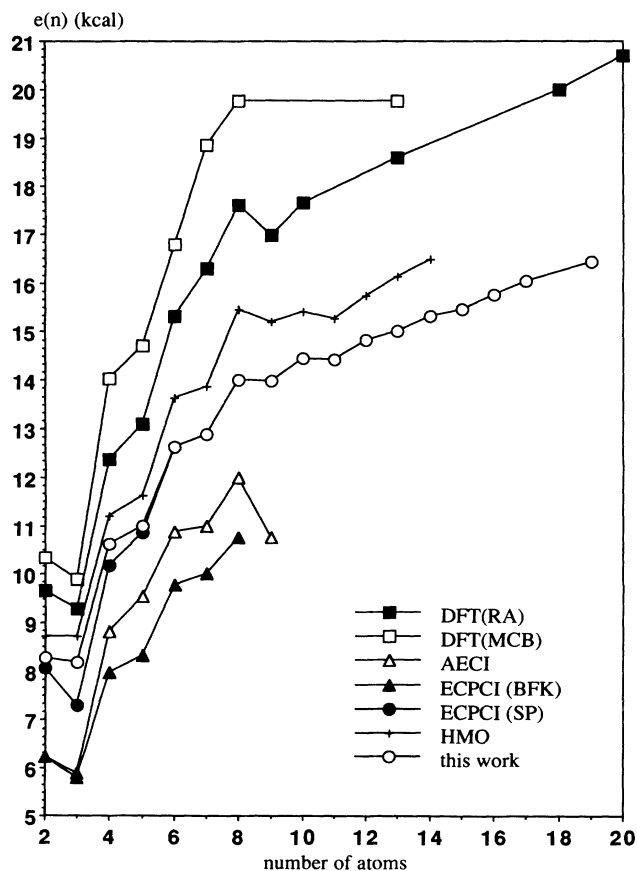


FIG. 3. Binding energies per atom for small sodium clusters. References and labeling are the same as in Table II.

above the trapezoidal ground state [0.22 eV in the AE (where AE denotes all electron) work of Bonačić-Koutecký, Fantucci, and Koutecký¹⁴]. With regard to the two lowest quasidegenerate hexamers, the difference is found to be 0.046 eV, which can be compared to the 0.024-eV value of Spiegelmann and Pavolini¹⁶ and the 0.040-eV value of Bonačić-Koutecký, Fantucci, and Koutecký.¹⁴ One may thus infer that the present model is not only able to reproduce the optimized ground-state structures, but it also provides a rather fair representation of the potential-energy surfaces of small sodium clusters.

It should be stressed that the small clusters geometries determined in the present work are close to be homothetic to those calculated by Spiegelmann and Pavolini, or Bonačić-Koutecký, Fantucci, and Koutecký,¹⁴ the bond distances being generally smaller than those of the *ab initio* calculations.

In the range $n=10-19$, the number of quasidegenerate isomers increases, and although we have used the same MCSA schedule, it cannot of course be ensured that all the lowest minima have been found, especially for $n \geq 15$. Apart from the results of the jellium model (in either version, spherical,^{2,3} spheroidal,^{8,9} or ellipsoidal⁷), only very few results are available in this range of sizes. Even in the topological Hückel model, optimization for $n \geq 10$ cannot be exhaustive because of the number of discrete structures to be considered. One should quote in the literature cases treated within the DFT formalism²⁰ and the symmetry-based crystal-field estimations of Mingos^{56,57} for clusters corresponding to shell closings.

In the case of Na_{10} , three structures (Fig. 4) are very close in energy. Two of them have C_{4v} symmetry, name-

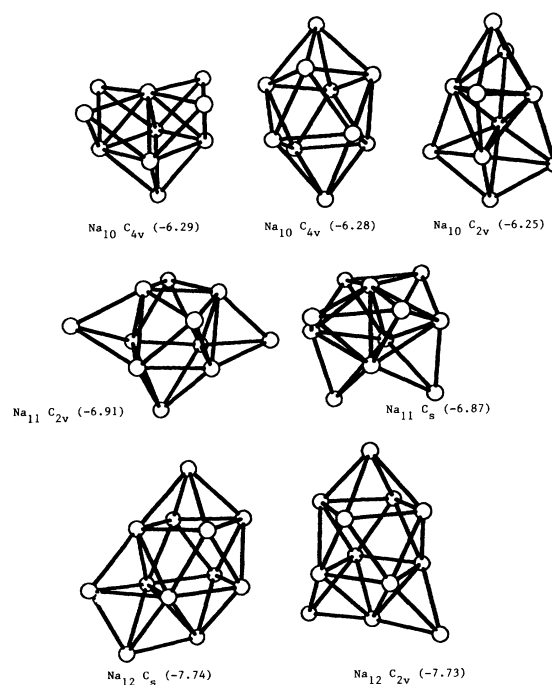


FIG. 4. Geometries and total energies (in eV) of Na_{10} – Na_{12} clusters.

ly, a tetracapped square bipyramid (our actual ground state) and a bicapped square antiprism which was also obtained by Lindsay, Wang, and George.²² We obtain as third structure the C_{2v} -bicapped octamer (it can be noted that this geometry is found in the Li_{10} case by Bonačić-Koutecký, Fantucci, and Koutecký.^{11,15} The most stable shape (Fig. 4) for Na_{11} is a fully capped trigonal prism as in the work of Lindsay, Wang, and George.²² The present structure is slightly distorted from D_{3h} symmetry due to the Jahn-Teller effect. An isomer is obtained at higher energy and corresponds to a tetracapped pentagonal bipyramid. Its geometry can, however, be viewed as a fully capped trigonal bipyramid, again distorted from D_{3h} symmetry due to Jahn-Teller degeneracy. With regard to Na_{12} , two degenerate isomers (Fig. 4) are found; both correspond to a double capping of the second isomer of Na_{10} (i.e., the doubly capped square antiprism). In one case, the capping takes place on two opposed faces, while in the second case it takes place on two adjacent faces. Although this latter structure presents an extra bond, its energy is not significantly lowered.

The ground state of Na_{13} has C_1 symmetry and is an hexacapped pentagonal bipyramid (Fig. 5). Three higher isomers were obtained for Na_{13} , none of them being an icosahedron, which is Jahn-Teller forbidden. The lowest isomer has C_{2v} symmetry and can be understood as consisting of three embedded pentagonal bipyramids. Two other isomers are very close. One with C_1 symmetry essentially consists of two embedded bipyramids with an extra connecting atom, while the second one (C_{2v}) can be obtained by capping with two atoms the second isomer of Na_{11} . In the case of Na_{14} , the ground state has C_s sym-

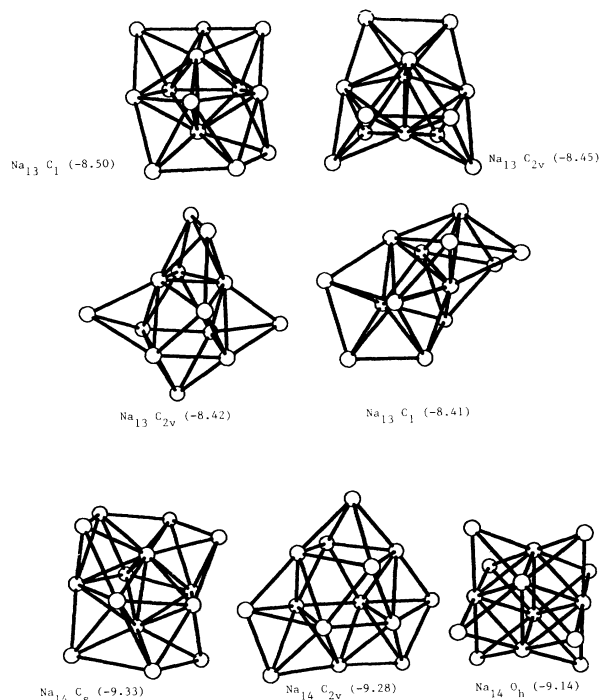


FIG. 5. Geometries and total energies (in eV) of Na_{13} and Na_{14} clusters.

metry and is obtained by partially capping the faces of the pentagonal bipyramid with seven atoms (three above, four below). The second structure of Na_{14} has C_{2v} symmetry and is obtained by symmetrically capping the second structure of Na_{10} with four atoms. A third structure higher by 0.15 eV is more symmetrical (O_h) and corresponds to a piece of the bcc lattice. This isomer was found by Fantucci and Koutecký in the case of Li_{14} .¹⁵

Our investigation was less systematic beyond Na_{14} . Na_{15} has C_s symmetry and can be understood as an icosahedron capped with two contiguous atoms. Na_{16} also has C_s symmetry and consists of an icosahedron capped by three contiguous atoms. Na_{17} has C_s symmetry and consists of an icosahedron capped by a set of four atoms. Na_{19} has D_{5h} symmetry and is found to be the double icosahedron, also found in the case of Li_{19} (see Fig. 6).¹⁵ We note that Na_{17} can be obtained from Na_{19} by removing two atoms. Moreover, it should be stressed that the ground-state geometries found for Na_9 , Na_{10} , and Na_{13} correspond to those found in the recent work of Röhrlisberger and Andreoni.²⁹

It is interesting to compare the shapes of the clusters obtained in the present work taking into account the positions of the nuclei with those obtained in the recent spheroidal^{8,9} or ellipsoidal⁷ versions of the jellium model. Table III presents the ratios of the moments of inertia in the range $n=6-14$ as compared with those of the ellipsoidal jellium model⁷ (smaller clusters are planar). Of course Na_8 , with T_d symmetry although not really spherical, has three equivalent axes. Clusters Na_6 and Na_7 are oblate, while clusters Na_9-Na_{12} are prolate and Na_{13} and Na_{14} are again oblate. However, some discrepancies occur, the ground state of Na_{10} is oblate in our calculation, whereas the first isomer is actually prolate. Also sometimes, two axes are found equivalent in the jellium model, while they differ in our work.

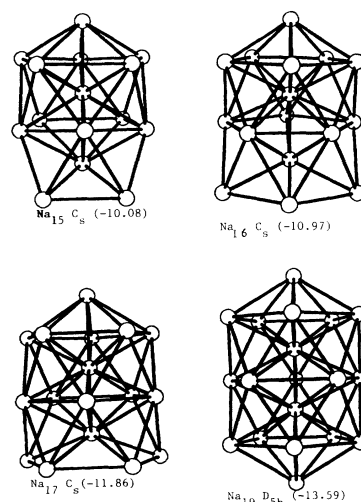


FIG. 6. Geometries and total energies (in eV) of Na_{15} , Na_{16} , Na_{17} , and Na_{19} clusters.

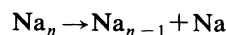
TABLE III. Axial ratios of Na_n clusters. The present results are reported in the first row. The second one refers to the ellipsoidal jellium results of Selby *et al.* (Ref. 7). 10^* corresponds to the second structure obtained for $n = 10$, quasidegenerated with the ground state.

n	x	y	z
6	0.47	1.46	1.46
	0.711	1.186	1.186
7	0.66	1.22	1.22
	0.875	1.069	1.069
8	1	1	1
9	0.91	0.93	1.18
	0.914	0.914	1.196
10	0.88	1.06	1.06
10^*	0.88	0.88	1.28
	0.860	0.860	1.352
11	0.89	0.91	1.24
	0.809	0.917	1.348
12	0.74	1.00	1.36
	0.770	0.963	1.348
13	0.69	1.08	1.34
	0.736	1.082	1.255
14	0.72	1.10	1.26
	0.711	1.186	1.186

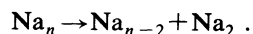
IV. STABILITY AND FRAGMENTATION PROPERTIES

For larger clusters in the range Na_{10} – Na_{19} the binding energy per atom is continuously increasing, with a less accentuated slope than in the range Na_2 – Na_9 . The odd-even alternation in the stabilities still exists but is significantly smoothed with respect to the smaller clusters.

We can use the present results in order to examine the unimolecular fragmentation properties of sodium cluster with respect to energy. It was shown for the smaller alkali-metal clusters, that two channels are generally predominant^{11–16,46} in the unimolecular fragmentation processes, namely the evaporation of a monomer



and the evaporation of a dimer



The same predominant channels are relevant for the fragmentation of cationic clusters and have been observed experimentally.⁴⁷ Figure 7 shows the fragmentation energies corresponding to the evaporation of a monomer and a dimer, respectively, for $n \leq 14$,

$$\Delta_1(n) = -E(n) + E(n-1) + E(1),$$

$$\Delta_2(n) = -E(n) + E(n-2) + E(2).$$

These two quantities exhibit rather different behaviors. While Δ_1 shows a very clear odd-even alternation, which reflects the odd-even alternation in the binding energies per atom, Δ_2 does not present any periodicity at all. This results into a preference for even-numbered clusters to evaporate a monomer, while fragmentation into a dimer is the lowest fragmentation channel for odd-numbered

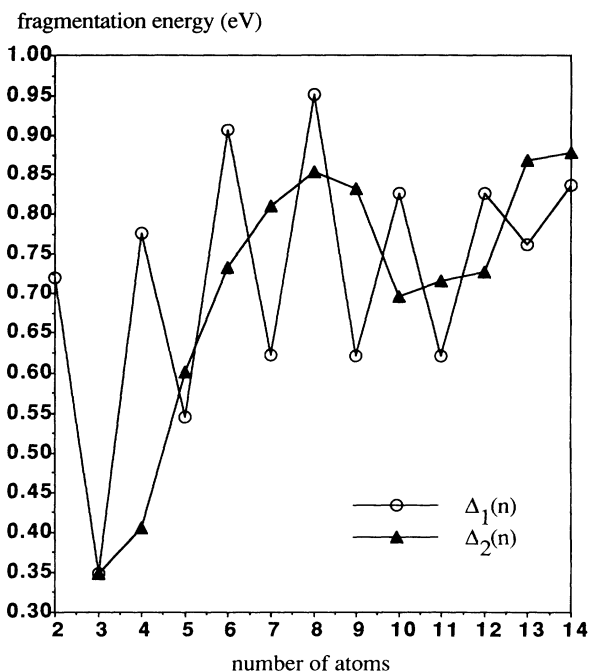


FIG. 7. Fragmentation energies of small sodium clusters into a monomer [$\Delta_1(n)$] and a dimer [$\Delta_2(n)$].

ones. The only exception is $n = 14$. The dissociation energies (i.e., the fragmentation energies towards the lowest channel) are given in Table IV and compared to the results of other authors. As expected for magic numbers, Na_2 and Na_8 show stronger dissociation energies than their immediate neighbors. Those results are consistent with other previous theoretical calculations performed for the smallest clusters.^{11–16}

V. LARGE CLUSTERS AND EXTRAPOLATION TO THE BULK

We examine in this section calculations of larger clusters involving up to a few hundredth of atoms, with specific geometries, namely regular Mackay icosahedra⁵⁸ and regular cuboctahedra (pieces of fcc-like lattice) for $n = 55, 147, 309,$ and 561 and also cubes (pieces of bcc-like lattice for $n = 35, 91, 189, 341,$ and 559 corresponding to clusters with $2 \times 2 \times 2, 3 \times 3 \times 3, 4 \times 4 \times 4, 5 \times 5 \times 5,$ and $6 \times 6 \times 6$ primitive cells. These shapes may not correspond to the actual shapes of free clusters, however such calculations are likely to provide some information with regard to the convergency of cluster properties towards those in the bulk situation. Moreover, in a recent publication, Martin, Buttet, and Car report observations which might correspond to the completion of cuboctahedral or icosahedral shells of atoms for large clusters beyond $n = 1500$ atoms, whereas stabilities of smaller clusters are better characterized by the filling of electronic shells. Thus, the examination of such structures may be of interest, even although we do not consider in the present work the range of interest ($n \geq 1500$) implied in the work of Martin *et al.*⁵⁹ For those structures, there is only one independent geometrical parameter, that has

TABLE IV. Dissociation energies of Na_n clusters ($D_e = \text{Min} [\Delta_1(n), \Delta_2(n)]$ in eV). density-functional theory, Martin, Car, and Buttet (Refs. 18 and 19) [DFT(MCB)]; density-functional theory, R othlisberger and Andreoni (Ref. 29) [DFT (RA)]; all electron CI, Bona ci c-Kouteck y, Fantucci, and Kouteck y (Ref. 14) (AE-CI); effective core potential CI, Bona ci c-Kouteck y, Fantucci, and Kouteck y [ECP-CI (BFK)]; Spiegelmann and Pavolini (Ref. 16) [ECP-CI (SP)]; topological H uckel model, Wang *et al.* (Refs. 21 and 22) (HMO). The asterisk denotes fragmentation into a dimer.

n	DFT (MCB)	DFT(RA)	AE-CI	ECP-CI (BFK)	ECP-CI (SP)	HMO	This work	Other authors
2	0.90		0.54	0.54	0.70	0.76	0.720	0.74 ^a
3	0.39		0.23	0.21	0.25	0.00	0.349	0.330 ^b
4	0.64*	0.47*	0.45*	0.30*	0.36*	0.43*	0.405*	0.408 ^c
5	0.76	0.70	0.54	0.42	0.59	0.58	0.545	
6	1.04*	1.00*	0.76*	0.62*	0.83*	0.85*	0.733*	
7	1.36	0.97	0.51	0.49		0.66	0.622	
8	1.14	1.17	0.79*	0.65*		1.06*	0.853*	
9		0.52	0.03			0.57	0.621	
10		0.73*				0.57*	0.696*	
11						0.60	0.621	
12						0.74*	0.727*	
13						0.91	0.762	
14						0.91	0.836	

^aVerma *et al.* (Ref. 37).

^bDeduced from the experimental work of Hilpert (Ref. 55).

^cBona ci c-Kouteck y, Fantucci, and Kouteck y (Ref. 25).

been optimized (it corresponds to the expansion of the cluster).

It can be seen in Fig. 8 that icosahedral and cuboctahedral structures are more stable than cubic structures, which can be understood as minimizing the number of surface atoms with respect to the number of atoms in the volume. For $n = 55$, the icosahedron is more stable than the cuboctahedron. However an inversion occurs, both structures are almost degenerate at $n = 147$ and cuboctahedra happen to be more stable for $n = 309$ and 561.⁶⁰ Results obtained with DFT formalism²⁰ for cuboctahedra $n = 55$ and 147 are also illustrated in Fig. 8. In analogy with what was obtained for the smaller clusters the DFT binding energies are larger than ours.

At very low temperature, sodium bulk is characterized by the fcc lattice, whereas at room temperature, the bcc lattice is more stable with a binding energy of 1.13 eV. It is seen that even for $n = 559$ or 561, the bulk value is not yet reached. This is not surprising since surface atoms still represent a large proportion of the total number of atoms. In order to get a reasonable estimation of the bulk energy corresponding to the present calculations, the total binding energy was separated into different contributions, namely

$$ne = n_v e_v + n_s e_s .$$

e_v and e_s represent, respectively, the binding energies of volume and surface atoms. e_v may be considered as close to the bulk energy, while e_s is the energy required to remove a surface atom. For icosahedra and cuboctahedra, the values e_v and e_s are determined from $n = 309$ and 561, whereas for cubic structures, they are determined from $n = 341$ and 559 (see Table V). The fcc structure, in line with the extrapolation of cuboctahedral clusters, is found to be the most stable with a binding energy per atom

(1.06 eV) very close to the experimental value whereas the extrapolation of icosahedral clusters yields 1.04 eV and the extrapolation of bcc-like cubic clusters is 1.05 eV. The extrapolated energies for surface atoms are 0.77 and 0.69 eV, respectively, smaller than the 0.89-eV value generally admitted.⁵⁹

VI. CONCLUSION

We have developed in the present paper a distance-dependent extension of the H uckel model, on the basis of

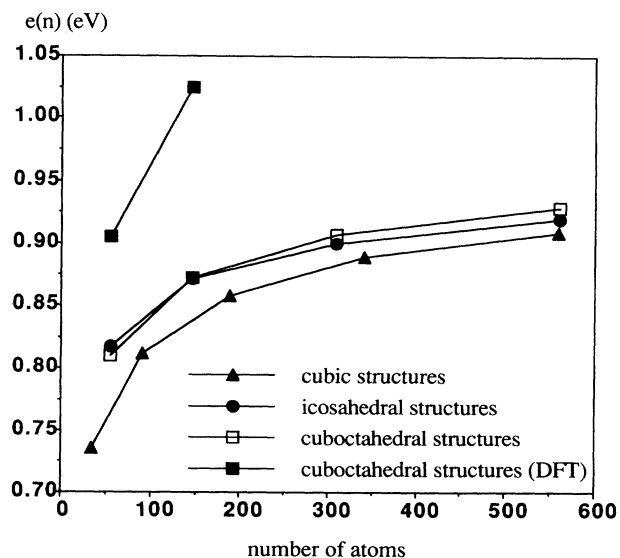


FIG. 8. Cohesive energies (e_v) of large sodium clusters. The bulk value is 1.13 eV. Comparison is made with the DFT results of Martins (Ref. 20) for cuboctahedral clusters $n = 55$ and 147. (Values are taken from the picture of Ref. 20.)

TABLE V. Binding energy per atom (in eV) for large Na_n clusters.

<i>n</i>	Cube	Icosahedra	Cuboctahedra
35	0.735		
55		0.818	0.810
91	0.812		
147		0.871	0.872
189	0.857		
309		0.900	0.907
341	0.886		
559	0.909		
561		0.920	0.929

an effective Hamiltonian including the effects of *p* orbitals in a perturbative way. This model allows for a quick determination of the PES. The use of Monte-Carlo simulated annealing together with this model potential-energy function yields for *n* = 3–9 geometrical shapes of sodium clusters which are completely similar to CI *ab initio* calculations following gradient SCF optimization. Binding energies have been shown to present a correct dependence as well for small clusters (*n* < 20) as for larger clusters with a few hundredths of atoms, and extrapolation to the bulk also seems to be consistent, at least from an energetic point of view. For small clusters in the range *n* = 10–19, some relevant structures are proposed also obtained from Monte Carlo simulated annealing. Our results are fully consistent with the very recent work of R othlisberger and Andreoni²⁹ obtained with the DFT formalism and the Parinello-Car method. From the present results, it does not seem that any unique construction rule governs the genealogy and growth of alkali-metal clusters in the range *n* = 1–14. However,

some small clusters appear as cores, or pieces of larger ones. A frequent constituent occurs to be the pentagonal bipyramid (Na₇). However, some other cores can also be identified, such as the fully capped tetrahedron (Na₈). As a characteristic example, both substructures can be identified in the Na₉ ground state. As other substructures, one can mention the bicapped square antiprism (the second structure of Na₁₀) which appears in Na₁₂ and one of the Na₁₄ isomers. With regard to clusters beyond Na₁₄, it is interesting to observe that Na₁₅, Na₁₆, and Na₁₇ are pieces of the Na₁₉ double icosahedron. The extensive and systematic research of all lowest isomers in the range Na₁₅–Na₂₁ is in progress, and may allow a better understanding of the rules concerning the growth of clusters for *n* ≥ 15. However, the number of possible degenerate isomers with a rather low energy becomes crucially increasing, and it is very likely that thermodynamical or molecular-dynamics simulations should be more adequate for determining observed properties than the obtention of a few unique structures, depending of the experimental conditions obtained in experiments. Such treatments are feasible, at least for small clusters with the present model. In principle, the study of association and fragmentation processes from a dynamical point of view can also be undertaken, provided that a modification of the orbital filling rule and electrostatic corrections should be made in order to ensure correct dissociation for atoms with unpaired electrons. Such work is in progress.

ACKNOWLEDGMENT

The Laboratoire de Physique Quantique is unit  associ e No. 505 au Centre National de la Recherche Scientifique.

¹A. L. Companion, Chem. Phys. Lett. **56**, 500 (1978).

²W. D. Knight, K. Clemenger, W. A. de Heer, W. A. Saunders, M. Chou, and M. L. Cohen, Phys. Rev. Lett. **52**, 2141 (1984).

³W. Ekardt, Phys. Rev. Lett. **52**, 1925 (1984).

⁴K. Clemenger, Phys. Rev. B **32**, 1359 (1985); **86**, 619 (1986).

⁵M. L. Cohen, M. Y. Chou, W. D. Knight, and W. A. de Heer, J. Phys. Chem. **91**, 3141 (1987).

⁶Y. Ishii, S. Ohnishi, and S. Sugano, Phys. Rev. B **31**, 1804 (1985).

⁷K. Selby, M. Vollmer, J. Masui, V. Kresin, W. A. de Heer, and W. D. Knight, Phys. Rev. B **40**, 5417 (1989).

⁸W. Ekardt and Z. Penzar, Phys. Rev. B **38**, 4273 (1988).

⁹W. A. Saunders, Phys. Rev. B **40**, 1400 (1989).

¹⁰S. Saito and M. L. Cohen, Phys. Rev. B **38**, 1124 (1988).

¹¹I. Boustani, W. Pewestorf, P. Fantucci, V. Bona ci c-Kouteck y, and J. Kouteck y, Phys. Rev. B **35**, 9437 (1987).

¹²I. Boustani and J. Kouteck y, J. Chem. Phys. **88**, 5652 (1988).

¹³V. Bona ci c-Kouteck y, I. Boustani, M. Guest, and J. Kouteck y, J. Chem. Phys. **89**, 4861 (1988).

¹⁴V. Bona ci c-Kouteck y, P. Fantucci, and J. Kouteck y, Phys. Rev. B **37**, 4369 (1988).

¹⁵P. Fantucci and J. Kouteck y, in *Elemental and Molecular Clusters*, edited by G. Benedek, T. P. Martin, and G. Pac-

chioni (Springer-Verlag, Berlin, 1988), p. 125.

¹⁶F. Spiegelmann and D. Pavolini, J. Chem. Phys. **89**, 4954 (1988).

¹⁷J. Flad, G. Igel, M. Dolg, H. Stoll, and H. Preuss, Chem. Phys. **75**, 331 (1983).

¹⁸J. L. Martins, R. Car, and J. Buttet, J. Chem. Phys. **78**, 5646 (1983).

¹⁹J. L. Martins, J. Buttet, and R. Car, Phys. Rev. B **31**, 1804 (1985).

²⁰J. L. Martins, Z. Phys. D **12**, 347 (1989).

²¹Y. Wang, T. F. George, D. M. Lindsay, and A. C. Beri, J. Chem. Phys. **86**, 3493 (1987).

²²D. M. Lindsay, Y. Wang, and T. F. George, J. Chem. Phys. **86**, 3500 (1987).

²³D. M. Lindsay, L. Chu, Y. Wang, and T. F. George, J. Chem. Phys. **87**, 1685 (1987).

²⁴V. Bona ci c-Kouteck y, P. Fantucci, and J. Kouteck y, Chem. Phys. Lett. **146**, 518 (1988).

²⁵V. Bona ci c-Kouteck y, P. Fantucci, and J. Kouteck y, Chem. Phys. Lett. **166**, 32 (1990).

²⁶V. Bona ci c-Kouteck y, M. M. Kappes, P. Fantucci, and J. Kouteck y, Chem. Phys. Lett. **170**, 26 (1990).

²⁷R. Car and M. Parinello, Phys. Rev. Lett. **55**, 2471 (1985).

- ²⁸P. Ballone, W. Andreoni, R. Car, and M. Parinello, *Phys. Rev. Lett.* **60**, 271 (1988); W. Andreoni in *Elemental and Molecular Clusters*, edited by G. Benedek, T. P. Martins, and G. Pachioni (Springer-Verlag, Berlin, 1988), p. 206.
- ²⁹U. Röhliisberger and W. Andreoni, *J. Chem. Phys.* **94**, 8129 (1991).
- ³⁰I. Stich, R. Car, and M. Parinello, *Phys. Rev. B* **39**, 4997 (1989).
- ³¹F. Spiegelmann, P. Blaise, D. Maynau, and J. P. Malrieu, *Z. Phys. D* **12**, 341 (1989).
- ³²P. Blaise, F. Spiegelmann, D. Maynau, and J. P. Malrieu, *Phys. Rev. B* **41**, 5566 (1990).
- ³³J. Hubbard, *Proc. R. Soc. London Ser. A* **276**, 238 (1963).
- ³⁴E. Hückel, *Z. Phys.* **70**, 204 (1931); **72**, 320 (1931); **76**, 628 (1932); **83**, 632 (1933); R. Hoffman, *J. Chem. Phys.* **39**, 1397 (1963).
- ³⁵C. Bloch, *Nucl. Phys.* **6**, 329 (1958); J. de Cloizeaux, *Nucl. Phys.* **20**, 321 (1960); B. H. Brandow, *Rev. Mod. Phys.* **39**, 771 (1967); *Adv. Quantum Chem.* **10**, 187 (1977); *Int. J. Quantum Chem.* **15**, 207 (1979); I. Lindgren and J. Morisson, *Atomic Many Body Theory* (Springer-Verlag, Berlin, 1982); F. Spiegelmann and J. P. Malrieu, *J. Phys. B* **17**, 1259 (1984); J. P. Daudy and J. P. Malrieu, in *Current Aspects of Quantum Chemistry*, edited by R. Carbo (Elsevier, Amsterdam, 1982).
- ³⁶G. Jeung, *J. Phys. B* **16**, 4289 (1983).
- ³⁷K. K. Verma, J. T. Bahns, A. R. Rejei-Rizi, W. C. Stwalley, and W. T. Zemke, *J. Chem. Phys.* **78**, 3599 (1983).
- ³⁸D. J. Chadi and R. M. Martin, *Solid State Commun.* **19**, 643 (1976), *Phys. Rev. Lett.* **41**, 1062 (1978); D. J. Chadi, *Phys. Rev. B* **29**, 785 (1984).
- ³⁹W. A. Harrison, *Electronic Structure and the Properties of Solids* (Freeman, San Francisco, 1980); O. F. Sankey and R. E. Allen, *Phys. Rev. B* **33**, 7164 (1986); O. L. Alerhand and E. J. Mele, *ibid.* **35**, 5533 (1987); **37**, 2536 (1988); A. T. Paxton and A. P. Sutton, *J. Phys. C* **21**, 481 (1988); R. Biswas, C. Z. Wang, C. T. Chan, K. M. Ho, and C. M. Soukoulis, *Phys. Rev. Lett.* **63**, 1491 (1989); C. Z. Wang, C. T. Chan, and K. M. Ho, *Phys. Rev. B* **42**, 11 276 (1990); C. H. Xu, C. Z. Wang, C. T. Chan, and K. M. Ho, *ibid.* **43**, 5024 (1991); C. Z. Wang, C. T. Chan and K. M. Ho, *Phys. Rev. Lett.* **66**, 189 (1991).
- ⁴⁰D. Tomanek and M. H. Schlüter, *Phys. Rev. Lett.* **56**, 1055 (1986); *Phys. Rev. B* **36**, 1208 (1987).
- ⁴¹A. P. Sutton, M. W. Finnis, D. G. Pettifor, and Y. Ohta, *J. Phys. C* **21**, 35 (1988).
- ⁴²J. A. Majewski and P. Vogl, *Phys. Rev. B* **35**, 9666 (1987).
- ⁴³M. Kohyama, R. Yamamoto, Y. Ebata, and M. Kinoshita, *Phys. Status Solidi B* **152**, 533 (1989).
- ⁴⁴S. Kirkpatrick, C. D. Gelatt, and M. P. Vecchi, *Science* **220**, 671 (1983); S. Kirkpatrick, *J. Stat. Phys.* **34**, 975 (1984).
- ⁴⁵N. Metropolis, A. Rosenbluth, M. N. Rosenbluth, A. Teller, and E. Teller, *J. Chem. Phys.* **21**, 1087 (1953).
- ⁴⁶B. Rao and P. K. Jena, *Phys. Rev. B* **32**, 2058 (1985); B. Jena, B. K. Rao, and R. H. Nieminen, *Solid State Commun.* **59**, 509 (1986); B. K. Rao, P. Jena, M. Manninen, and R. M. Nieminen, *Phys. Rev. Lett.* **58**, 1188 (1987).
- ⁴⁷C. Bréchnignac, Ph. Cahuzac, D. Pavolini, J. Ph. Roux, and F. Spiegelmann, *J. Chem. Phys.* **87**, 5694 (1987).
- ⁴⁸R. L. Martin and E. R. Davidson, *Mol. Phys.* **35**, 1713 (1978).
- ⁴⁹J. L. Martins, R. Car, and J. Buttet, *J. Chem. Phys.* **78**, 5646 (1983).
- ⁵⁰F. Cocchini, T. H. Upton, and W. Andreoni, *J. Chem. Phys.* **88**, 6068 (1988).
- ⁵¹A. Herrman, H. Hoffman, S. Leutwyler, E. Schumacher, and L. Woste, *Chem. Phys. Lett.* **62**, 216 (1979).
- ⁵²M. Broyer, G. Delacretaz, P. Labastie, R. L. Whetten, J. P. Wolf, and L. Wöste, *Z. Phys. D* **3**, 131 (1986).
- ⁵³Ph. Dugourd, J. Chevaleyre, M. Broyer, J. P. Wolf, and L. Wöste, *Chem. Phys. Lett.* **175**, 555 (1990).
- ⁵⁴G. H. Jeung, M. Broyer, and P. Labastie, *Chem. Phys. Lett.* **165**, 494 (1990).
- ⁵⁵H. K. Hilbert, *Ber. Bunsenges Phys. Chem.* **88**, 263 (1984).
- ⁵⁶D. M. Mingos and Z. Lin, *Chem. Phys.* **137**, 15 (1989).
- ⁵⁷Z. Lin, T. Slee, and D. M. P. Mingos, *Chem. Phys.* **142**, 321 (1990).
- ⁵⁸A. L. Mackay, *Acta Crystallogr.* **15**, 916 (1962).
- ⁵⁹T. P. Martin, T. Bergmann, H. Gählich, and T. Lange, *Chem. Phys. Lett.* **172**, 209 (1990).
- ⁶⁰N. W. Ashcroft and N. D. Mermin, *Solid State Physics* (Holt Saunders, Tokyo, 1976).