



HAL
open science

Dynamic Agent-Based Network Generation

Audren Bouadjio Boulic, Frédéric Amblard, Benoit Gaudou

► **To cite this version:**

Audren Bouadjio Boulic, Frédéric Amblard, Benoit Gaudou. Dynamic Agent-Based Network Generation. 9th International Conference on Agents and Artificial Intelligence (ICAART 2017), Feb 2017, Porto, Portugal. pp. 599-606. hal-01740008

HAL Id: hal-01740008

<https://hal.science/hal-01740008>

Submitted on 21 Mar 2018

HAL is a multi-disciplinary open access archive for the deposit and dissemination of scientific research documents, whether they are published or not. The documents may come from teaching and research institutions in France or abroad, or from public or private research centers.

L'archive ouverte pluridisciplinaire **HAL**, est destinée au dépôt et à la diffusion de documents scientifiques de niveau recherche, publiés ou non, émanant des établissements d'enseignement et de recherche français ou étrangers, des laboratoires publics ou privés.



Open Archive TOULOUSE Archive Ouverte (OATAO)

OATAO is an open access repository that collects the work of Toulouse researchers and makes it freely available over the web where possible.

This is an author-deposited version published in : <http://oatao.univ-toulouse.fr/>
Eprints ID : 18907

The contribution was presented at ICAART 2017 : <http://www.icaart.org/?y=2017>

To link to this article URL : <http://dx.doi.org/10.5220/0006202705990606>

To cite this version : Bouadjio Boulic, Audren and Amblard, Frédéric and Gaudou, Benoit *Dynamic Agent-Based Network Generation*. (2017) In: 9th International Conference on Agents and Artificial Intelligence (ICAART 2017), 24 February 2017 - 26 February 2017 (Porto, Portugal).

Any correspondence concerning this service should be sent to the repository administrator: staff-oatao@listes-diff.inp-toulouse.fr

Dynamic Agent-based Network Generation

Audren Bouadjio-Boulic, Frederic Amblard and Benoit Gaudou

IRIT - Smac team, Université de Toulouse, 2 rue du doyen Gabriel Marty, 31042, Toulouse, France
audren.bouadjio@gmail.com, {frederic.amblard, benoit.gaudou}@irit.fr

Keywords: Synthetic Network Generation, Agent-based Modeling, Network Dynamic.

Abstract: Networks are a very convenient and tractable way to model and represent interactions among entities. For example, they are often used in agent-based models to describe agents' acquaintances. Yet, data on real-world networks are missing or difficult to gather. Being able to generate synthetic but realistic social networks is thus an important challenge in social simulation. In this article, we provide a very comprehensive and modular agent-based process of network creation. We believe that the complexity of ABM (Agent-Based Models) comes from the overall interactions of entities, but they could be kept very simple for better control over the outcome. The idea is to use an agent-based simulation to generate networks: agent behaviors are rules for the network construction. Because we want the process to be dynamic and resilient to nodes perturbation, we provide a way for behaviors to spread among agents, following the meme basic principle - spreading by imitation. Resulting generated networks are compared to a target network; the system automatically looks at the best behavior distribution to generate this specific target network.

1 INTRODUCTION

The human society is composed of people in interaction. One of the most convenient way to represent those interactions is to capture the corresponding relations as a social network, i.e. mathematically by using a graph. The analysis of such networks allows to compute some properties (density, centralities, ...) for qualifying with precision the observed interactions. Online networks are very well documented because every interactions are consigned, but this is not the case for those resulting of real-life interactions. Those kind of networks are useful for simulating propagation of disease or opinion, for example. Data can be missing or hidden, so it is often rather too difficult or too long to gather enough information to describe a complete network (Barrett et al., 2009). As a consequence, tools are often used to generate synthetic network with properties close to the real ones. Even with successful data gathering, synthetic network can be used for scalability matter to enlarge coherently a real network while keeping the same overall properties.

They are two main approaches for this generation: (1) by reproducing the process of creation or (2) by reproducing network properties. For (1), the *Agent-Based Modeling* (ABM) paradigm is frequently used. The network generation process is based on simplified

but still realistic actor actions. For (2), in contrary, the generation by-pass the real network formation process. (2) can also be subdivided into two branches: (2.a) stylized models – having few properties matching the real network – or (2.b) precise models. Stylized models are simple, like *Small-World* (Watts and Strogatz, 1998) or *Preferential-Attachment* (Small et al., 2008), focusing on matching few properties, without a good precision; we can categorize them as qualitative approaches. Besides, precise models of (2.b) are more complex processes, using statistical models, such as *Exponential Random Generator Models* (ERGM) (Robins, 2011) or stochastic model as *K-Graph Generator* (Leskovec et al., 2010), for a quantitative correspondence on far more properties. With (2.a), results can be too far from the reality for a realistic use of the network to execute even the simplest process on it (Menezes and Roth, 2014). Using (2.b), the network generation process can be too abstract or too hard to configure.

Our goal in this article is to provide a dynamic network generator, based on agent behaviors, coupling agent actions and behaviors transmission. Our hypothesis is to keep the model simple in order to reduce the probability of adding false assumptions and to increase the control on its dynamic.

Our network creation process is led by an input network used as target. Agents are characterized by

their behaviors that build and shape a network in which they are the nodes. Their only two available actions are the creation and destruction of links. Besides, behaviors are spread through the network. We are looking for a set of agents' behaviors – among a preset of existing ones – that will lead the simulation to generate a network similar to the target one. Our aim is to have an adaptive system, that is resilient, in terms of properties, to addition and removal of nodes. For these new nodes to be actors in the process of network evolution, it is necessary for them to learn a social behavior. A way to do that is to make behavior spreadable among nodes. That is why we choose to integrate a spreading mechanism.

The meme theory can be used as a propagation mechanism. The main idea of memetic is that cultural traits can be viewed as genes, sharing the reproduction, spread and mutation mechanisms. Memes are also subject to selection by the environmental pressure (Dawkins, 1976). It is convenient *inter alia* because memes "leap" from man to man, depending on the host compatibility, without their consent (Alvarez, 2004). Nevertheless, we only use memetic as a root for our transmission process, because we do not take into account the personalization phase of a behavior.

As a fitness function for guiding our system, we compute a distance to the target network. This distance is based on the difference between properties of the two networks (e.g. density, degree distribution) and the result of processes run on both networks (e.g. speed of information diffusion). Our postulate is: if we can reproduce the properties of a network, the generation process becomes an acceptable way to explain the whole network, even if it is in a stylized way (a bit like the preferential attachment process being a plausible explanation for the power law property (Small et al., 2008)).

In the section 2, we present the related works in networks generation, to introduce our contribution. The details of our model is in the development section. The section 4, Implementation and results, will illustrate the model imitating a Scale-Free network. The fifth section will offer some discussions on postulates taken by the model, along with the work to come. The last part will be the occasion to draw a conclusion on the system.

2 STATE OF THE ART

2.1 Social Network

A network is defined by a set of *nodes* and a set of *edges* linking those nodes. The *degree* of a node is

defined by the number of edges it has. From a mathematical point of view, networks are thus graphs. Social networks (SN) have some properties that differentiate them from a random network; therefore those properties can be used as a formal characterization of a SN. They are often consequences of a specific process of formation.

- For various reasons, people tend to become friend with their friends' acquaintances. From a graph point of view, this is a triangle closure (or transitivity): if A is friend with B and C, B and C meet each other and become friends as well. It is possible to capture such tendency through the **clustering coefficient**. For an undirected graph, the clustering coefficient of a node n is:

$$C_n = \frac{2e_n}{k_n(k_n - 1)} \quad (1)$$

with k_n the number of neighbours of n and e_n the number of connected nodes among them. The higher the clustering is, the more interconnected the nodes are.

- The **Small World effect** has been introduced by Milgram (Milgram, 1967) as the "six degrees of separation" between person: anyone can reach anyone within 6 hops of relatives on average. In terms of network properties, it is a matter of *average (shortest) path length* between the nodes in the network.
- SN among other kinds of networks have a **scale free** property: few people are very famous, i.e. well connected, while many other ones are poorly served. The formal definition is that the degree distribution of the nodes follows a power law, i.e. a large number of nodes have few edges and a few have many.

Those properties often come together while working in social networks.

2.2 Social Network Generation

For the generation of synthetic social networks, several approaches have been proposed.

The Agent-Based Approach. The goal of using an agent simulation for generating the network is to use a realistic bottom up approach. Such models focus on agent behaviors, based on some extend on real human action. Moreover, these methods facilitate the use of real-world data as input and validation (Parunak et al., 1998). It greatly simplify the test of what-if scenarii. This kind of methods are most often ad hoc.

Abstract Processes. It is possible to apply an abstract process of network generation. The proposed methods are often very simple but provide often only good results on few properties at a time. These properties have been observed enough times on different social networks to be considered as fundamental.

- **Random network (RN)** (Erdos and Renyi, 1959). The only parameter is the probability for a node to create an edge with another node. This process assures a direct control on the *density* of the resulting network.
- The **Preferential Attachment (PA)** algorithm (Barabasi and Albert-László, 1999) provides a network with the *scale free* property, i.e. a power law distribution of degrees. The construction involves an iterative process in which an incoming node will be linked with a stronger probability to an high degree network node.
- **Small World (SW)** (Watts and Strogatz, 1998) generates networks with a correct *clustering* and a small *average path length*, known as the small world effect. The most cited model corresponds to the construction from a regular lattice, rewiring at random edges with a certain probability to another random node.

Although these processes are very simple, they are the most used, at least by the JASSS community (Amblard et al., 2015), mainly because their use is very simple. They also allow modelers to test their simulation results based on a single but easy to control network property.

Statistical or Stochastic Models. In those approaches, the existence of an edge between two given nodes of the network is considered as a probability, and the model will determine them. Those methods have often a network as target, like it is the case for the following items.

- **$p^*/ERGM$** Exponential Random Generative Models (Robins, 2011) is a family of statistical models in which modelers has to choose a set of network patterns (called terms or factors) that may describe to a certain level of precision a given network. A model fitting process allows to determine the relative importance (factor value) of terms in the observed network structure. Each factor value expresses how likely the feature is to be found, compared to a random network of the same size. ERGM allows to generate networks with respect to any valid combination of terms (e.g. degree distribution, substructures, edges and nodes variables, etc.).

- For **Kronecker Graphs** (Leskovec et al., 2010), the idea is to start from a 2x2 or 3x3 stochastic adjacency matrix that will be enlarged by a recursive method. Correct starting parameters will then be searched by comparison with the target network. This model is good at generating graphs with an appropriate degree distribution and network diameter. Also, properties on the adjacency matrix associated with the graph have good eigenvalues and vectors.
- **Menezes and Roth method (MR-method)** (Menezes and Roth, 2014) is searching for a good formula defining $p(i,j)$, the probability of having a link between two nodes of a target network. Generating a synthetic network with $p(i,j)$ and using a distance to a target network as the fitness, the model uses a genetic algorithm in order to make evolve $p(i,i)$, trying to find the closest synthetic network possible.

2.3 Contribution

Concerning the agent-based generation, while behaviors incorporated in agents are realistic, it is difficult to get a network with good properties. Real phenomena are more or less stylized and the results can be, in the best case, correct in a qualitative way.

Concerning the abstract processes – SW, PA, RN –, one can argue that resulting networks can be used for qualitative results. In fact, far more network topology properties influence the speed of propagation, as Cointet and Roth (Cointet and Roth, 2007) pointed out. They advise to use any real world network, even from others field, to get better results. Classic stylized networks give incoherent results mainly because these networks do not take into account properties that do matter for processes like propagation, e.g. the diamond clustering that will slow down speed (a triangle closure extended to four nodes). For the qualitative approaches, network generation processes can be too abstract or too hard to configure. Parameters cannot be interpreted easily, and in the case of *ERGM* there are some real difficulties using it without the required knowledge.

Besides, our method is fundamentally different in the approach while we hope being able to give close quality of results, with a configuration-free method and in a dynamic way.

3 MODEL DESCRIPTION

Our model need to be usable in several cases of application, that is why available behaviors for the agents

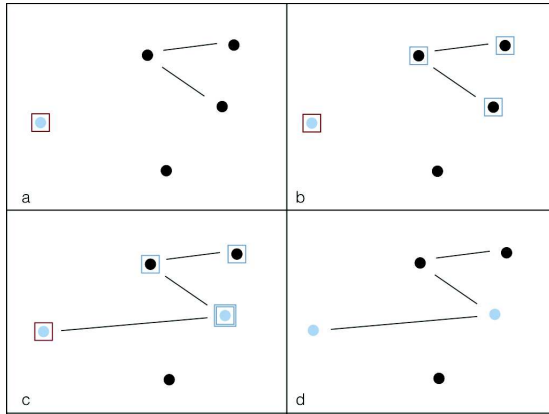


Figure 1: Overall process: example of executing the behavior "Add a link to more connected agent". [Action]: Add link. [Attribute]: degree [Filter]: has a higher degree than mine.

a. Selection of the acting agent and of the behavior to apply
 b. Selection of candidate after a first pass of filtering
 c. Selection of a single target
 d. Spreading of the behavior, end of turn.

are generic. We don't reproduce a specific process of network creation. Instead, we want to find an abstract and general model that can get us to the targeted network. Many choices in the mechanisms of the model have been made for having:

- a restrictive enough context for two distinct simulations to give approximately the same result. We will refer to this goal as (A - Restrain).
- a loose enough context to enable a large space of networks that can be generated (B - Widen)

Going deeper in complexity has many drawbacks such as increasing the number of parameters, while we want to keep them at a reasonable number. Moreover, they have to be readable, understandable, and easily searchable.

The evolution of the network is driven by two dynamics:

- Behaviors application by agents, that add and remove edges and thus shape the network
- Behaviors spreading among agents using the network structure

3.1 Agent

The agents are the nodes of the network. They are characterized by their degree and by their behaviors, for which they have two slots. One of these slots can only contain a behavior embedding an *add* action, the other slot receives a *remove* action. Agents have perfect informations about others attributes.

3.2 Behavior

3.2.1 Behavior Composition

A *behavior* is composed of three elements: (1) one action, (2) filters and (3) attributes. An attribute can be every kind of information characterizing an agent. Then filter is applied in regard to those attributes, restraining the list of available agents on which the action can be done. For example, the behavior: (1)[*AddLink*] on one agent having his (3)[*degree*] (2)[*>*] the acting agent (3)[*degree*] (cf. Figure 2). If more than one agent is available in the final set, the filter [*Select random target*] is always applied in order to have the action done on only one target. This helps keeping a smooth dynamics in accordance to (A - Restrain).

Attributes. We choose to stay with one of the most generic attribute available for an agent: his degree. Agents have perfect information on other agents' attributes. New attributes can be easily integrated.

Filter. The main logical comparators: $>$, $<$, $=$, \neq , are available. The goal of filters is to narrow the starting elements. Filters can be chained for a stronger selectivity. A filter of unique selection, *random*, is also available for returning randomly one element of a list. For example, if agents have two attributes: degree and the account balance. A behavior can be:

1. Action: add link
2. First filter: degree lower than mine
3. Second filter: balance greater than mine
4. Third filter: Select one agent randomly

It will return one agent from the list of agents having:

- Bigger balance than the acting node
- A degree inferior at the acting node

Some filters exist without attribute, for example the *random* selection.

Actions. The *action* is applied on the set of agents returned by the application of all filters. We are only interested in the most basic kind of action, i.e. *add* an undirected link and *remove* a link between the acting agent and another. In order to keep the state of the system readable, agent can only have one instance of behavior per action. In other words, agents have a maximum of two behaviors: one embedding an *add edge* action, the other one being a *remove link* action, respecting the (A - Restrain) principle.

3.2.2 Available Behaviors

Implemented behaviors include following *actions*:

- Add an undirected edge
- Remove an existing edge

these actions are combined with these specific *filters*:

- Acting agent degree greater than (resp. lower than) the target agent's degree
- Agents having the highest degree (and the lowest)
- Agents reachable in a path of length n
- Random target

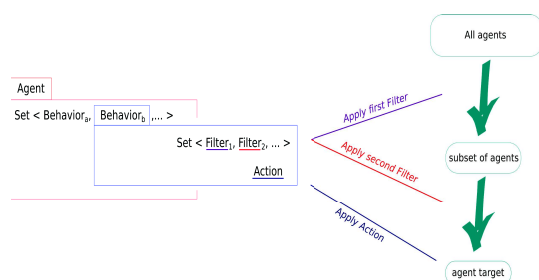


Figure 2: Detail of behavior execution.

3.2.3 Behavior Transmission

Originally we chose one of the most simple way of transmission for the behaviors: *direct imitation*. When an agent A applies on B an action, the agent B will learn the whole behavior from A . Information cascade highly depends on the initial fluctuations (Easley and Kleinberg, 2010). But networks generated with the same initial parameters have to be similar. To ensure the resilience to first transmissions, a probability of transmission for each behavior is defined rather than passing them at every application (A - Restrain). In addition, agents can relearn behavior replacing the previous he has in a specific action slot (B - Widen). Thanks to that, behaviors learnt in the beginning will just "fuel" the network construction dynamics.

However, this transmission rule has a drawback. Some actions will not be able to be applied – and then transmitted – in some network topology (e.g. the *add link to the node of highest degree* will be applied only once and will not propagate further). For these reasons, we choose another way of transmission: upon execution of a behavior, the receiver agent will have a chance to get transmitted one of the acting agent behaviors (B - Widen), and not necessary the one that has been applied. Following the previous example, let consider an agent A having the highest degree of the network and having two behaviors:

1. Add edge to highest degree
2. Remove edge randomly

When agent A will apply on agent B the behavior (2.), the agent B will have the opportunity to learn one of (1.) or (2.). Agents initialized with starting behaviors will not replace them during the course of the simulation. It will then avoid the disappearance of behaviors solemnly applied (and then transmitted) because of their too high constraint of application, in accordance with the (B - Widen) principle. Imitation often provides a step of mutation or personalization of the behavior (Dawkins, 1976) but we do not include it, mainly for keeping control on process played during the network formation (A - Restrain).

3.3 Scheduling

At each simulation step, an agent is chosen randomly. First, this agent choose randomly one of its available behaviors. Secondly, the agent tries to apply it by looking at compatible agents, depending on filters and attributes. Finally, The agent on which the behavior has been executed can learn one of the acting agent behavior, depending on the transmission probability. A new step is started with the next agent.

4 SIMULATION AND RESULTS

4.1 Model Parameters and Initialisation

We work on 100 nodes, starting on a random network of density 0.5. The random network is preferable to an empty network because the latter make *removing* behaviors depend on appliance of *adding* behavior. The contrapositive is also true for complete network; others starting networks have no justification for a generic approach.

One behavior of each kind is distributed among the population. Behaviors for the simulation and their probability of transmission will then define the type of network reachable by the simulation – if reaching a stable final state. Besides, we initialize the other nodes of the network with the following combinaison of behavior: [Add an edge to a random node, remove an edge from a random node], with a probability of transmission of 0. This is made for ease initial behavior transmissions. Two runs of simulations will then differ on the probability of transmission for each of these behavior.

A simulation is run on every combination of behavior distribution on the starting network, along with

combination of their probability of propagation. For example, two behaviors with probability ranging from 0 to 0.2 with a step of 0.1 will provide 3^2 configuration starting points.

4.2 Exploration

4.2.1 Computation of a Distance Between Networks

The selection process of a good network highly depends on which properties are taking into account in the computation of the distance to the target network. The weights between properties matters. Without any information on the wanted network, we consider all properties in a equivalent fashion. We then determine a score of dissimilarity from 0 to 100 for each properties we find relevant, 0 being the equality. We then normalize this distance at 100 for each properties.

$$\left(\frac{(x-y)}{\text{maximum amplitude}}\right) * 100 \quad (2)$$

with x and y being values of a properties, ranged from 0 to *maximum amplitude*. We choose to take into account the average degree distribution, the degree distribution interquartile, the average clustering of the nodes and the number of edges.

4.2.2 Automatic Space Research

The exploration is done in a exhaustive way, launching simulation for every combination of parameters, waiting for the network to stabilize and comparing the output to the target network. A score of distance is computed, and the best network among the resulting ones is selected.

4.3 Final State of the Dynamics of Network Construction

We use the temporal variation of the network density has a marker of stability: we consider that a network is stable when its variation is below a given value. Three state of behavior transmission dynamics can be reached:

- *Still* Behaviors are not propagating anymore. Distribution of the different behavior in the population has reached a final state;
- *Cycling* Spreading is still occurring. The distribution of behaviors is cycling among the population. It is not still but can yet be detected;
- *Chaotic* Spreading occurs. The distribution dynamics does not follow any pattern.

Table 1: *Final states reachable.*

		Behaviour spreading		
		Steady	Cyclic	Chaotic
Behavior execution	Steady	I.A	-	-
	Cyclic	II.A	II.B	-
	Chaotic	III.A	III.B	III.C

The same goes for behaviors execution. Table 1 is summarizing the possible joint states. Behavior executed by agents do not necessary imply behavior transmission, e.g. when the probability of transmission is at 0. There are some corner cases, for example (II.A) where two agents cycle adding and removing link between them, those two protagonists already sharing the same behaviors. Ideally, we would like to have some networks generated after reaching a (I.A) state, although it does not guaranty to behave in a good way upon nodes addition (potentially not propagating to them any behavior). Realistically, dynamics generating stable enough networks are more in (II.A) and (II.B). Du to the dynamical process of formation, the network won't stop fluctuating most of the time – both in term of behavior execution and transmission. We decide to stop a run when the temporal variation of the density reach a stability, or after too many agents action.

4.4 Results

4.4.1 Target

The target network is a Scale-Free network, build with the Preferential-Attachment model, with 100 nodes.

4.4.2 Run

The behaviors availables are :

- (I) Add edge to a node with a degree superior to the acting agent (Add edge degree > mine)
- (II) Add edge to a node connected to a connected node of the acting agent (Transitivity)
- (III) Add edge to the node with the highest degree
- (IV) Remove edge degree > mine
- (V) Remove edge degree < mine

Each behavior b have a probability of transmission $P_i(b)$ ranging from 0 to .9 with a .03 step. We run the simulation for every combinaison of $P_i(b)$. In

order to have a idea of the reproductability of the network creation process starting from the same configuration, we repeat three run of the same configuration and compute Standard Deviation (SD) on each properties of the resulting networks.

4.4.3 Results and Score

The top results are in 2. The five behaviors b are those describe in section 4.4.2. $P_i(b)$ is the probability of transmission of the behavior b upon execution. Each configuration is repeated 3 times, average and Standard Deviation (SD) are computed on score for each properties and on the result (we only display SD on score). *Density* is the density of the final network reach, *avg DD* the average degree distribution over the three runs, *DD interqtl*, *avg clust* and *avg score* being respectively the average degree distribution interquartile, the average clustering and the average score for the runs. This five properties are the one used in the calcul of distance between the target and the synthetic network. The lower score the better. The first line of the array, *Real Network*, is the properties of the target network. Others line are simulated one.

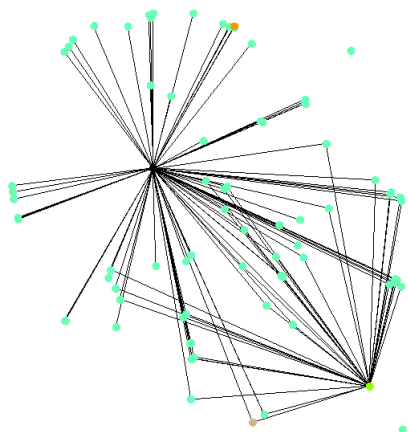


Figure 3: Network generated with the best set of behaviors.

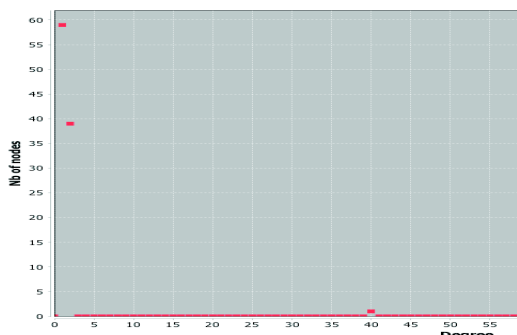


Figure 4: Degree distribution of nodes in the best network.

3 is the network obtains. The final distribution of

behavior is:

- (I): 1% Add edge to a node with a degree superior to the acting agent (Add edge degree > mine)
- (II): 1% Add edge to a node connected to a connected node of the acting agent (Transitivity)
- (III): 95% Add edge to the node with the highest degree
- (IV): 1% Remove edge degree > mine
- (V): 98% Remove edge degree < mine
- (-): 1% Add edge to a random node (Initialization)
- (-): 1% Remove edge from a random node (Initialization)

even with a probability of transmission of a behavior to 0, initial behavior are still available because starting behavior on nodes cannot be replaced. 4 is the degree distribution of the network with the best score.

Because no special weight has been associated to the properties considered for the score, networks having some nodes without edges are not penalized and have good results. The best network with a good density is the second of the array, the previous one having to many nodes without edges.

5 DISCUSSION AND FUTURE IMPROVEMENTS

We are making some assumptions in the model, the most important one being that we consider possible to find rules that will lead to any kind of networks. In other words, we try to find a dynamic process that will generate a precise network, without being the original process. Nothing guarantees that this process can be used properly in a change of scale purpose, i.e. predicting the growth of the real network or even generating bigger network with the same properties. They are initial configurations which do not converge to a stable network, and the detection can be difficult, the density undertaking strong variation.

The exhaustive research of the best initial configuration, depending on the precision, can be pretty long (3-4hours on a laptop) and a future amelioration will be the use of a genetic algorithm to find the best set of parameters.

Another very important improvement will be the introduction of behaviors allowing adding or removing nodes in the network. This possibility open the framework to imitate dynamical time evolution of network, but will also be much more difficult to configure, and will necessitate several "pictures" of the targeted network at different time to figure out the dynamic.

Table 2: Result of a simulation with five behaviors. See 4.4.3.

$P_t(I)$	$P_t(II)$	$P_t(III)$	$P_t(IV)$	$P_t(V)$	density	avg DD	DD interqtl	avg clust	avg score	SD score
Real network					0.02	1.98	1	0	0	0
0.03	0	0.6	0.06	0	0.001	0.12	0	0	6.71	0.06
0.06	0.06	0.06	0.06	0	0.01	1.14	1	0.046	6.9	0.89
0.09	0.6	0.06	0.09	0	0.028	2.86	5	0.09	16	3

6 CONCLUSION

Social network generation processes are often too complicated to use or too abstract in the resulting network properties. We offer a model of networks generation aiming a reproducing any kind of network, guided by a topological distance to a target. Our model is independant of the underlying process of the target network formation, but it can be see as an explanatory model. Mechanisms have been kept to the simplest for readable and tractable purpose, and the model do not need any configuration. We used a Scale-Free network as a toy target, and results on generating this simple abstract model are promising. We aim in future work at copying more complex structures.

REFERENCES

- Alvarez, A. (2004). Memetics: An Evolutionary Theory of Cultural Transmission. *SORITES*, (#15):24–28.
- Amblard, F., Bouadjio-Boulic, A., Gutiérrez, C. S., and Gaudou, B. (2015). Which models are used in social simulation to generate social networks?: a review of 17 years of publications in JASSS. In *Proceedings of the 2015 Winter Simulation Conference*, pages 4021–4032. IEEE Press.
- Barabasi, A. and Albert-László, R. (1999). Emergence of Scaling in Random Networks. *Science*, 286(5439):509–512.
- Barrett, C. L., Beckman, R. J., Khan, M., Kumar, V. S. A., Marathe, M. V., Stretz, P. E., Dutta, T., and Lewis, B. (2009). Generation and analysis of large synthetic social contact networks. pages 1003–1014. IEEE.
- Cointet, J.-P. and Roth, C. (2007). How Realistic Should Knowledge Diffusion Models Be? *Journal of Artificial Societies and Social Simulation*, 10(3):5. bibtex: cointet2007.
- Dawkins, R. (1976). *The selfish gene*. Oxford University Press, Oxford ; New York, new ed edition.
- Easley, D. and Kleinberg, J. (2010). Networks, Crowds, and Markets: Reasoning about a Highly Connected World.
- Erdos, P. and Renyi, A. (1959). On random graphs I. *Publ. Math. Debrecen*, 6:290–297.
- Leskovec, J., Chakrabarti, D., Kleinberg, J., Faloutsos, C., and Ghahramani, Z. (2010). Kronecker graphs: An approach to modeling networks. *The Journal of*

Machine Learning Research, 11:985–1042. bibtex: leskovec_kronecker_2010.

- Menezes, T. and Roth, C. (2014). Symbolic regression of generative network models. *Scientific Reports*, 4:6284.
- Milgram, S. (1967). The small World Problem. *Psychology Today*, Vol. 2:60–67.
- Parunak, H. V. D., Savit, R., and Riolo, R. L. (1998). Agent-based modeling vs. equation-based modeling: A case study and users’ guide. In *International Workshop on Multi-Agent Systems and Agent-Based Simulation*, pages 10–25. Springer.
- Robins, G. (2011). Exponential random graph models for social networks. *Encyclopaedia of Complexity and System Science*, Springer. bibtex: robins_exponential_2011.
- Small, M., Xu, X., Zhou, J., Zhang, J., Sun, J., and Lu, J.-a. (2008). Scale-free networks which are highly assortative but not small world. *Physical Review E*, 77(6).
- Watts, D. J. and Strogatz, S. H. (1998). Collective dynamics of /‘small-world/’ networks : Article : Nature.