



How to assess the feeding activity in ecotoxicological laboratory tests using enchytraeids?

Sylvain Bart, Sacha Roudine, Joël Amossé, Christian Mougin, Alexandre R.R. Pery, Céline Pelosi

► To cite this version:

Sylvain Bart, Sacha Roudine, Joël Amossé, Christian Mougin, Alexandre R.R. Pery, et al.. How to assess the feeding activity in ecotoxicological laboratory tests using enchytraeids?. *Environmental Science and Pollution Research*, 2018, 25 (34), pp.33844-33848. 10.1007/s11356-018-1701-3. hal-01736375

HAL Id: hal-01736375

<https://hal.science/hal-01736375>

Submitted on 28 Feb 2020

HAL is a multi-disciplinary open access archive for the deposit and dissemination of scientific research documents, whether they are published or not. The documents may come from teaching and research institutions in France or abroad, or from public or private research centers.

L'archive ouverte pluridisciplinaire **HAL**, est destinée au dépôt et à la diffusion de documents scientifiques de niveau recherche, publiés ou non, émanant des établissements d'enseignement et de recherche français ou étrangers, des laboratoires publics ou privés.

How to assess the feeding activity in ecotoxicological laboratory tests using enchytraeids?

Sylvain Bart¹, Sacha Roudine¹, Joël Amossé¹, Christian Mougin¹, Alexandre R.R. Péry¹ and
Céline Pelosi¹

¹ UMR ECOSYS, INRA, AgroParisTech, Université Paris-Saclay, 78026, Versailles, France

Corresponding author: Sylvain Bart. sylvain.bart@inra.fr / sylvain1.bart@outlook.fr

UMR1402 ECOSYS INRA AgroParistech, Bâtiment 6, RD 10, 78026 Versailles cedex, France.

Tel: (+33)1.30.83.32.72. ; Fax: (+33)1.30.83.32.59.

Abstract

The risk assessment of pesticides on soil fauna is an issue to protect agroecosystem sustainability. Enchytraeids are recognized as relevant soil bioindicators of chemical stress in agroecosystems. In laboratory, the reproduction test was found to be sensitive to reveal chemical impacts on enchytraeids. However, it does not allow to assess the impacts on ecological functions in which enchytraeids are involved. The objective of this study was (i) to explore the feasibility of the bait-lamina test with enchytraeids under laboratory conditions, and (ii) to compare its sensitivity with the Enchytraeid Reproduction Test. We exposed individuals of *Enchytraeus albidus* to two commercial formulations of fungicides widely used in Europe. The EC50 reproduction for the Swing[®] Gold (50 g L⁻¹ epoxiconazole and 133 g L⁻¹ dimoxystrobin) and the Cuprafor micro[®] (50% copper oxychloride) were respectively estimated at 1.66 ± 0.93 times the recommended dose and $> 496 \text{ mg kg}^{-1}$ of copper. However, no impact was found on the feeding activity of enchytraeids. The bait-lamina test thus appeared less sensitive than the Enchytraeid Reproduction Test to the tested fungicides. Despite that, this test which is achievable under laboratory conditions and allows assessing indirect effects of pesticides, is quick, cheap and easy to perform. It would deserve to be used to explore longer-exposure effects through the repeated addition of bait-lamina sticks.

Keywords: *Enchytraeus albidus*, Bait-lamina test, soil ecotoxicology, Pesticide, Risk assessment

Introduction

Since many decades, the massive use of pesticides in agroecosystems has led to a decrease in biodiversity and soil biological activity (Tilman et al. 2001; Hole et al. 2005). Enchytraeids are soil annelid Oligochaeta involved in the soil structure dynamics, organic matter decomposition and nutrient cycling (Didden, 1990; Maraldo et al. 2011). They are recognized as relevant indicators of soil biological activity, anthropic activities and physicochemical stresses in terrestrial ecosystems (Didden and Römbke 2001; Jänsch et al. 2005; Pelosi and Römbke 2016). Despite their ecological importance and their use in standardized tests (ISO 16387 2014; OECD 220 2016), the toxicity of pesticides to enchytraeids remains poorly documented (Römbke et al. 2017). The assessment of chemical impacts on mortality and reproduction can provide key information on population dynamics that determine the provision of ecological functions. For enchytraeids, reproduction is currently recognized as the most sensitive endpoint (Römbke et al. 2017). In the same time, the effects of pesticides on the ability of enchytraeids to degrade soil organic matter are currently unknown. The bait-lamina test can be used to assess the impact of soil contaminants on the feeding activity of soil dwelling organisms *in situ* (ISO 18311 2016). Kratz (1998) highlighted the potential of such test in ecotoxicological laboratory experiments. The feeding activity could be indirectly linked to an ecological function of soil organisms: the organic matter degradation.

Helling et al. (1998) assessed the feeding activity of enchytraeids, collembolans and microorganisms with the bait-lamina test in a laboratory experiment and highlighted the high feeding rate of enchytraeids and collembolans compared with the feeding rate of microorganisms. However, as far as we know from the scientific literature, this method has never been used to measure the consequences of pesticide use on the feeding activity by enchytraeids. We thus tested the effects of two commercial formulations of fungicides on the enchytraeid species *Enchytraeus albidus* (Henle, 1837) in a natural soil in order (i) to assess the

feasibility of the bait-lamina test under laboratory conditions as presented in Helling et al. (1998) and (ii) to compare the sensitivity of this test with the Enchytraeid Reproduction Test (ERT).

Material and methods

Soil and pesticides

For a better representativeness of field conditions, a natural soil was preferred over an artificial soil for bait-lamina and reproduction tests. The soil was a Luvisol (FAO soil classification) sampled in a permanent grassland in Versailles, France (48°48'31''N, 2°05'26''E). The grassland has not been treated with pesticides for more than 20 years. The soil was collected from the soil layer 0–20 cm, air-dried, sieved at 2 mm and frozen at -80°C for 48h to exterminate soil macro-meso invertebrates. The main soil physical and chemical properties were as follows ($n=7 \pm \text{SE}$): pH: 7.5 ± 0.2 , soil bulk density: 1.29; organic matter content: $32.6 \pm 1.7 \text{ g kg}^{-1}$, C/N ratio: 12.7 ± 0.3 , sand: $29\% \pm 1.3$, silt: $48\% \pm 1.5$, and clay: $23\% \pm 0.6$ (see Bart et al. 2017 for more details).

We used two commercial formulations of fungicides. The first one was the Swing[®] Gold (BASF Agro SAS, composed of dimoxystrobin at 133 g L^{-1} and epoxiconazole at 50 g L^{-1}) with the French RD at 1.5 L ha^{-1} for wheat crop (E-phy 2017b). Taking into account the same soil bulk density as earlier and the main concentration of this pesticide in the top 10 cm of the soil (McDonald et al. 2013; Chabauty et al. 2016), the Swing[®] Gold at the RD was calculated as $1.16 \cdot 10^{-3} \text{ mL kg}^{-1}$ of the dry soil. As Bart et al. (2017) estimated a LC50 for this fungicide of 11 times the RD for *E. albidus*, the following sublethal concentrations were used in both experiments: 1, 3 and 9 times the RD, named as SG1, SG3 and SG9, respectively. The second fungicide was the Cuprafor micro[®] (Quimicas del Valles, 50% copper oxychloride) with the French Recommended Dose (RD) at 10 kg ha^{-1} for potato crops and vineyards (E-phy 2017a).

Taking into account the soil bulk density (1.29) and the main concentration of copper in the top 5 cm of the soil (Couto et al. 2015), the Cuprafor micro[®] at the RD was calculated as 15.5 mg kg⁻¹ of the dry soil which correspond to 7.75 mg kg⁻¹ of copper. In an OECD artificial soil, Amorim et al. (2005) estimated the LC50 for *E. albidus* to be > 320 mg kg⁻¹ of copper. Based on this study, the following sublethal concentrations were used for both bait-lamina and reproduction experiments: 16, 32 and 64 times the RD named as C16, C32 and C64, which correspond to 124, 248 and 496 mg kg⁻¹ of copper, respectively. The dry soil was spiked with aqueous solutions of the fungicides, and the soil moisture was concomitantly adjusted to 75% of the water holding capacity.

Reproduction test

The reproduction test was conducted according to the standard ISO 16387 (2014), but by using the previously described natural soil. Ten mature individuals collected from a laboratory culture (INRA Versailles-Grignon) were introduced in one vessel (75 mL) containing 20 g of soil (dry mass equivalent). Soil moisture content was checked and adjusted weekly with tap water. For food supply, 50 mg of finely rolled oats were mixed with the soil at the beginning of the experiment and 25 mg were then added every week until the fourth week. Five replicates per treatment were performed. The vessels were stored in a climate room (18 ± 0.5°C, 24h darkness). After three weeks, adults were removed from the soil using a binocular microscope and the mortality was assessed. After six weeks, juveniles were fixed with ethanol (99.8% v/v) and colored with 300 µL of Bengal red (1% solution in ethanol). This procedure ensures the observation and counting of juvenile enchytraeids using a binocular microscope (ISO 16387 2014).

Bait-lamina test

The feeding activity of enchytraeids was assessed with the bait-lamina test (ISO 18311 2016) adapted for laboratory conditions (Helling et al. 1998). We used PVC sticks (18 cm long, 6 mm width and 1.5 mm thick) purchased from Terra Protecta (GmbH, Berlin, Germany). A stick contained 16 apertures which were 5 mm apart from each other (Fig. 1). As presented in the ISO guideline 18311 (2016), apertures were filled with a mixture of cellulose (70%), crushed wheat bran and sieved at 500 μm (25%) and activated charcoal carbon (5%).

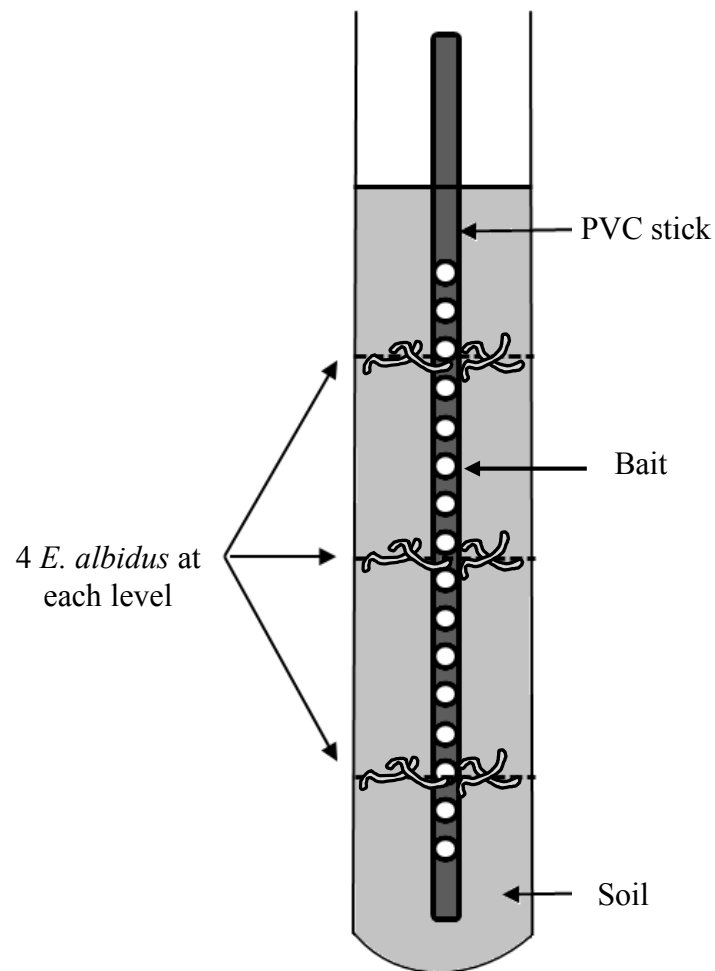


Fig. 1 Illustration of the experimental device using a glass tube filled with soil, PVC bait-lamina stick and 12 mature *Enchytraeus albidus*.

Twelve mature *E. albidus* from a laboratory culture (INRA Versailles-Grignon) were inoculated (corresponding to a density of 21 000 individuals m^{-2}) in a glass tube (20 cm high, 3

cm in diameter) with 50 g of dry soil adjusted at 75% of the water holding capacity. The tubes were filled with 4 layers of soil successively allowing a vertical distribution of enchytraeids in the tube at 3 levels (4 individuals per level) as suggested by Helling et al. (1998) (Fig. 1). Five replicates were used per treatment, including a control. One stick was added in each tube. After five days of exposure in a climate room (18 ± 0.5 °C, 24 h darkness), the sticks were removed from the soil and fed (i.e., disappearance of at least half of the organic bait material) and not fed apertures were directly counted according to the ISO 18311 (2016). The number of fed apertures was used to calculate the feeding rate expressed as bait consumed (%) per stick. The mortality was assessed as in the ERT.

Statistical analysis

All data were analyzed with the statistical software R Core Team. The R package “ezec” (Zhian N Kamvar 2016) was used to estimate the effective concentration that induced 50% decrease of the reproduction (EC50 reproduction). Because normality and homoscedasticity conditions were not satisfied (tested by the Shapiro–Wilk test), non-parametric Wilcoxon tests were used to compare the control treatment to those treated with pesticides in both experiments. A Kruskal-Wallis test was used to analyze the vertical distribution of bait consumption to test that the feeding activity was homogeneous along the profile.

Results and discussion

The reproduction test

In the control treatment, no enchytraeid mortality was observed and we found on average 68.2 juveniles (Fig. 2). In SG1 and SG3 treatments, corresponding to 1 and 3 times the RD of Swing® Gold, no mortality was recorded. However, the number of juveniles was significantly lower in the SG3 treatment (1.4 juveniles on average) than in control treatments (Figure 2A). In the SG9 treatment, a mortality of 90% was recorded and no juveniles were

found (Fig. 2 A). This mortality rate is higher than expected as Bart et al. (2017) estimated a LC50 of 11 times the RD after 14 days in the same soil and with the same commercial formulation of fungicide. This could be explained by the incubation temperature which was higher in the present study (18°C , close to the $20 \pm 2^{\circ}\text{C}$ recommended by the ISO 16387, 2014) compared to the study of Bart et al. 2017 (i.e. 15°C). For instance, De Silva et al. (2009) showed that “the effects of pesticides (chlorpyrifos and carbofuran) on the earthworm *Eisenia andrei* survival, growth and reproduction may be higher at higher temperature”. Actually, a higher temperature may have increased the environmental bioavailability of pesticides (Harmsen, 2007) and thus their toxicity towards animals. The high mortality rate could explain the absence of reproduction in the SG9 treatment. Finally, the EC50 reproduction was estimated at 1.66 ± 0.93 times the RD. In the EFSA Scientific Report 46, 1-82 (2005), a NOEC value in a reproduction test with *Eisenia fetida* was estimated at $<0.0887 \text{ mg kg}^{-1}$ for the dimoxystrobin in a formulation such as Swing® Gold, which would correspond to 0.6 times the RD in our experimental conditions. Our results on enchytraeids strongly support the conclusion that this fungicide is harmful to soil oligochaete reproduction.

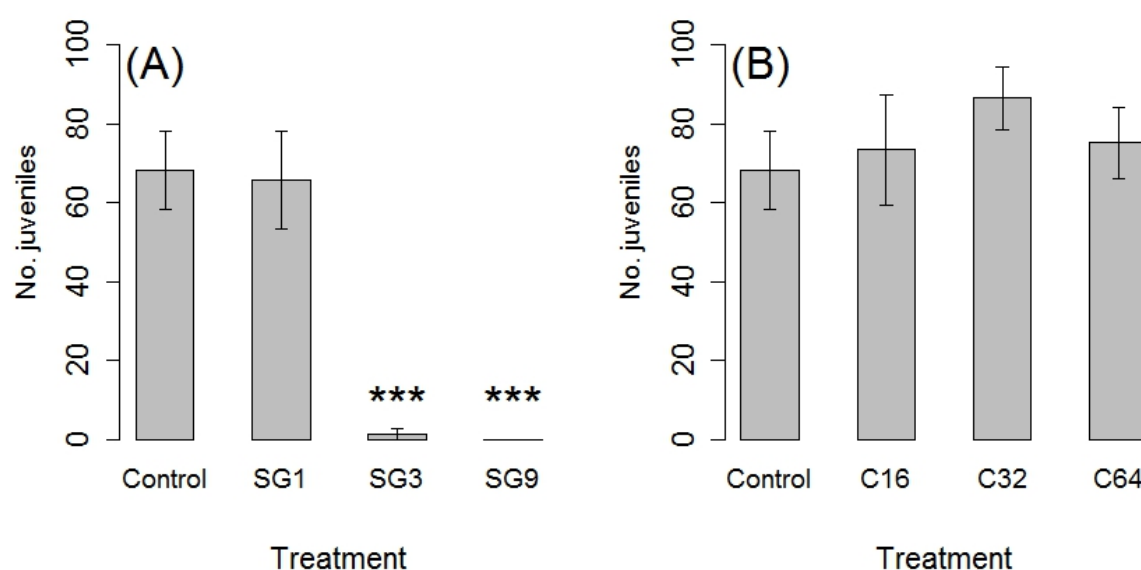


Fig. 2 Juveniles produced by 10 mature *Enchytraeus albidus* exposed for 21 days in a control soil and in soils contaminated with Swing Gold® (A) at 1, 3 and 9 times the recommended dose (RD) (abbreviated SG1, SG3 and SG9 respectively), and in soils contaminated with Cuprafor micro® (B) at 16, 32 and 64 times the RD (abbreviated C16, C32 and C64 respectively) which corresponded to 124, 248 and 496 mg kg⁻¹ of copper. Results are expressed in number of juveniles (n=5 ± SE). *** means significant differences between treatments and the control at p-value < 0.001.

Whatever the concentration of the copper fungicide tested, no mortality was observed and the reproduction of *E. albidus* was not significantly different between treatments (Fig. 2 B). The EC50 reproduction was > 496 mg kg⁻¹ of copper. This value is in accordance with Amorim et al. (2005) who found for *Enchytraeus albidus* an EC50 reproduction value > 320 mg kg⁻¹ with copper chloride in an OECD standardized soil. At the same time, Amorim and Scott-Fordsmand (2012) reported an EC50 reproduction value of 251 mg kg⁻¹ with copper-salt (CuCl₂) in a natural sandy soil. Finally, Amorim et al. (2005) found an EC50 reproduction value of 97 mg kg⁻¹ with copper chloride in a LUFA 2.2 standard sandy soil (Speyer, Germany). Thus, copper ecotoxicity towards enchytraeid's reproduction appears to depend on the copper species and the soil used in the experiments that once again drive the bioavailability of contaminants to living organisms. The high soil organic matter content in the soil of our experiment (i.e. 32.6 g kg⁻¹) may have decreased the copper bioavailability (Ma and Rao 1997) for enchytraeids and thus alleviate its ecotoxicological effects.

Bait-lamina test

In the same line as the ERT performed with the Swing® Gold, a mortality rate of 92% and no feeding activity was observed in the SG9 treatment (Fig. 3 A). However, no impact of the Swing® Gold at 3 RD (SG3 treatment) was found on the feeding activity compared with the control. The feeding activity of adult enchytraeids was thus not affected in a short-term by the Swing® Gold fungicide.

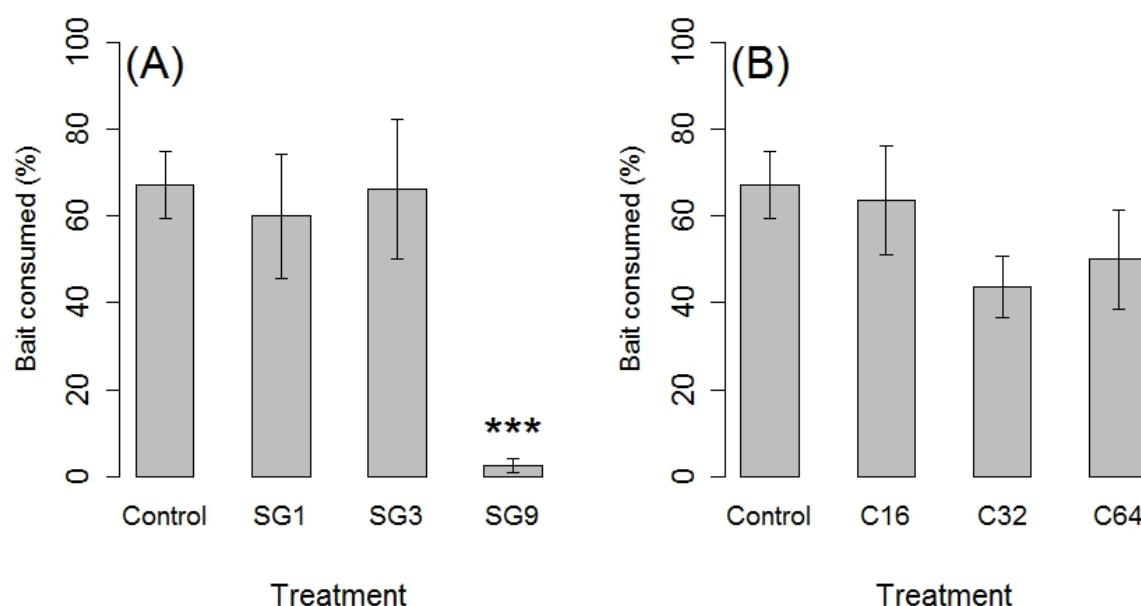


Fig. 3 Average feeding activity of 12 mature *Enchytraeus albidus* exposed for 5 days in a control soil and in soils contaminated with Swing Gold® (A) at 1, 3 and 9 times the recommended dose (RD) (abbreviate SG1, SG3 and SG9 respectively), and in soils contaminated with Cuprafor micro® (B) at 16, 32 and 64 times the RD, abbreviate C16, C32 and C64 respectively which correspond to 124, 248 and 496 mg kg⁻¹ of copper. Results are expressed in bait consumed (%). (n=5 ± SE). *** means significant differences between treatments and the control at p-value < 0.001.

The Cuprafor micro® fungicide induced no mortality and no impact on the feeding activity was recorded whatever the concentration tested (i.e., 16, 32 and 64 times the RD corresponding to 124, 248 and 496 mg kg⁻¹ of copper respectively) (Fig. 3 B). As for the reproduction test, the relatively high soil organic matter content may have decreased the copper bioavailability to enchytraeids, thus explaining why the feeding activity was not affected.

Feasibility, sensitivity and ecological relevance of the bait-lamina test under laboratory conditions

Larink (1994) had proposed the bait lamina test as a tool for testing the feeding activity of animals in contaminated soils under natural conditions. After several other studies (e.g.,

Andre et al. 2009; Filzek et al. 2004; Kula and Römbke 1998), a guideline was published by the International Standardization Organization (ISO) and recently updated (ISO 18311, 2016). We tested this method under laboratory conditions and the statistical analysis performed revealed that the feeding activity of enchytraeids, through the bait consumption, was homogeneous along the soil profile in the glass tube. This result validated the experimental design (i.e., vertical distribution of enchytraeids at 3 levels with 4 individuals per level) proposed by Helling et al. (1998). This bait-lamina test adapted under laboratory conditions was easy to perform, quick and cheap, making it relevant as a tool to be used in risk assessment. However, our results highlighted that the bait-lamina test was less sensitive than the ERT on a short time step (i.e. 5 days). The test could thus be adapted to properly assess pesticide impacts on an ecological function provided by enchytraeids (i.e. organic matter consumption) in laboratory. Considering the effects observed on the reproduction and thus the potential negative impacts on the population dynamics, a longer period of exposure could be tested to increase the sensitivity and the relevance of the bait-lamina test under laboratory conditions. However, given that after 5 days, the sticks were consumed at $67 \pm 8\%$ in the control treatment, a longer exposure will quickly lead to a 100% consumption. A longer exposure would thus imply the successive addition of several sticks in the tube in order to assess the feeding activity over time, thus allowing for a better assessment of the risk linked to the use of pesticides. Furthermore, this test could be proposed for standardization and submitted to a ring test procedure. For this purpose and for more repeatability, the soil could be an OECD soil.

Acknowledgements

We would like to thank Jodie Thenard, Véronique Etiévant, Jean-Pierre Pétraud, Alexis Vincent and Sébastien Breuil for the maintenance of the enchytraeid culture. We thank the two

anonymous reviewers for the improvement of the manuscript. This work is supported by the "IDI 2015" project funded by the IDEX Paris-Saclay, ANR-11-IDEX-0003-02.

References

Amorim MJD, Römbke J, Schallnass HJ, Soares A (2005) Effect of soil properties and aging on the toxicity of copper for *Enchytraeus albidus*, *Enchytraeus luxuriosus*, and *Folsomia candida*. Environ Toxicol Chem 24:1875-1885.

Amorim MJB, Scott-Fordsmand JJ (2012) Toxicity of copper nanoparticles and CuCl₂ salt to *Enchytraeus albidus* worms: Survival, reproduction and avoidance responses. Environ Pollut 164:164-168.

Andre A, Antunes SC, Goncalves F, Pereira R (2009) Bait – lamina assays as a tool to access the effects of metal contamination in the feeding activity of soil invertebrates within a uranium mine area. Environ Pollut 157:2368–2377.

Bart S, Laurent C, Péry ARR, Mougin C, Pelosi C (2017) Differences in sensitivity between earthworms and enchytraeids exposed to two commercial fungicides. Ecotoxicol Environ Safe 140:177–184.

Chabauty F, Pot V, Bourdat-Deschamps M, Bernet N, Labat C, Benoit P (2016) Transport of organic contaminants in subsoil horizons and effects of dissolved organic matter related to organic waste recycling practices. Environ Sci Pollut Res Int 23 (7):6907–6918.

Couto RR, Benedet L, Comin JJ, Belli Filho P, Martins SR, Gatiboni LC, Radetski M, Valois CM, Ambrosini VG, Brunetto G (2015) Accumulation of copper and zinc fractions in vineyard soil in the mid-western region of Santa Catarina, Brazil. Environ Earth Sci 73(10):6379–6386.

Didden WAM (1990) Involvement of *Enchytraeidae* (*Oligochaeta*) in soil structure evolution in agricultural fields. Biol Fertil Soils 9:152–158.

278 Didden WAM, Römcke J (2001) Enchytraeids as indicator organisms for chemical stress in
 279 terrestrial ecosystems. *Ecotoxicol Environ Saf* 50:25–43.

280 De Silva PM, Pathiratne A, van Gestel CA (2009) Influence of temperature and soil type on the
 281 toxicity of three pesticides to *Eisenia andrei*. *Chemosphere* 76: 1410-5.

282 EFSA Scientific Report (2005) 46, 1-82, Conclusion on the peer review of dimoxystrobin. DOI:
 283 10.2903/j.efsa.2005.46r.

284 Filzek PDB, Spurgeon DJ, Broll G, Svendsen C, Hankard PK, Parekh N, et al. (2004) Metal
 285 effects on soil invertebrate feeding: Measurements using the bait lamina method.
 286 *Ecotoxicology* 13 807–816.

287 Harmsen J (2007) Measuring bioavailability: from a scientific approach to standard methods. *J*
 288 *Environ Qual* 36:1420–1428.

289 Helling B, Pfeiff G, Larink O (1998) A comparison of feeding activity of collembolan and
 290 enchytraeid in laboratory studies using the bait-lamina test. *Appl Soil Ecol* 7:207-212.

291 Hole DG, Perkins AJ, Wilson JD, Alexander IH, Grice PV, Evans AD (2005) Does organic
 292 farming benefit biodiversity? *Biol Conserv* 122: 113-130.

293 ISO (International Organisation for Standardization) (2014) Soil Quality — Effects of
 294 Contaminants on *Enchytraeidae* (*Enchytraeus* sp.) - Determination of Effects on
 295 Reproduction. No. 16387. Geneva.

296 ISO (International Organisation for Standardization) (2016) Soil quality — Method for testing
 297 effects of soil contaminants on the feeding activity of soil dwelling organisms — Bait-
 298 lamina test. No. 18311. Geneva.

299 Jänsch S, Garcia M, Römcke J (2005) Acute and chronic isopod testing using tropical
 300 *Porcellionides pruinosus* and three model pesticides. *Eur J Soil Biol* 41:143–152.

301 Kratz W (1998) The bait-lamina test: general aspects, applications and perspectives. *Environ*
 302 *Sci Pollut Res Int* 5:94–96.

- Kula C, Römbke J, (1998) Evaluation of soil ecotoxicity test with functional endpoints for risk assessment of plant protection products: State of the art. *Environ Sci Pollut Res* 5:94-96.
- Larink O (1993) Bait lamina as a tool for testing feeding activity of animals in contaminated soils. In: Donker MH, Eijssackers H, Heimbach E, (Eds.), *Ecotoxicology of soil organisms*, Lewis Publishers, Baton Rouge, 339-345.
- Ma LQ, Rao GN (1997) Chemical fractionation of cadmium, copper, nickel, and zinc in contaminated soils. *J Environ Qual* 26:259–264.
- Maraldo K, Christensen B, Holmstrup M (2011) The excretion of ammonium by enchytraeids (*Cognettia sphagnetorum*). *Soil Biol Biochem* 43:991–996.
- McDonald J, Gaston L, Elbana T, Andres K, Crandfield E (2013) Dimoxystrobin sorption and degradation in sandy loam soil: impact of different landscape positions. *Soil Sci* 178:662–670.
- OECD 220 (2016) Guidelines for testing of chemicals – Enchytraeid Reproduction Test. OECD (Organization for Economic Cooperation and Development), Paris, France.
- Pelosi C, Römbke J (2016) Are Enchytraeidae (*Oligochaeta*, *Annelida*) good indicators of agricultural management practices? *Soil Biol Biochem* 100:255-263.
- Römbke J, Schmelz RM, Pelosi C (2017) Effects of Organic Pesticides on Enchytraeids (*Oligochaeta*) in Agroecosystems: Laboratory and Higher-Tier Tests. *Front Environ Sci* 5:20.
- Tilman D, Fargione J, Wolff B, D'Antonio C, Dobson A, Howarth R (2001) Forecasting agriculturally driven global environmental change. *Science* 292:281–284.
- Zhian N Kamvar (2016) eze: Easy Interface to Effective Concentration Calculations. R package version 1.0.1. <https://CRAN.R-project.org/package=eze>.

Web references

328 E-phy 2017a : <https://ephy.anses.fr/ppp/styrocuivre-df>

329 E-phy 2017b : <https://ephy.anses.fr/ppp/swing-gold>

330

331

332

333

334