



HAL
open science

Reaction-diffusion on the fully-connected lattice: $A + A \rightarrow A$

Loic Turban, Jean-Yves Fortin

► **To cite this version:**

Loic Turban, Jean-Yves Fortin. Reaction-diffusion on the fully-connected lattice: $A + A \rightarrow A$. Journal of Physics A: Mathematical and Theoretical, 2018, 51 (14), <10.1088/1751-8121/aab0f4>. <hal-01729572>

HAL Id: hal-01729572

<https://hal.science/hal-01729572v1>

Submitted on 12 Mar 2018

HAL is a multi-disciplinary open access archive for the deposit and dissemination of scientific research documents, whether they are published or not. The documents may come from teaching and research institutions in France or abroad, or from public or private research centers.

L'archive ouverte pluridisciplinaire **HAL**, est destinée au dépôt et à la diffusion de documents scientifiques de niveau recherche, publiés ou non, émanant des établissements d'enseignement et de recherche français ou étrangers, des laboratoires publics ou privés.



HAL Authorization

Reaction-diffusion on the fully-connected lattice: $A + A \rightarrow A$

Loïc Turban and Jean-Yves Fortin

Laboratoire de Physique et Chimie Théoriques, Université de Lorraine–CNRS
(UMR7019), Vandœuvre lès Nancy Cedex, F-54506, France

E-mail: loic.turban@univ-lorraine.fr, jean-yves.fortin@univ-lorraine.fr

Abstract. Diffusion-coagulation can be simply described by a dynamic where particles perform a random walk on a lattice and coalesce with probability unity when meeting on the same site. Such processes display non-equilibrium properties with strong fluctuations in low dimensions. In this work we study this problem on the fully-connected lattice, an infinite-dimensional system in the thermodynamic limit, for which mean-field behaviour is expected. Exact expressions for the particle density distribution at a given time and survival time distribution for a given number of particles are obtained. In particular we show that the time needed to reach a finite number of surviving particles (vanishing density in the scaling limit) displays strong fluctuations and extreme value statistics, characterized by a universal class of non-Gaussian distributions with singular behaviour.

Keywords: reaction-diffusion, random walk, fully-connected lattice, extreme value statistics

Submitted to: *J. Phys. A: Mathematical and Theoretical*

1. Introduction

The study of the kinetics of irreversible reaction-diffusion processes have been the subject of much interest during the last forty years [1–5]. From the theoretical point of view these processes can be sufficiently simple to offer the possibility of exact solutions [6–20] and their asymptotic behaviour can be classified among different universality classes [1, 2, 21–23]. They are important in nature as well as for applications [24–27].

The most simple examples are the single-species processes $A + A \rightarrow \emptyset$ (diffusion-annihilation) and $A + A \rightarrow A$ (diffusion-coalescence) which belong to the same universality class. In both cases, above the critical dimension $D_c = 2$ the density fluctuations can be neglected and the particle density x evolves according to the mean-field rate equation

$$\frac{dx}{dt} = -Kx^2, \tag{1.1}$$

where K is the reaction-rate constant. The solution for an initial density $x(0) = 1$ is then

$$x(t) = \frac{1}{1 + Kt}. \quad (1.2)$$

The t^{-1} long-time decay is actually obtained on the Bethe lattice [28]. It is corrected by a logarithmic factor at D_c where $x(t) \simeq (\ln t)/t$ [7, 10, 11, 18]. Below D_c , where the density fluctuations are relevant, the kinetic exponent becomes D -dependent, $x(t) \simeq t^{-D/2}$, as shown by scaling arguments, numerical simulations and exact results [8–13, 18]. A $t^{-1/2}$ decay has been indeed observed experimentally in effectively one-dimensional systems [29–31].

In the present work we study the statistical properties of the diffusion-coalescence process ($A + \emptyset \rightarrow \emptyset + A$ and $A + A \rightarrow A$) on the fully-connected lattice (complete graph) with N sites, the absorbing state consisting of one particle left. In the limit $N \rightarrow \infty$ such a lattice can only be embedded in an infinite-dimensional space, thus one expects a mean-field behaviour. Our main motivation is to obtain, besides exact results for mean values, exact expressions for different probability distributions, in particular for extreme values. This is a continuation of previous works on stochastic processes on the fully-connected lattice by one of us [32, 33].

Our main results can be summarized as follows in the scaling limit (s.l.). The mean number s of particles surviving at time t and its variance behave as:

$$\frac{\overline{s_N(t)}}{N} \stackrel{\text{s.l.}}{=} \frac{1}{t+1}, \quad \frac{\overline{\Delta s_N^2(t)}}{N} \stackrel{\text{s.l.}}{=} \kappa(t) = \frac{1}{3(t+1)} \left[1 - \frac{3t+1}{(t+1)^3} \right]. \quad (1.3)$$

The probability density $\mathfrak{S}(\sigma, t)$ associated with the scaled variable

$$\sigma = \frac{s - \overline{s_N(t)}}{N^{1/2}}, \quad (1.4)$$

is a Gaussian with variance $\kappa(t)$ given in (1.3).

Let t be the time needed to reach a number v of surviving particles (first-passage time through v). Its statistical properties depend on the value of v . When $v = O(N)$ one obtains

$$\overline{t_N(x)} \stackrel{\text{s.l.}}{=} \frac{1}{x} - 1, \quad N \overline{\Delta t_N^2(x)} \stackrel{\text{s.l.}}{=} \chi(x) = \frac{2}{3} - \frac{1}{x} + \frac{1}{3x^3}. \quad (1.5)$$

where $x = v/N$. The fluctuations of the scaled variable

$$\theta = N^{1/2} \left[t - \overline{t_N(x)} \right] \quad (1.6)$$

are also Gaussian, with variance $\chi(x)$ given by (1.5).

When $x \rightarrow 0$, i.e. when $v = O(1)$, $\chi(x)$ diverges. This is the signal of a different scaling behaviour. As a function of v , the mean first-passage time and its variance are now given by

$$\frac{\overline{t_N(v)}}{N} \stackrel{\text{s.l.}}{=} \frac{1}{v}, \quad \frac{\overline{\Delta t_N^2(v)}}{N^2} \stackrel{\text{s.l.}}{=} 2 \left(\frac{\pi^2}{6} - H_{v,2} \right) + \frac{1}{v} \left(\frac{1}{v} - 2 \right), \quad (1.7)$$

where $H_{v,2} = \sum_{s=1}^v 1/s^2$ is a generalized harmonic number. Since the variance is growing as N^2 the scaled time variable can be defined as:

$$\theta' = \frac{t}{N}, \quad \bar{\theta}' = \frac{1}{v}, \quad \theta' \geq 0. \quad (1.8)$$

The associated probability density then reads

$$\begin{aligned} \mathfrak{T}'(v, \theta') &= \frac{(-1)^v}{v!(v-1)!} \sum_{l=0}^{\infty} (-1)^l (2l+1) \frac{(l+v)!}{(l-v)!} e^{-l(l+1)\theta'}, \\ &= \frac{1}{v!(v-1)!} \prod_{m=0}^{v-1} \left[\frac{\partial}{\partial \theta'} + m(m+1) \right] \frac{1}{2q^{1/4}} \left. \frac{\partial \vartheta_1(z, q)}{\partial z} \right|_{z=0}, \quad q = e^{-\theta'}. \end{aligned} \quad (1.9)$$

where $\vartheta_1(z, q)$ is a Jacobi theta function. The probability density $\mathfrak{T}'(v, \theta')$ behaves asymptotically as †:

$$\mathfrak{T}'(v, \theta') \simeq \begin{cases} \frac{(2v+1)!}{v!(v-1)!} \exp[-v(v+1)\theta'], & \theta' \gg 1, \\ \frac{1}{2^{2v} v!(v-1)!} \left(\frac{\pi}{\theta'}\right)^{2v+3/2} \exp\left(-\frac{\pi^2}{4\theta'}\right), & \theta' \ll 1. \end{cases} \quad (1.10)$$

It decays exponentially when $\theta' \gg 1$ and vanishes with an essential singularity at $\theta' = 0$.

The outline of the paper is the following. In section 2, we study the statistics of the number of particles surviving after k updates. After defining the model, the probability distribution is obtained by solving the eigenvalue problem associated with the master equation. The mean value and the variance are then deduced from a generating function. The section ends with a solution of the partial differential equation following from the master equation in the scaling limit. Section 3 is concerned with the statistical properties of the first-passage time through a given number v of surviving particles. A generating function for the probability distribution is first obtained, from which the mean value and the variance are deduced. For $v = O(N)$, as above, the probability density is obtained in the scaling limit by solving a partial differential equation. For $v = O(1)$, where the fluctuations are much stronger and non-Gaussian, the scaling limit is deduced directly from the probability distribution. The discussion in section 4 is followed by six appendices where some calculational details are given.

2. Number of particles s surviving after k updates

2.1. Model and master equation for $S_N(s, k)$

We consider a fully-connected lattice with N sites. Initially all the sites are singly occupied. The system evolves in time t via random sequential updates. Let s be the number of particles surviving after $k-1$ updates. During the k th update a site i is picked at random among the N . This site is occupied with probability s/N or empty with probability $1-s/N$. When the site is occupied, the selected particle jumps at random on one of the N sites. If the destination site j is occupied by another particle,

† After this work was completed we have been informed by Paul Krapivsky that the asymptotic behaviour of $\mathfrak{T}'(v, \theta')$ in (1.10) was previously obtained for $v = 1$ in [5], section 12.2.

the two particles coalesce. This occurs with probability $(s-1)/N$. Otherwise, nothing happens. These rules avoid a multiple occupation of the sites. The time t is incremented by $1/N$ for each update.

The evolution of the system during an update can be summarized as follows:

$$\begin{aligned}
 s(k) = s(k-1) - 1 & \quad \text{with probability} \quad \underbrace{\frac{s}{N}}_{i \text{ occupied}} \times \underbrace{\frac{s-1}{N}}_{j \neq i \text{ occupied}}, \\
 s(k) = s(k-1) & \quad \text{with probability} \quad \underbrace{1 - \frac{s}{N}}_{i \text{ empty}} + \underbrace{\frac{s}{N}}_{i \text{ occupied}} \times \underbrace{1 - \frac{s-1}{N}}_{j \text{ empty or } j=i}. \quad (2.1)
 \end{aligned}$$

Thus the probability distribution $S_N(s, k)$ for the number s of surviving particles after k updates is governed by the following master equation:

$$S_N(s, k) = \left[1 - \frac{s(s-1)}{N^2} \right] S_N(s, k-1) + \frac{s(s+1)}{N^2} S_N(s+1, k-1). \quad (2.2)$$

2.2. Eigenvalue problem

Introducing a column state vector $|S_N(k)\rangle$ with components $S_N(s, k)$, $s = 1, \dots, N$, the master equation (2.2) can be rewritten in matrix form as $|S_N(k)\rangle = \mathbb{T} |S_N(k-1)\rangle$ where \mathbb{T} is the transition matrix of the Markov chain given by:

$$\mathbb{T} = \begin{pmatrix} 1 & \frac{1 \times 2}{N^2} & 0 & 0 & 0 & 0 \\ 0 & 1 - \frac{1 \times 2}{N^2} & \frac{2 \times 3}{N^2} & 0 & 0 & 0 \\ & & \ddots & \ddots & & \\ 0 & 0 & 0 & 1 - \frac{s(s-1)}{N^2} & \frac{s(s+1)}{N^2} & 0 \\ & & & & \ddots & \ddots \\ 0 & 0 & 0 & 0 & 0 & 1 - \frac{N(N-1)}{N^2} \end{pmatrix}. \quad (2.3)$$

The eigenvalue problem $\mathbb{T}|v^{(n)}\rangle = \lambda_n |v^{(n)}\rangle$ leads to the following system of equations

$$\left[1 - \frac{s(s-1)}{N^2} - \lambda_n \right] v_s^{(n)} + \frac{s(s+1)}{N^2} v_{s+1}^{(n)} = 0, \quad s = 1, \dots, N, \quad (2.4)$$

with $v_{N+1}^{(n)} = 0$. The eigenvalues are given by:

$$\lambda_n = 1 - \frac{n(n-1)}{N^2}, \quad n = 1, \dots, N. \quad (2.5)$$

The corresponding eigenvectors satisfy the following relations:

$$\begin{aligned}
 v_s^{(n)} &= (-1)^{n-s} \frac{s(s+1)^2(s+2)^2 \cdots (n-1)^2 n}{(n-s)!(n+s-1)(n+s) \cdots (2n-3)(2n-2)} v_n^{(n)} \\
 &= (-1)^{n-s} \frac{2n-1}{s} \binom{n+s-2}{2s-2} \binom{2s-2}{s-1} \binom{2n-1}{n}^{-1} v_n^{(n)}, \quad s \leq n, \\
 v_s^{(n)} &= 0, \quad s > n.
 \end{aligned} \quad (2.6)$$

The $v_n^{(n)}$ are left undetermined and depend on the initial state.

2.3. Probability distribution

We assume that all the sites are occupied by one particle in the initial state so that $S_N(s, 0) = \delta_{s,N}$. Writing the initial state vector as

$$|S_N(0)\rangle = \sum_{n=1}^N |v^{(n)}\rangle \quad (2.7)$$

and using (2.6) one obtains

$$S_N(s, 0) = \sum_{n=s}^N v_s^{(n)} = \sum_{n=s}^N (-1)^{n-s} \frac{2n-1}{s} \binom{n+s-2}{2s-2} \binom{2s-2}{s-1} \binom{2n-1}{n}^{-1} v_n^{(n)}, \quad (2.8)$$

and, as shown in appendix A, the initial condition is satisfied when

$$v_n^{(n)} = \binom{2n-1}{n} \prod_{j=0}^{n-1} \frac{N-j}{N+j}. \quad (2.9)$$

The probability distribution at later time follows from

$$|S_N(k)\rangle = \mathbb{T}^k |S_N(0)\rangle = \sum_{n=1}^N \lambda_n^k |v^{(n)}\rangle, \quad (2.10)$$

so that finally:

$$S_N(s, k) = \sum_{n=s}^N (-1)^{n-s} \frac{2n-1}{s} \binom{n+s-2}{2s-2} \binom{2s-2}{s-1} \prod_{j=0}^{n-1} \frac{N-j}{N+j} \left[1 - \frac{n(n-1)}{N^2} \right]^k. \quad (2.11)$$

The time evolution of $S_N(s, k)$ is illustrated in figure 1.

2.4. Mean value and mean square value

The mean values can be deduced from the generating function

$$\mathcal{S}_N(y, k) = \sum_{s=1}^N s y^s S_N(s, k), \quad (2.12)$$

studied in appendix A. According to (A.3) and (A.4), the mean value of s after k updates is given by:

$$\overline{s_N(k)} = \sum_{s=1}^N s S_N(s, k) = \mathcal{S}_N(1, k) = \sum_{n=1}^N (2n-1) \prod_{j=0}^{n-1} \frac{N-j}{N+j} \left[1 - \frac{n(n-1)}{N^2} \right]^k. \quad (2.13)$$

The derivative of the generating function $\mathcal{S}_N(y, k)$ at $y = 1$ leads to:

$$\begin{aligned} \overline{s_N^2(k)} &= \sum_{s=1}^N s^2 S_N(s, k) = \left. \frac{\partial \mathcal{S}_N}{\partial y} \right|_{y=1} \\ &= \sum_{n=1}^N (2n-1) \prod_{j=0}^{n-1} \frac{N-j}{N+j} \left[1 - \frac{n(n-1)}{N^2} \right]^k \left[1 + \left. \frac{dP_{n-1}(2y-1)}{dy} \right|_{y=1} \right], \end{aligned} \quad (2.14)$$

where $P_{n-1}(2y-1)$ is a Legendre polynomial defined in (A.5). The generating function

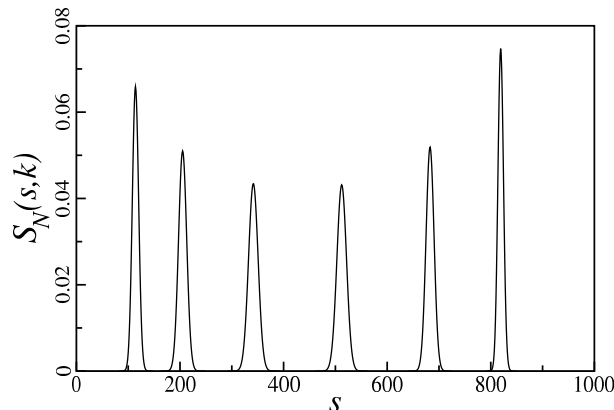


Figure 1. Evolution of the probability distribution $S_N(s, k)$ of the number of particles s remaining after k updates, obtained through a numerical iteration of the master equation (2.2). The initial number of particles is $s = N = 1024$ and the number of updates is $k = 2^n$ with $n = 8$ to 13 from right to left.

for Legendre polynomials

$$\sum_{l=0}^{\infty} P_l(x) r^l = \frac{1}{\sqrt{1 - 2xr + r^2}} \quad (2.15)$$

can be used to give:

$$\sum_{l=0}^{\infty} \frac{dP_l(x)}{dx} \Big|_{x=1} r^l = \frac{r}{(1-r)^3} = \sum_{j=0}^{\infty} \binom{j+2}{2} r^{j+1}. \quad (2.16)$$

Identifying the coefficients of r^{n-1} , one obtains:

$$\frac{dP_{n-1}(2y-1)}{dy} \Big|_{y=1} = 2 \binom{n}{2} = n(n-1). \quad (2.17)$$

Thus, the mean square value of s after k updates is given by:

$$\overline{s_N^2(k)} = \sum_{n=1}^N (2n-1) [1 + n(n-1)] \prod_{j=0}^{n-1} \frac{N-j}{N+j} \left[1 - \frac{n(n-1)}{N^2} \right]^k. \quad (2.18)$$

2.5. Mean value, variance and probability density in the scaling limit

The leading and next-to-leading contributions to the mean value $\overline{s_N(k)}$ and the mean square value $\overline{s_N^2(k)}$ are calculated for $N \gg 1$ and used to evaluate the variance in appendix B. The sub-leading contributions are actually needed because the leading ones cancel in the variance.

The scaling limit (s.l.) corresponds to $N \rightarrow \infty$, $k \rightarrow \infty$, $s \rightarrow \infty$ for fixed values of k/N and s/N . According to (B.7) and (B.9), in this limit one obtains ‡:

$$\frac{\overline{s_N(t)}}{N} \stackrel{\text{s.l.}}{=} \frac{1}{t+1}, \quad \frac{\overline{\Delta s_N^2(t)}}{N} \stackrel{\text{s.l.}}{=} \kappa(t) = \frac{1}{3(t+1)} \left[1 - \frac{3t+1}{(t+1)^3} \right]. \quad (2.19)$$

‡ The mean value is in agreement with the mean-field result in (1.2)

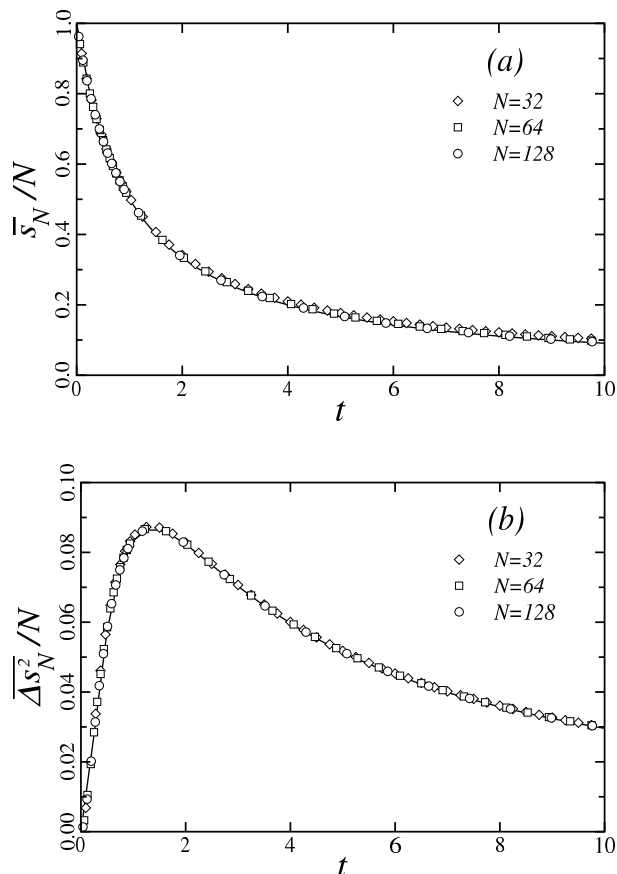


Figure 2. Scaling behaviour of (a) the mean value \bar{s}_N and (b) the variance $\overline{\Delta s_N^2}$ of the number of surviving particles as a function of time $t = k/N$. The data collapse on the full lines corresponding to the scaling functions in (2.19).

The time evolution of \bar{s}_N/N and $\overline{\Delta s_N^2}/N$ is shown in figure 2. The numerically exact finite-size data were obtained using (2.13) and (2.14).

The behaviour of the variance suggests the introduction of the scaled variables §

$$\sigma = \frac{s - \bar{s}_N(t)}{N^{1/2}}, \quad t = \frac{k}{N}. \quad (2.20)$$

The normalized probability density, $\mathfrak{G}(\sigma, t)$, corresponds to $N^{1/2}S_N(s, k)$. It is obtained as the solution of the master equation (2.2) which, in the continuum limit, leads to

$$\frac{\partial \mathfrak{G}}{\partial t} = \frac{2}{t+1} \left(\mathfrak{G} + \sigma \frac{\partial \mathfrak{G}}{\partial \sigma} \right) + \frac{1}{2(t+1)^2} \left[1 - \frac{1}{(t+1)^2} \right] \frac{\partial^2 \mathfrak{G}}{\partial \sigma^2}, \quad (2.21)$$

as shown in appendix C. Now, considering that $\mathfrak{G}(\sigma, t)$ only depends on t through $\kappa(t)$ defined in (2.19), equation (2.21) can be rewritten as:

$$\frac{d\kappa}{dt} \left(\frac{\partial \mathfrak{G}}{\partial \kappa} - \frac{1}{2} \frac{\partial^2 \mathfrak{G}}{\partial \sigma^2} \right) = \frac{2}{t+1} \left(\mathfrak{G} + \sigma \frac{\partial \mathfrak{G}}{\partial \sigma} + \kappa \frac{\partial^2 \mathfrak{G}}{\partial \sigma^2} \right). \quad (2.22)$$

§ Let z be a discrete random variable in a system of size N with probability distribution $P_N(z)$, mean value \bar{z}_N and variance $\overline{\Delta z_N^2} \sim N^{2\alpha}$. The deviation from the mean, $z - \bar{z}_N$, typically grows with N like the standard deviation, i.e., as N^α . Thus the ratio $\zeta = (z - \bar{z}_N)/N^\alpha$ is a scale-invariant variable. In the scaling limit, the probability density $\mathfrak{P}(\zeta)$ is such that $P_N(z)dz \stackrel{s.l.}{=} \mathfrak{P}(\zeta)d\zeta$ or $N^\alpha P_N(z) \stackrel{s.l.}{=} \mathfrak{P}(\zeta)$.

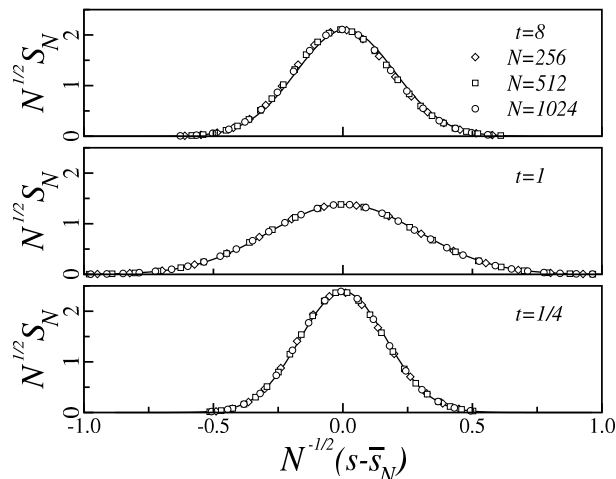


Figure 3. Data collapse for the scaled probability distribution $N^{1/2}S_N(s, k)$ as a function of $\sigma = N^{-1/2}(s - s_N(t))$ at different times $t = k/N$ and for increasing lattice sizes, $N = 256$ (diamond), 512 (square) and 1024 (circle). The finite-size data were obtained through a numerical iteration of the master equation (2.2). The full lines correspond to the Gaussian density (2.23) obtained in the scaling limit.

This last equation admits for solution the Gaussian density:

$$\mathfrak{G}(\sigma, t) = \frac{e^{-\sigma^2/[2\kappa(t)]}}{\sqrt{2\pi\kappa(t)}}, \quad \kappa(t) = \frac{1}{3(t+1)} \left[1 - \frac{3t+1}{(t+1)^3} \right], \quad (2.23)$$

Indeed, the Gaussian density is a solution of the diffusion equation on the left and the bracket on the right vanishes. Furthermore, it satisfies the initial condition since $\kappa \rightarrow 0$, $\sigma \rightarrow (s - N)/N^{1/2}$ and $\mathfrak{G}(\sigma, \kappa) \rightarrow \delta(\sigma)$ as $t \rightarrow 0$.

The finite-size data, obtained through a numerical iteration of the master equation (2.2), collapse on the Gaussian density for large N values as shown in figure 3.

3. First-passage time through a number v of surviving particles

In this section we look for the probability distribution $T_N(v, k)$ of the number k of updates needed to reach a state with v surviving particles. Then $t = k/N$ is the first-passage time through this value v .

3.1. Generating function

The generating function for $T_N(v, k)$ is defined as

$$\mathcal{T}_N(v, z) = \sum_{k=1}^{\infty} z^k T_N(v, k). \quad (3.1)$$

As shown in figure 4(a), starting with $s = N$ particles the evolution of the system can be decomposed into a succession of steps where the number of particles s remains the same for some time until two particles coalesce. Let us associate with these steps a generating

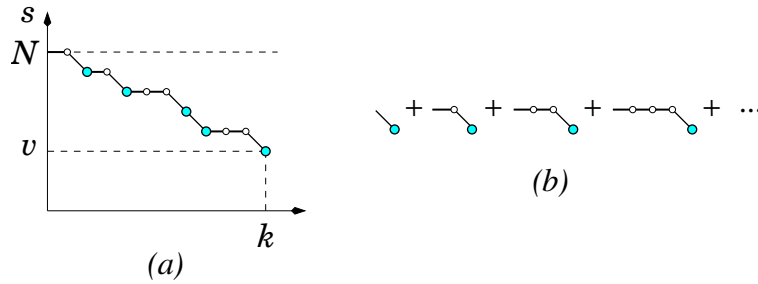


Figure 4. A time evolution of the number of surviving particles is sketched in (a). A small circle corresponds to an update where the number of particles stays the same and a bigger circle to an update where two particles coalesce. Then $t = k/N$ gives the first-passage time through the number of particles $s = v$. The diagrams in (b) give the contributions to the generating function (3.3) for the lifetime of a sequence of updates ending with a coalescence process.

function for their lifetimes measured in the number of updates $\mathcal{L}_N(s, z)$. This generating function corresponds to the sum of the diagrams shown in figure 4(b) and reads:

$$\begin{aligned} \mathcal{L}_N(s, z) &= \left\{ 1 + z \left[1 - \frac{s(s-1)}{N^2} \right] + \dots + \underbrace{z^l \left[1 - \frac{s(s-1)}{N^2} \right]^l}_{l \text{ updates without coalescence}} + \dots \right\} \underbrace{z \frac{s(s-1)}{N^2}}_{\text{coalescence}} \\ &= \frac{zs(s-1)}{N^2 - z[N^2 - s(s-1)]}. \end{aligned} \quad (3.2)$$

In the sum the coefficient of z^{l+1} corresponds to the probability to have l updates for which s remains constant (small circles) followed by one update where two particles coalesce (big circles) and l goes from zero to infinity. The generating function for $T_N(v, k)$ is obtained as the product of the generating functions for the lifetimes with s going from N to $v+1$:

$$\mathcal{T}_N(v, z) = \prod_{s=N}^{v+1} \mathcal{L}_N(s, z) = \frac{v}{N} \left(\frac{N!}{v!} \right)^2 \frac{z^{N-v}}{\prod_{s=v+1}^N \{N^2 - z[N^2 - s(s-1)]\}}. \quad (3.3)$$

It follows from (3.1) and (3.3) that $\sum_{k=1}^{\infty} T_N(v, k) = \mathcal{T}_N(v, 1) = 1$ so that the probability distribution $T_N(v, k)$ is properly normalized.

3.2. mean value, mean square value and variance

According to (3.1), the mean value of the first passage time $t = k/N$ through the value v is given by:

$$\overline{t_N(v)} = \frac{1}{N} \left. \frac{\partial \mathcal{T}_N}{\partial z} \right|_{z=1}. \quad (3.4)$$

Making use of

$$\frac{\partial \mathcal{T}_N}{\partial z} = \mathcal{T}_N \frac{\partial \ln \mathcal{T}_N}{\partial z} = N^2 \frac{\mathcal{T}_N}{z} \sum_{s=v+1}^N \frac{1}{N^2 - z[N^2 - s(s-1)]}, \quad (3.5)$$

one obtains:

$$\overline{t_N(v)} = N \sum_{s=v+1}^N \frac{1}{s(s-1)} = \frac{N}{v} - 1. \quad (3.6)$$

In the same way, we have:

$$\overline{t_N^2(v)} = \frac{1}{N^2} \frac{\partial}{\partial z} \left[z \frac{\partial \mathcal{T}_N}{\partial z} \right] \Big|_{z=1}. \quad (3.7)$$

Some straightforward calculations lead to

$$\frac{\partial}{\partial z} \left[z \frac{\partial \mathcal{T}_N}{\partial z} \right] = N^2 \frac{\mathcal{T}_N}{z} \left\{ N^2 \left[\left(\sum_{s=v+1}^N \mathcal{R}_N(s, z) \right)^2 + \sum_{s=v+1}^N \mathcal{R}_N^2(s, z) \right] - \sum_{s=v+1}^N \mathcal{R}_N(s, z) \right\}$$

$$\mathcal{R}_N(s, z) = \frac{1}{N^2 - z[N^2 - s(s-1)]}, \quad (3.8)$$

so that, according to (3.6) and (3.7):

$$\overline{t_N^2(v)} = \overline{t_N(v)}^2 + N^2 \sum_{s=v+1}^N \left(\frac{1}{s-1} - \frac{1}{s} \right)^2 - \left(\frac{1}{v} - \frac{1}{N} \right). \quad (3.9)$$

This can be rewritten as:

$$\overline{t_N^2(v)} = \overline{t_N(v)}^2 + 2N^2 (H_{N,2} - H_{v,2}) + \left(\frac{1}{v} - \frac{1}{N} \right) \left[N^2 \left(\frac{1}{v} + \frac{1}{N} - 2 \right) - 1 \right]. \quad (3.10)$$

Finally the variance is given by:

$$\overline{\Delta t_N^2(v)} = 2N^2 (H_{N,2} - H_{v,2}) + \left(\frac{1}{v} - \frac{1}{N} \right) \left[N^2 \left(\frac{1}{v} + \frac{1}{N} - 2 \right) - 1 \right]. \quad (3.11)$$

3.3. Mean value, variance and probability density in the scaling limit when $v = O(N)$

When $v = O(N)$ the scaling limit corresponds to $N \rightarrow \infty$, $k \rightarrow \infty$ and $v \rightarrow \infty$ for fixed values of $t = k/N$ and $x = v/N$. Then, according to (3.6), (3.11) and appendix D, one has:

$$\overline{t_N(x)} \stackrel{\text{s.l.}}{=} \frac{1}{x} - 1, \quad N \overline{\Delta t_N^2(x)} \stackrel{\text{s.l.}}{=} \chi(x) = \frac{2}{3} - \frac{1}{x} + \frac{1}{3x^3}. \quad (3.12)$$

The evolution of $\overline{t_N}$ and $N \overline{\Delta t_N^2}$ with the particle density x is shown in figure 5. The behaviour of the variance leads to the following form of the scaled variables:

$$\theta = N^{1/2} \left[t - \overline{t_N(x)} \right] = \frac{k}{N^{1/2}} - N^{1/2} \left(\frac{1}{x} - 1 \right), \quad x = \frac{v}{N}. \quad (3.13)$$

The normalized probability density, $\mathfrak{T}(x, \theta)$, is given by the scaling limit of $N^{1/2} T_N(v, k)$.

The probability $T_N(v, k)$ that the number of surviving particles reaches the value v after k updates is given by

$$T_N(v, k) = S_N(v+1, k-1) \frac{v(v+1)}{N^2}, \quad (3.14)$$

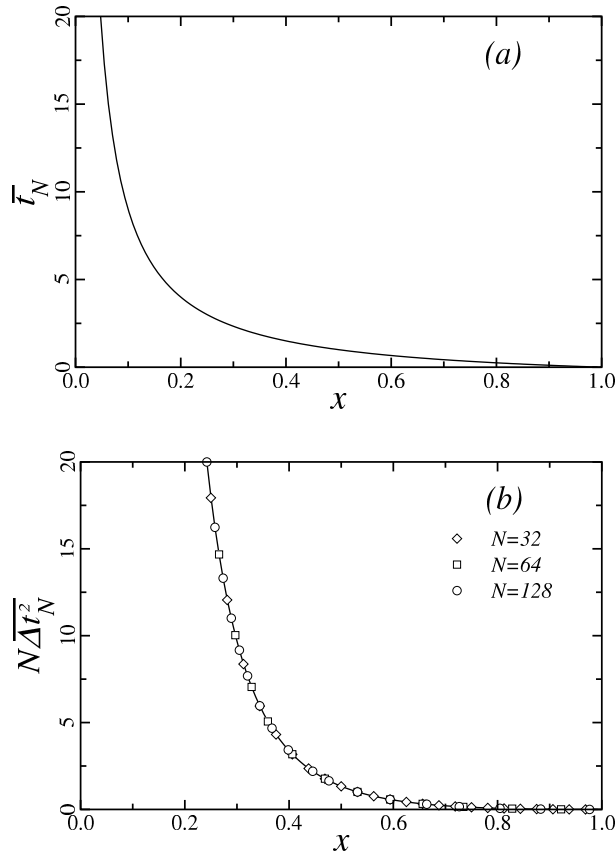


Figure 5. Behaviour as a function of the particle density $x = v/N$ of (a) the mean value \bar{t}_N in (3.12) and (b) the scaled variance $N\Delta t_N^2$ of the first-passage time through a given value of v . There are no finite-size corrections in (a). In (b) the finite-size data given by (3.11) collapse on the full line corresponding to the scaling limit in (3.12).

i.e., the probability $S_N(v+1, k-1)$ to have $v+1$ particles after $k-1$ updates multiplied by the probability $v(v+1)/N^2$ of a coalescence process at the next update. With the initial condition $T_N(v, 1) = \delta_{v, N-1}$, (2.11) and (3.14) lead to:

$$T_N(v, k) = \frac{1}{v!(v-1)!N^2} \sum_{n=v+1}^N (-1)^{n-v-1} (2n-1) \frac{(n+v-1)!}{(n-v-1)!} \prod_{j=0}^{n-1} \frac{N-j}{N+j} \left[1 - \frac{n(n-1)}{N^2} \right]^{k-1}. \quad (3.15)$$

This probability distribution satisfies the master equation

$$T_N(v, k) = \left[1 - \frac{v(v+1)}{N^2} \right] T_N(v, k-1) + \frac{v(v+1)}{N^2} T_N(v+1, k-1), \quad (3.16)$$

which follows from (2.2) and (3.14). In the continuum limit, as shown in appendix E, the following partial differential equation is obtained:

$$\frac{\partial \mathfrak{T}}{\partial x} = \frac{1}{2} \left(\frac{1}{x^2} - \frac{1}{x^4} \right) \frac{\partial^2 \mathfrak{T}}{\partial \theta^2}. \quad (3.17)$$

Assuming that $\mathfrak{T}(x, \theta) = \mathfrak{T}[\chi(x), \theta]$ with $\chi(x)$ given by (3.12) leads to the diffusion equation:

$$\frac{\partial \mathfrak{T}}{\partial \chi} = \frac{1}{2} \frac{\partial^2 \mathfrak{T}}{\partial \theta^2}. \quad (3.18)$$

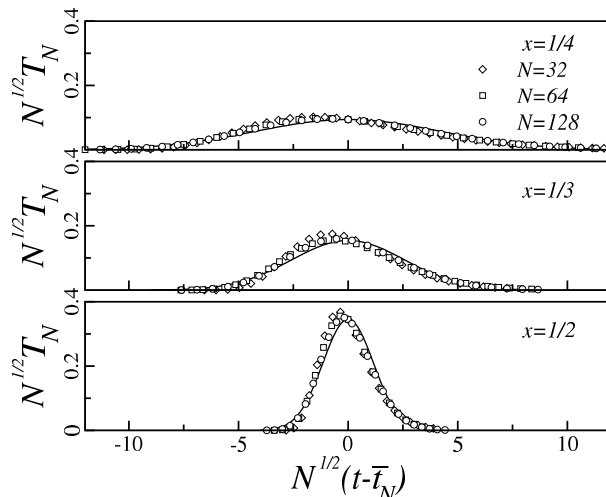


Figure 6. Data collapse for the scaled probability distribution $N^{1/2}T_N(v, k)$ as a function of $\theta = N^{1/2}(t - \overline{t_N(x)})$ for different values of the particle density $x = v/N$ and for increasing lattice sizes, $N = 32$ (diamond), 64 (square) and 128 (circle). The full lines correspond to the Gaussian density (3.19) obtained in the scaling limit.

The Gaussian density

$$\mathfrak{T}(x, \theta) = \frac{e^{-\theta^2/[2\chi(x)]}}{\sqrt{2\pi\chi(x)}}, \quad \chi(x) = \frac{2}{3} - \frac{1}{x} + \frac{1}{3x^3}, \quad (3.19)$$

satisfies the initial condition since $\chi \rightarrow 0$, $\theta \rightarrow N^{1/2}t$ and $\mathfrak{T}(x, \theta) \rightarrow \delta(\theta)$ as $x \rightarrow 1$. The data collapse on this Gaussian density is shown in figure 6. The finite-size data for $T_N(v, k)$ were obtained by collecting numerically exact values of $S_N(Nx + 1, k - 1)$, following from an iteration of the master equation (2.2), and finally making use of (3.14).

3.4. Mean value, variance and probability density in the scaling limit when $v = O(1)$

When $v = O(1)$, according to (3.6) and (3.11) the mean value and the variance of the first-passage time through v behave as

$$\frac{\overline{t_N(v)}}{N} \stackrel{\text{s.l.}}{=} \frac{1}{v}, \quad \frac{\overline{\Delta t_N^2(v)}}{N^2} \stackrel{\text{s.l.}}{=} 2(\zeta(2) - H_{v,2}) + \frac{1}{v} \left(\frac{1}{v} - 2 \right), \quad (3.20)$$

in the scaling limit (see figure 7).

When $v \gg 1$ the mean value and the variance in (3.20) have to match with their values for $x \ll 1$ in (3.12). The matching is evident for $\overline{t_N}$. For the variance, taking the limit $N \rightarrow \infty$ in (D.3), one obtains

$$2(\zeta(2) - H_{v,2}) \simeq \frac{2}{v} - \frac{1}{v^2} + \frac{1}{3v^3}, \quad (3.21)$$

when $v \gg 1$. Thus in this limit $\overline{\Delta t_N^2(v)}$ in (3.20) takes the following form

$$\overline{\Delta t_N^2(v)} \simeq \frac{N^2}{3v^3} = \frac{1}{3Nx^3}, \quad (3.22)$$

in agreement with the expression following from (3.12) when $x \ll 1$.

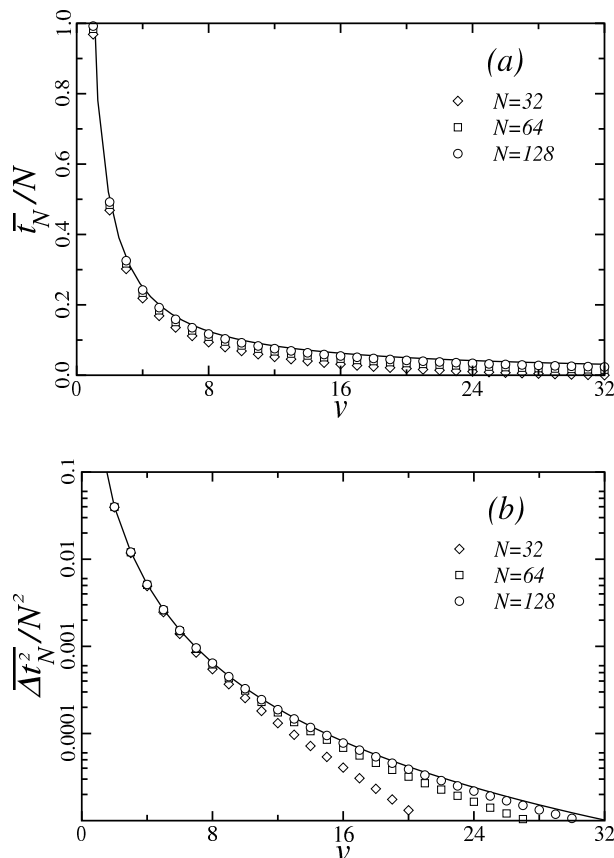


Figure 7. Scaling behaviour of (a) the mean first-passage time \bar{t}_N through a given value of v and (b) its variance $\overline{\Delta t_N^2}$. With increasing N the finite-size data, given by (3.6) and (3.11), approach the scaling limits in (3.20) (full lines).

In the regime $v = O(1)$ the fluctuations are much stronger with a variance growing as N^2 for $\overline{\Delta t_N^2}(v)$ instead of decreasing as $1/N$ for $\overline{\Delta t_N^2}(x)$. The scaled time variable is defined as ||:

$$\theta' = \frac{t}{N} = \frac{k}{N^2}, \quad \theta' \geq 0. \quad (3.23)$$

Accordingly, in this limit the probability density is given by:

$$\mathfrak{F}'(v, \theta') \stackrel{\text{s.l.}}{=} N^2 T_N(v, k) \quad (3.24)$$

In the expression (3.15) of $T_N(v, k)$ as $N \rightarrow \infty$ one has

$$\prod_{j=0}^{n-1} \frac{N-j}{N+j} \simeq e^{-n(n-1)/N} \stackrel{\text{s.l.}}{=} 1, \quad \left[1 - \frac{n(n-1)}{N^2}\right]^{k-1} \stackrel{\text{s.l.}}{=} e^{-n(n-1)\theta'}, \quad (3.25)$$

for any finite value of n , so that the probability density takes the following form:

$$\mathfrak{F}'(v, \theta') = \frac{1}{v!(v-1)!} \sum_{n=v+1}^{\infty} (-1)^{n-v-1} (2n-1) \frac{(n+v-1)!}{(n-v-1)!} e^{-n(n-1)\theta'}. \quad (3.26)$$

|| It will be more convenient here to leave out the shift by the mean value, $\bar{\theta}' = 1/v$.

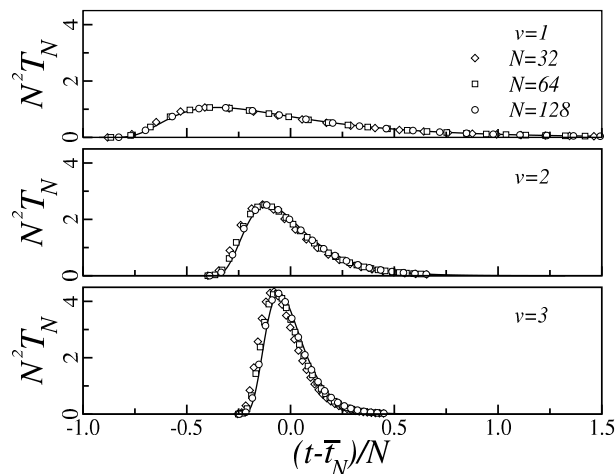


Figure 8. Data collapse for the scaled probability distribution $N^2 T_N(v, k)$ as a function of $\theta' - 1/v = (t - \overline{t_N})/N$ for $v = O(1)$ and for increasing lattice sizes, $N = 32$ (diamond), 64 (square) and 128 (circle). The full lines correspond to the probability density $\mathfrak{F}'(v, \theta')$ in (3.26), obtained in the scaling limit.

The normalization of this probability density is verified in appendix F. The data collapse on $\mathfrak{F}'(v, \theta')$ is shown in figure 8. As above, the finite-size data for $T_N(v, k)$ were obtained by collecting numerically exact values of $S_N(v+1, k-1)$, given by the master equation (2.2), and using (3.14).

The leading contribution for large values of $\theta' \gg 1$ is given by the first term in the sum:

$$\mathfrak{F}'(v, \theta') \simeq \frac{(2v+1)!}{v!(v-1)!} e^{-v(v+1)\theta'}, \quad \theta' \gg 1. \quad (3.27)$$

In order to study the behaviour of $\mathfrak{F}'(v, \theta')$ when $\theta' \ll 1$ we first show that it can be rewritten in terms of derivatives of the Jacobi theta function

$$\vartheta_1(z, q) = 2q^{1/4} \sum_{l=0}^{\infty} (-1)^l q^{l(l+1)} \sin[(2l+1)z]. \quad (3.28)$$

Let us start from (3.26) with the change $l = n - 1$ in the sum, then:

$$\mathfrak{F}'(v, \theta') = \frac{(-1)^v}{v!(v-1)!} \sum_{l=v}^{\infty} (-1)^l (2l+1) \frac{(l+v)!}{(l-v)!} e^{-l(l+1)\theta'}. \quad (3.29)$$

Since the ratio of factorials in the sum vanishes when $l = 0, \dots, v-1$ one may write:

$$\mathfrak{F}'(v, \theta') = \frac{(-1)^v}{v!(v-1)!} \sum_{l=0}^{\infty} (-1)^l (2l+1) \frac{(l+v)!}{(l-v)!} e^{-l(l+1)\theta'}. \quad (3.30)$$

Then, grouping the extreme factors in pairs, the ratio of factorials can be rewritten as:

$$\frac{(l+v)!}{(l-v)!} = \prod_{j=1}^v (l-v+j)(l+v-j+1) = \prod_{m=0}^{v-1} [l(l+1) - m(m+1)], \quad m = v-j. \quad (3.31)$$

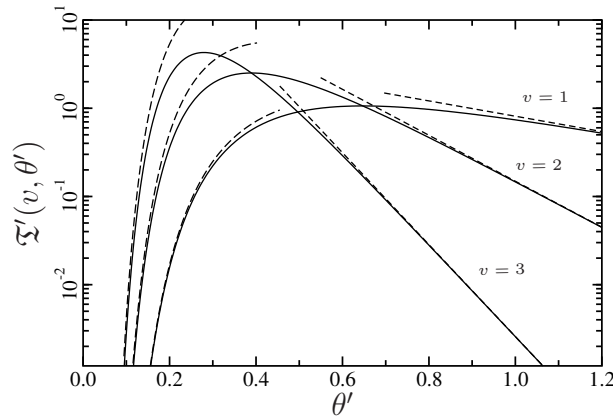


Figure 9. Probability density $\mathfrak{T}'(v, \theta')$, obtained by summing a large number of terms in (3.26), (full lines) and its asymptotic behaviour (3.27) when $\theta' \gg 1$ and (3.37) when $\theta' \ll 1$ (dashed lines)

Since $l(l+1)$ results from the action of the operator $-\partial/\partial\theta'$ on the exponential term, one may rewrite (3.30) as

$$\begin{aligned} \mathfrak{T}'(v, \theta') &= \frac{1}{v!(v-1)!} \prod_{m=0}^{v-1} \left[\frac{\partial}{\partial\theta'} + m(m+1) \right] \sum_{l=0}^{\infty} (-1)^l (2l+1) e^{-l(l+1)\theta'} . \\ &= \frac{1}{v!(v-1)!} \prod_{m=0}^{v-1} \left[\frac{\partial}{\partial\theta'} + m(m+1) \right] \frac{1}{2q^{1/4}} \left. \frac{\partial\vartheta_1(z, q)}{\partial z} \right|_{z=0}, \quad q = e^{-\theta'}, \end{aligned} \quad (3.32)$$

where $\vartheta_1(z, q)$ is the Jacobi theta function defined in (3.28).

The behaviour in the short scaled-time limit, $\theta' \ll 1$, can be obtained using Jacobi's imaginary transformation [34]. Introducing the notation

$$\vartheta_1(z|\tau) = \vartheta_1(z, q), \quad q = e^{i\pi\tau}, \quad \tau = i\frac{\theta'}{\pi}, \quad (3.33)$$

according to [34], one has

$$\left. \frac{\partial\vartheta_1(z|\tau)}{\partial z} \right|_{z=0} = \frac{1}{(-i\tau)^{3/2}} \left. \frac{\partial\vartheta_1(z| -1/\tau)}{\partial z} \right|_{z=0}, \quad (3.34)$$

so that

$$\frac{1}{2q^{1/4}} \left. \frac{\partial\vartheta_1(z, q)}{\partial z} \right|_{z=0} = \frac{e^{\theta'/4}}{2} \left(\frac{\pi}{\theta'} \right)^{3/2} \left. \frac{\partial\vartheta_1(z, e^{-\pi^2/\theta'})}{\partial z} \right|_{z=0}. \quad (3.35)$$

Accordingly, (3.32) transforms into:

$$\begin{aligned} \mathfrak{T}'(v, \theta') &= \frac{1}{v!(v-1)!} \\ &\times \prod_{m=0}^{v-1} \left[\frac{\partial}{\partial\theta'} + m(m+1) \right] \left[\left(\frac{\pi}{\theta'} \right)^{3/2} e^{-\pi^2/(4\theta') + \theta'/4} \sum_{l=0}^{\infty} (-1)^l (2l+1) e^{-l(l+1)\pi^2/\theta'} \right]. \end{aligned} \quad (3.36)$$

When $\theta' \ll 1$ the leading contribution comes from $l=0$ and the repeated application of $\partial/\partial\theta'$, so that finally:

$$\mathfrak{T}'(v, \theta') \simeq \frac{1}{2^{2v} v!(v-1)!} \left(\frac{\pi}{\theta'} \right)^{2v+3/2} e^{-\pi^2/(4\theta')}, \quad \theta' \ll 1. \quad (3.37)$$

The probability density vanishes at $\theta' = 0$ with an essential singularity. The asymptotic behaviour for small and large values of θ' is shown in figure 9.

4. Discussion

The probability distribution for the number of particles surviving at a given time in the diffusion-coalescence process on the fully-connected lattice (shown in figure 3) displays Gaussian fluctuations in the scaling limit. The mean value $\overline{s_N(t)}$ decays slowly at long time following the t^{-1} behaviour obtained in the mean-field approximation (1.2). After a rapid increase the variance goes through a maximum near $t = 2$ and then decays asymptotically as t^{-1} , too (see figure 2).

The probability distribution of the first-passage time through a given number v of surviving particles behaves quite differently, depending on the value of the particle density $x = v/N$ in the scaling limit. When x is non-vanishing (i.e., when $v = O(N)$) the mean first-passage time in (3.12) can be obtained by inverting the mean-field relation (1.2). The variance in (3.12) scales as N^{-1} and increases when x decreases. The fluctuations are Gaussian in the scaling limit (see figure 6). But the divergence of the variance at $x = 0$ signals the onset of a new scaling behaviour.

Indeed, in the extreme case where $v = O(1)$, the first-passage time in figure 8 displays strong non-Gaussian, non-self-averaging fluctuations. The mean value and the standard deviation in (3.20) diverge in the same way, as N , in the scaling limit, a characteristic of extreme value statistics [35, 36]. In order to reach a state with a few remaining particles the system can follow many alternative paths in configuration space, with a wide distribution of arrival times.

It is remarkable that the probability density of the first-passage time associated with a number v of surviving particles in (3.32) can be simply obtained by applying a product of $v - 1$ first-order differential operators on the probability density obtained for $v = 1$:

$$\begin{aligned} \mathfrak{F}'(v, \theta') &= \frac{1}{v!(v-1)!} \prod_{m=1}^{v-1} \left[\frac{\partial}{\partial \theta'} + m(m+1) \right] \mathfrak{F}'(1, \theta'), \\ \mathfrak{F}'(1, \theta') &= \sum_{l=1}^{\infty} (-1)^{l+1} l(l+1)(2l+1) e^{-l(l+1)\theta'}. \end{aligned} \quad (4.1)$$

As usual for Gaussian series these probability densities are related to Jacobi theta functions. They decay exponentially as $\theta' \rightarrow \infty$ and vanish with an essential singularity at $\theta' = 0$.

It is interesting to note that similar results have been obtained for fluctuating 1D interfaces. In the Edwards-Wilkinson [37] and Kardar-Parisi-Zhang [38] varieties, the interface configurations in the stationary state are described by Brownian paths. The probability distribution of the squared width, w^2 , of an interface with periodic boundary

conditions, involves a universal scaling function of $w^2/\overline{w^2}$ given by a Gaussian series [39]

$$\Phi(\theta') = \frac{\pi^2}{3} \sum_{l=1}^{\infty} (-1)^{l+1} l^2 e^{-l^2 \theta'}, \quad \theta' = \frac{\pi^2 w^2}{6 \overline{w^2}}, \quad (4.2)$$

with the same type of asymptotic behaviour as above for large and small values of θ' . The distribution of the maximal relative height, h_m , with free or periodic boundary conditions, also displays the same type of asymptotics in the variable h_m^2/L , where L is the size of the system [36, 40–42].

To conclude, among the possible extensions of the present work, let us mention the study of density-density correlation functions, $\overline{x(t)x(t')} - \overline{x(t)}\overline{x(t')}$, and the question of ageing which has been observed for diffusion-coalescence in 1D [43, 44].

Acknowledgments

L T gratefully acknowledges helpful discussions with Dragi Karevski and Malte Henkel. We thank Paul Krapivsky for bringing to our attention some prior results in reference [5].

Appendix A. Probability distribution $S_N(s, k)$ in the initial state

In this section we evaluate by induction the components $v_n^{(n)}$ satisfying the initial condition $S_N(s, 0) = \sum_{n=s}^N v_s^{(n)} = \delta_{s,N}$. Since $v_s^{(n)}$ defined in (2.6) is proportional to $v_n^{(n)}$, this defines a linear system of N equations with N unknowns, $v_n^{(n)}$. One starts with the last component $s = N$ which gives the obvious solution $v_N^{(N)} = 1$. Then the component $v_{N-1}^{(N-1)}$ is solution of $v_{N-1}^{(N-1)} = (N/2)v_N^{(N)} = N/2$. The next four coefficients are given explicitly by:

$$\begin{aligned} v_{N-2}^{(N-2)} &= \frac{1}{4} \frac{(N-1)^2 N}{2N-3}, & v_{N-3}^{(N-3)} &= \frac{1}{24} \frac{(N-2)(N-1)^2 N}{2N-5}, \\ v_{N-4}^{(N-4)} &= \frac{1}{96} \frac{(N-3)(N-2)^2(N-1)^2 N}{(2N-5)(2N-7)}, \\ v_{N-5}^{(N-5)} &= \frac{1}{960} \frac{(N-4)(N-3)(N-2)^2(N-1)^2 N}{(2N-7)(2N-9)} \end{aligned} \quad (A.1)$$

A further analysis of these expressions leads to a factorization of $v_n^{(n)}$ as

$$v_n^{(n)} = \prod_{j=1}^{N-n} \frac{(N-j)(N-j+1)}{j(N+n-j)} = \binom{2n-1}{n} \prod_{j=0}^{n-1} \frac{N-j}{N+j} \quad (A.2)$$

which is the result given in (2.9) leading to the complete summation formula for $S_N(s, k)$ in (2.11). The last expression comes from a rearrangement of the first product.

It will be convenient for later use to introduce the generating function

$$\mathcal{S}_N(y, k) = \sum_{s=1}^N s y^s S_N(s, k) = y \sum_{n=1}^N (2n-1) \prod_{j=0}^{n-1} \frac{N-j}{N+j} \left[1 - \frac{n(n-1)}{N^2} \right]^k \Sigma_n(y) \quad (A.3)$$

where, according to (2.11), the last factor is given by

$$\begin{aligned}\Sigma_n(y) &= \sum_{s=1}^n (-1)^{n-s} \binom{n+s-2}{2s-2} \binom{2s-2}{s-1} y^{s-1} \\ &= (-1)^{n-1} \sum_{r=0}^{n-1} \binom{r+n-1}{2r} \binom{2r}{r} (-y)^r = P_{n-1}(2y-1),\end{aligned}\quad (\text{A.4})$$

and $P_n(x)$ is a Legendre polynomial.

The last equality can be demonstrated starting with one of the multiple definitions of the Legendre polynomials in terms of derivatives:

$$P_n(x) = (2^n n!)^{-1} \frac{d^n [(x^2 - 1)^n]}{dx^n}. \quad (\text{A.5})$$

In particular one has:

$$\begin{aligned}P_n(2y-1) &= \frac{1}{n!} \frac{d^n}{dy^n} [y^n (y-1)^n] = \sum_{k=0}^n \binom{n}{k}^2 y^{n-k} (y-1)^k = \sum_{k=0}^n \binom{n}{k}^2 y^{n-k} \sum_{l=0}^k \binom{k}{l} y^l (-1)^{k-l} \\ &= \sum_{k=0}^n \sum_{r=n-k}^n y^r \binom{n}{k}^2 \binom{k}{r-n+k} (-1)^{r-n}.\end{aligned}\quad (\text{A.6})$$

One can then rearrange the terms in the sum as:

$$\begin{aligned}P_n(2y-1) &= \sum_{r=0}^n y^r (-1)^{r-n} \sum_{k=0}^r \binom{n}{k+n-r}^2 \binom{k+n-r}{k} = \sum_{r=0}^n y^r (-1)^{r-n} \binom{n}{r} \sum_{k=0}^r \binom{n}{r-k} \binom{r}{k} \\ &= \sum_{r=0}^n y^r (-1)^{r-n} \binom{r+n}{r} \binom{n}{r}.\end{aligned}\quad (\text{A.7})$$

The last sum is obtained using the Vandermonde's convolution formula for binomial coefficients. Then in (A.4) one can rearrange the product $\binom{r+n-1}{2r} \binom{2r}{r}$ as $\binom{r+n-1}{r} \binom{n-1}{r}$, so that (A.4) can be identified with (A.7) with n replaced by $n-1$.

Let us now check the initial condition $S_N(s, 0) = \delta_{s,N}$ at $k = 0$ for which $\mathcal{S}_N(y, 0) = Ny^N$. According to (A.3) and (A.4), one has:

$$\begin{aligned}\frac{\mathcal{S}_N(y, 0)}{y} &= \sum_{s=1}^N s y^{s-1} S_N(s, 0) = \sum_{n=1}^N (2n-1) \prod_{j=0}^{n-1} \frac{N-j}{N+j} P_{n-1}(2y-1) \\ &= \sum_{l=0}^{N-1} (2l+1) \prod_{j=0}^l \frac{N-j}{N+j} P_l(2y-1).\end{aligned}\quad (\text{A.8})$$

Let rewrite this function as

$$\phi_N(x) = \sum_{l=0}^{N-1} (2l+1) \prod_{j=0}^l \frac{N-j}{N+j} P_l(x) = \sum_{l=0}^{N-1} c_l P_l(x), \quad (\text{A.9})$$

the coefficients of the expansion are given by

$$c_l = (2l+1) \prod_{j=0}^l \frac{N-j}{N+j} = \frac{2l+1}{2} \int_{-1}^1 \phi_N(x) P_l(x) dx, \quad (\text{A.10})$$

so that

$$\frac{1}{2} \int_{-1}^1 \phi_N(x) P_l(x) dx = \prod_{j=0}^l \frac{N-j}{N+j} = \frac{N}{2} \int_{-1}^1 \left(\frac{1+x}{2} \right)^{N-1} P_l(x) dx, \quad (\text{A.11})$$

where the last expression follows from equation 7.127 in [45]. Finally

$$\phi_N(x) = N \left(\frac{1+x}{2} \right)^{N-1}, \quad \frac{\mathcal{S}_N(y, 0)}{y} = Ny^{N-1}, \quad (\text{A.12})$$

and $\mathcal{S}_N(s, 0) = \delta_{s,N}$ as required.

Appendix B. $\overline{s_N(t)}$ and $\overline{s_N^2(t)}$ when $N \gg 1$

Let us write:

$$P_{Nn} = \prod_{j=0}^{n-1} \frac{N-j}{N+j}, \quad E_{Nn}(t) = \left[1 - \frac{n(n-1)}{N^2} \right]^{tN}. \quad (\text{B.1})$$

For $N \gg 1$, the following expansions are obtained

$$\begin{aligned} \ln P_{Nn} &= \sum_{j=1}^{n-1} \left[\ln \left(1 - \frac{j}{N} \right) - \ln \left(1 + \frac{j}{N} \right) \right] = -2 \sum_{j=1}^{n-1} \left[\frac{j}{N} + \frac{j^3}{3N^3} + O\left(\frac{j^5}{N^5} \right) \right] \\ &= -\frac{n(n-1)}{N} - \frac{[n(n-1)]^2}{6N^3} + O\left(\frac{n^6}{N^5} \right), \\ \ln E_{Nn}(t) &= tN \ln \left[1 - \frac{n(n-1)}{N^2} \right] = -t \left[\frac{n(n-1)}{N} + \frac{[n(n-1)]^2}{2N^3} + O\left(\frac{n^6}{N^5} \right) \right], \end{aligned} \quad (\text{B.2})$$

so that:

$$\begin{aligned} P_{Nn} &= \exp \left[-\frac{n(n-1)}{N} - \frac{[n(n-1)]^2}{6N^3} \right] \left[1 + O\left(\frac{n^6}{N^5} \right) \right], \\ E_{Nn}(t) &= \exp \left\{ -t \left[\frac{n(n-1)}{N} + \frac{[n(n-1)]^2}{2N^3} \right] \right\} \left[1 + O\left(\frac{n^6}{N^5} \right) \right]. \end{aligned} \quad (\text{B.3})$$

These expressions are used to evaluate (2.13) and (2.18) when $N \gg 1$. Then:

$$\begin{aligned} \frac{\overline{s_N(t)}}{N} &\simeq \sum_{n=1}^{\infty} f(n), \quad \frac{\overline{s_N^2(t)}}{N^2} \simeq \sum_{n=1}^{\infty} g(n), \\ f(n) &= \frac{2n-1}{N} \exp \left[-\frac{n(n-1)}{N}(t+1) - \frac{[n(n-1)]^2}{6N^3}(3t+1) \right], \\ g(n) &= \frac{(2n-1)[1+n(n-1)]}{N} \exp \left[-\frac{n(n-1)}{N}(t+1) - \frac{[n(n-1)]^2}{6N^3}(3t+1) \right]. \end{aligned} \quad (\text{B.4})$$

These sums follow from the Euler-Maclaurin formula:

$$\sum_{n=1}^{\infty} \rho(n) = \int_0^{\infty} \rho(n) dn + \frac{1}{2} [\rho(\infty) - \rho(0)] + \frac{1}{12} [\rho'(\infty) - \rho'(0)] + \dots, \quad \rho = f, g. \quad (\text{B.5})$$

Using the change of variable $u = n(n-1)/N$ together with $\int_0^\infty du u^a e^{-bu} = \Gamma(a+1)/b^{a+1}$, one obtains:

$$\begin{aligned} \int_0^\infty f(n)dn &= \int_0^\infty du e^{-(t+1)u} - \frac{3t+1}{6N} \int_0^\infty du u^2 e^{-(t+1)u} + O(N^{-2}) , \\ &= \frac{1}{t+1} - \frac{3t+1}{3N(t+1)^3} + O(N^{-2}) , \\ \int_0^\infty g(n)dn &= \int_0^\infty du u e^{-(t+1)u} + \frac{1}{N} \int_0^\infty du e^{-(t+1)u} - \frac{3t+1}{6N} \int_0^\infty du u^3 e^{-(t+1)u} + O(N^{-2}) , \\ &= \frac{1}{(t+1)^2} + \frac{1}{N} \left[\frac{1}{t+1} - \frac{3t+1}{(t+1)^4} \right] + O(N^{-2}) . \end{aligned} \quad (\text{B.6})$$

The functions $f(n)$, $g(n)$ and their derivatives vanish exponentially at infinity. With $f(0) = -1/N$ and $f'(0) = 2/N$ one has to add a correction term $1/3N$ to the integral of $f(n)$ which gives:

$$\overline{\frac{s_N(t)}{N}} = \frac{1}{t+1} + \frac{1}{3N} \left[1 - \frac{3t+1}{(t+1)^3} \right] + O(N^{-2}) . \quad (\text{B.7})$$

The correction to the integral of $g(n)$, of order N^{-2} , is negligible so that:

$$\overline{\frac{s_N^2(t)}{N^2}} = \frac{1}{(t+1)^2} + \frac{1}{N(t+1)} \left[1 - \frac{3t+1}{(t+1)^3} \right] + O(N^{-2}) . \quad (\text{B.8})$$

The variance grows as N and is given by:

$$\overline{\frac{\Delta s_N^2(t)}{N}} = \frac{1}{3(t+1)} \left[1 - \frac{3t+1}{(t+1)^3} \right] + O(N^{-1}) . \quad (\text{B.9})$$

Appendix C. Continuum limit of the master equation for $S_N(s, k)$

We look for the form of the master equation (2.2) in the scaling limit. Making use of the scaled variables in (2.20) with $\overline{s_N(t)}$ taken from (2.19), the prefactors are rewritten as:

$$\begin{aligned} 1 - \frac{s(s-1)}{N^2} &= 1 - \frac{1}{(t+1)^2} - \frac{2\sigma}{N^{1/2}(t+1)} - \frac{1}{N} \left[\sigma^2 - \frac{1}{t+1} \right] + O(N^{-3/2}) , \\ \frac{s(s+1)}{N^2} &= \frac{1}{(t+1)^2} + \frac{2\sigma}{N^{1/2}(t+1)} + \frac{1}{N} \left[\sigma^2 + \frac{1}{t+1} \right] + O(N^{-3/2}) . \end{aligned} \quad (\text{C.1})$$

The probability density, $\mathfrak{S}(\sigma, t)$, given by the continuum limit of $N^{1/2}S_N(s, k)$, depends on s and k through the variables $\sigma(s, k)$ and $t(k)$. A Taylor expansion in s and k on the right-hand side of the master equation (2.2) leads to

$$\begin{aligned} \mathfrak{S} &= \left\{ 1 - \frac{1}{(t+1)^2} - \frac{1}{N^{1/2}} \frac{2\sigma}{t+1} - \frac{1}{N} \left[\sigma^2 - \frac{1}{t+1} \right] \right\} \left[\mathfrak{S} - \frac{\partial \mathfrak{S}}{\partial k} + \frac{1}{2} \frac{\partial^2 \mathfrak{S}}{\partial k^2} \right] \\ &\quad + \left\{ \frac{1}{(t+1)^2} + \frac{1}{N^{1/2}} \frac{2\sigma}{t+1} + \frac{1}{N} \left[\sigma^2 + \frac{1}{t+1} \right] \right\} \\ &\quad \times \left[\mathfrak{S} + \frac{\partial \mathfrak{S}}{\partial s} - \frac{\partial \mathfrak{S}}{\partial k} + \frac{1}{2} \frac{\partial^2 \mathfrak{S}}{\partial s^2} - \frac{\partial^2 \mathfrak{S}}{\partial s \partial k} + \frac{1}{2} \frac{\partial^2 \mathfrak{S}}{\partial k^2} \right] , \end{aligned} \quad (\text{C.2})$$

with partial derivatives given by:

$$\begin{aligned}\frac{\partial \mathfrak{G}}{\partial s} &= \frac{1}{N^{1/2}} \frac{\partial \mathfrak{G}}{\partial \sigma}, & \frac{\partial \mathfrak{G}}{\partial k} &= \frac{1}{N^{1/2}(t+1)^2} \frac{\partial \mathfrak{G}}{\partial \sigma} + \frac{1}{N} \frac{\partial \mathfrak{G}}{\partial t}, \\ \frac{\partial^2 \mathfrak{G}}{\partial s^2} &= \frac{1}{N} \frac{\partial^2 \mathfrak{G}}{\partial \sigma^2}, & \frac{\partial^2 \mathfrak{G}}{\partial s \partial k} &= \frac{1}{N(t+1)^2} \frac{\partial^2 \mathfrak{G}}{\partial \sigma^2} + \mathcal{O}(N^{-3/2}) \\ \frac{\partial^2 \mathfrak{G}}{\partial k^2} &= \frac{1}{N(t+1)^4} \frac{\partial^2 \mathfrak{G}}{\partial \sigma^2} + \mathcal{O}(N^{-3/2}).\end{aligned}\tag{C.3}$$

Higher derivatives, of order $N^{-3/2}$ or smaller, can be neglected.

Collecting the coefficients of the different powers of $N^{-1/2}$ in (C.2) the first non-vanishing contributions, of order N^{-1} , lead to the partial differential equation (2.21).

Appendix D. Calculation of $\overline{\Delta t_N^2(v)}$ in the scaling limit when $v = \mathcal{O}(N)$

The variance in (3.11) involves the sum

$$H_{N,2} - H_{v,2} = \sum_{n=v+1}^N \frac{1}{n^2},\tag{D.1}$$

which can be evaluated using Euler-Maclaurin formula under the form

$$\sum_{n=v+1}^N h(n) = \int_v^N h(n) dn + \frac{1}{2}[h(N) - h(v)] + \frac{1}{12}[h'(N) - h'(v)] + \dots, \quad h(n) = \frac{1}{n^2},\tag{D.2}$$

leading to:

$$H_{N,2} - H_{v,2} = \frac{1}{v} - \frac{1}{N} + \frac{1}{2} \left(\frac{1}{N^2} - \frac{1}{v^2} \right) + \frac{1}{6} \left(\frac{1}{v^3} - \frac{1}{N^3} \right) + \dots.\tag{D.3}$$

In the scaling limit, with $v = Nx$, one obtains

$$2N^2(H_{N,2} - H_{v,2}) = -2N \left(1 - \frac{1}{x} \right) + 1 - \frac{1}{x^2} + \frac{1}{3N} \left(\frac{1}{x^3} - 1 \right) + \mathcal{O}(N^{-2}).\tag{D.4}$$

Inserting this expression in (3.11), the leading contribution to the variance is of order N^{-1} and reads:

$$\overline{\Delta t_N^2(x)} = \frac{1}{N} \left(\frac{2}{3} - \frac{1}{x} + \frac{1}{3x^3} \right) + \mathcal{O}(N^{-2}).\tag{D.5}$$

Appendix E. Continuum limit of the master equation for $T_N(v, k)$ when $v = \mathcal{O}(N)$

Using the scaled variables defined in (3.13) together with $\overline{t_N(x)}$ given by (3.12), the prefactors on the right of the the master equation (3.16) take the following forms:

$$1 - \frac{v(v+1)}{N^2} = 1 - x^2 - \frac{x}{N}, \quad \frac{v(v+1)}{N^2} = x^2 + \frac{x}{N}.\tag{E.1}$$

The probability density $\mathfrak{T}(x, \theta)$, which corresponds to $N^{1/2}T_N(v, k)$ in the scaling limit, depends on v and k through the variables $x(v)$ and $\theta(v, k)$. A Taylor expansion in v and k of \mathfrak{T} on the right-hand side of the master equation (3.16) leads to:

$$\begin{aligned} \mathfrak{T} = & \left(1 - x^2 - \frac{x}{N}\right) \left(\mathfrak{T} - \frac{\partial \mathfrak{T}}{\partial k} + \frac{1}{2} \frac{\partial^2 \mathfrak{T}}{\partial k^2}\right) \\ & + \left(x^2 + \frac{x}{N}\right) \left(\mathfrak{T} + \frac{\partial \mathfrak{T}}{\partial v} - \frac{\partial \mathfrak{T}}{\partial k} + \frac{1}{2} \frac{\partial^2 \mathfrak{T}}{\partial v^2} - \frac{\partial^2 \mathfrak{T}}{\partial v \partial k} + \frac{1}{2} \frac{\partial^2 \mathfrak{T}}{\partial k^2}\right). \end{aligned} \quad (\text{E.2})$$

The partial derivatives are given by:

$$\begin{aligned} \frac{\partial \mathfrak{T}}{\partial v} &= \frac{1}{N^{1/2}x^2} \frac{\partial \mathfrak{T}}{\partial \theta} + \frac{1}{N} \frac{\partial \mathfrak{T}}{\partial x}, & \frac{\partial \mathfrak{T}}{\partial k} &= \frac{1}{N^{1/2}} \frac{\partial \mathfrak{T}}{\partial \theta}, \\ \frac{\partial^2 \mathfrak{T}}{\partial v^2} &= \frac{1}{Nx^4} \frac{\partial^2 \mathfrak{T}}{\partial \theta^2} + \text{O}(N^{-3/2}), & \frac{\partial^2 \mathfrak{T}}{\partial v \partial k} &= \frac{1}{Nx^2} \frac{\partial^2 \mathfrak{T}}{\partial \theta^2} + \text{O}(N^{-3/2}) \\ \frac{\partial^2 \mathfrak{T}}{\partial k^2} &= \frac{1}{N} \frac{\partial^2 \mathfrak{T}}{\partial \theta^2}. \end{aligned} \quad (\text{E.3})$$

As before, higher derivatives are of order $N^{-3/2}$ or smaller.

Collecting the coefficients of the different powers of $N^{-1/2}$ in (E.2), the first non-vanishing contributions are of order N^{-1} and give the partial differential equation (3.17).

Appendix F. Normalization of $\mathfrak{T}'(v, \theta')$

Changing the summation index into $l = n - v - 1$ in (3.26) gives

$$\mathfrak{T}'(v, \theta') = \frac{1}{v!(v-1)!} \sum_{l=0}^{\infty} (-1)^l (2l+2v+1) \frac{(l+2v)!}{l!} e^{-(l+v)(l+v+1)\theta'}, \quad (\text{F.1})$$

so that:

$$\begin{aligned} \mathcal{N} = \int_0^{\infty} \mathfrak{T}'(v, \theta') d\theta' &= \frac{(2v)!}{v!(v-1)!} \sum_{l=0}^{\infty} (-1)^l \frac{2l+2v+1}{(l+v)(l+v+1)} \binom{l+2v}{l} \\ &= \frac{(2v)!}{v!(v-1)!} \sum_{l=0}^{\infty} (-1)^l \left(\frac{1}{l+v} + \frac{1}{l+v+1} \right) \binom{l+2v}{l} \\ &= \frac{(2v)!}{v!(v-1)!} \left[\underbrace{\sum_{l=0}^{\infty} \frac{(-1)^l}{l+v} \binom{l+2v}{l}}_{S_0(1)} + \underbrace{\sum_{l=0}^{\infty} \frac{(-1)^l}{l+v+1} \binom{l+2v}{l}}_{S_1(1)} \right]. \end{aligned} \quad (\text{F.2})$$

Here $S_0(1)$ and $S_1(1)$ are the values of the function

$$S_n(y) = \sum_{l=0}^{\infty} \frac{(-1)^l}{l+v+n} \binom{l+2v}{l} y^{l+v+n} \quad (\text{F.3})$$

when $y \rightarrow 1_-$. Its derivative is given by:

$$\frac{dS_n}{dy} = \sum_{l=0}^{\infty} (-1)^l \binom{l+2v}{l} y^{l+v+n-1} = \frac{y^{v+n-1}}{(1+y)^{2v+1}}, \quad |y| < 1. \quad (\text{F.4})$$

Since $v > 0$ one has $S_n(0) = 0$ and

$$S_0(1) + S_1(1) = \lim_{\epsilon \rightarrow 0} \int_0^{1-\epsilon} \left[\frac{y^{v-1}}{(1+y)^{2v+1}} + \frac{y^v}{(1+y)^{2v+1}} \right] dy = \int_0^1 \frac{y^{v-1}}{(1+y)^{2v}} dy. \quad (\text{F.5})$$

With the change of variables $y = z/(1-z)$ one obtains

$$S_0(1) + S_1(1) = \int_0^{1/2} z^{v-1} (1-z)^{v-1} dz = \frac{B(v, v)}{2} = \frac{v!(v-1)!}{(2v)!}, \quad (\text{F.6})$$

where $B(v, v)$ is the Euler beta function. Thus, according to (F.2), $\mathcal{N} = 1$, as required.

Actually \mathcal{N} in (F.2) is an alternate divergent series which can be summed using the original method of Euler [46] which goes as follows (see [47, 48]). Given the alternate series $\mathcal{N} = a - b + c - d + e - \dots$, build the sequences of successive finite differences

$$\begin{aligned} \Delta^1 &= b - a, c - b, d - c, e - d, \dots & \alpha &= b - a, \\ \Delta^2 &= c - 2b + a, d - 2c + b, e - 2d + c, \dots & \beta &= c - 2b + a, \\ \Delta^3 &= d - 3c + 3b - a, e - 3d + 3c - b, \dots & \gamma &= d - 3c + 3b - a, \\ &\vdots & &\vdots \end{aligned} \quad (\text{F.7})$$

until eventually the differences vanish. Then the sum is given by:

$$\mathcal{N} = \frac{a}{2} - \frac{\alpha}{4} + \frac{\beta}{8} - \frac{\gamma}{16} + \dots. \quad (\text{F.8})$$

For example, when $v = 2$

$$\begin{aligned} \mathcal{N} &= 10 - 35 + 81 - 154 + 260 - 405 + \dots & a &= 10, \\ \Delta^1 &= 25, 46, 73, 106, 145, \dots & \alpha &= 25, \\ \Delta^2 &= 21, 27, 33, 39, \dots & \beta &= 21, \\ \Delta^3 &= 6, 6, 6, \dots & \gamma &= 6, \\ \Delta^4 &= 0, 0, \dots & \delta &= 0, \end{aligned} \quad (\text{F.9})$$

and $\mathcal{N} = 10/2 - 25/4 + 21/8 - 6/16 = 1$.

References

- [1] Hinrichsen H 2000 *Adv. Phys.* **49** 815
- [2] Ódor G 2004 *Rev. Mod. Phys.* **76** 663
- [3] Henkel M, Hinrichsen H and Lübeck S 2008 *Non-equilibrium phase transitions: absorbing phase transitions* vol 1 (Heidelberg: Springer)
- [4] Ódor G 2008 *Universality in non-equilibrium lattice systems* (Singapore: World Scientific)
- [5] Krapivsky P L, Redner S and Ben-Naim E 2010 *A Kinetic View of Statistical Physics* (New York: Cambridge University Press)
- [6] Ovchinnikov A A and Zeldovich Y B 1978 *Chemical Physics* **28** 215
- [7] Bramson M and Griffeath D 1980 *Z. Wahrscheinlichkeitstheorie verw. Gebiete* **53** 183
- [8] Toussaint D and Wilczek F 1983 *J. Chem. Phys.* **78** 2642
- [9] Kang K and Redner S 1984 *Phys. Rev. Lett.* **52** 955
- [10] Kang K and Redner S 1984 *Phys. Rev. A* **30** 2833
- [11] Peliti L 1986 *J. Phys. A: Math. Gen.* **19** L365
- [12] Lushnikov A A 1987 *Physics Letters A* **120** 135

- [13] Spouge J L 1988 *Phys. Rev. Lett.* **60** 871 erratum **60** (1988) 1885
- [14] Bramson M and Lebowitz J L 1988 *Phys. Rev. Lett.* **61** 2397
- [15] Doering C R and ben Avraham D 1989 *Phys. Rev. Lett.* **62** 2563
- [16] Privman V 1992 *Phys. Rev. A* **46** R6140
- [17] Alcaraz F, Droz M, Henkel M and Rittenberg V 1994 *Ann. Phys.* **230** 250
- [18] Lee B P 1994 *J. Phys. A: Math. Gen.* **27** 2633
- [19] Lee B P and Cardy J 1995 *J. Stat. Phys.* **80** 971
- [20] J Bray A, N Majumdar S and Blythe R 2003 *Phys. Rev. E* **67** 060102
- [21] Henkel M, Orlandini E and Schutz G M 1995 *Journal of Physics A: Math. Gen.* **28** 6335
- [22] Schütz G 2001 Exactly solvable models for many-body systems far from equilibrium *Phase Transitions and Critical Phenomena* vol 19 ed Domb C and Lebowitz J (Academic Press) p 1
- [23] Täuber U C, Howard M and Vollmayr-Lee B P 2005 *J. Phys. A: Math. Gen.* **38** R79
- [24] Frielander S K 1977 *Smoke, Dust and Haze: Fundamentals of Aerosol Behavior* (New York: Wiley)
- [25] Zel'dovich Y B and Mikhailov A S 1987 *Sov. Phys. Usp.* **30** 977
- [26] Ovchinnikov A A, Timashev S F and Belyi A A 1989 *Kinetics of Diffusion Controlled Chemical Processes* (New York: Nova Science Publishers Inc)
- [27] Grindrod P 1991 *Patterns and Waves: The Theory and Applications of Reaction-Diffusion Equations* (Oxford: Clarendon)
- [28] ben Avraham D and Glasser M L 065107 *J. Phys.: Condens. Matter* **19** 2007
- [29] Prasad J and Kopelman R 1989 *Chem. Phys. Lett.* **157** 535
- [30] Kopelman R, Li C S and Shi Z Y 1990 *J. Luminescence* **45** 40
- [31] Kroon R, Fleurent H and Sprik R 1993 *Phys. Rev. E* **47** 2462
- [32] Turban L 2014 *J. Phys. A: Math. Theor.* **47** 385004
- [33] Turban L 2015 *J. Phys. A: Math. Theor.* **48** 445001
- [34] Whittaker E T and Watson G N 1927 *A Course of Modern Analysis* (Cambridge: Cambridge University Press) pp 474–476
- [35] Majumdar S N and Ziff R M 2008 *Phys. Rev. Lett.* **101** 050601
- [36] Fortin J-Y and Clusel M 2015 *J. Phys. A: Math. Theor.* **48** 183001
- [37] Edwards S and Wilkinson D 1982 *Proc. R. Soc. London A* **381** 17
- [38] Kardar M, Parisi G and Zhang Y C 1986 *Phys. Rev. Lett.* **56** 889
- [39] Foltin G, Oerding K, Rácz Z, Workman R L and Zia R K P 1994 *Phys. Rev. E* **50** R639
- [40] Majumdar S N and Comtet A 2004 *Phys. Rev. Lett.* **92** 225501
- [41] Majumdar S N and Comtet A 2005 *J. Stat. Phys.* **119** 777
- [42] Majumdar S N 2005 *Current Science* **89** 2076
- [43] Durang X, Fortin J-Y, Biondo D D, Henkel M and Richert J 2010 *J. Stat. Mech.* P04002
- [44] Durang X, Fortin J-Y and Henkel M 2011 *J. Stat. Mech.* P02030
- [45] Gradshteyn I S and Ryzhik I M 1980 *Table of Integrals, Series, and Products* (New York: Academic Press) p 797
- [46] Euler L 1754/55 *Novi Comm. Acad. Sci. Petrop.* **5** 205, available through the Euler Archive at <http://eulerarchive.maa.org/docs/originals/E247.pdf>
- [47] Hardy G H 1949 *Divergent Series* (London: Oxford University Press) pp 7–8
- [48] Sandifer C E 2007 *How Euler Did It* (Washington D C: MAA Press) p 177; available through the Euler Archive at <http://eulerarchive.maa.org/hedi/HEDI-2006-06.pdf>