



HAL
open science

A panorama of dispersion curves for the weighted isotropic relaxed micromorphic model

Marco Valerio d'Agostino, Gabriele Barbagallo, Ionel-Dumitrel Ghiba, Angela Madeo, Patrizio Neff

► **To cite this version:**

Marco Valerio d'Agostino, Gabriele Barbagallo, Ionel-Dumitrel Ghiba, Angela Madeo, Patrizio Neff. A panorama of dispersion curves for the weighted isotropic relaxed micromorphic model. *Journal of Applied Mathematics and Mechanics / Zeitschrift für Angewandte Mathematik und Mechanik*, 2017, 10.1002/zamm.201600227 . hal-01720473

HAL Id: hal-01720473

<https://hal.science/hal-01720473v1>

Submitted on 1 Mar 2018

HAL is a multi-disciplinary open access archive for the deposit and dissemination of scientific research documents, whether they are published or not. The documents may come from teaching and research institutions in France or abroad, or from public or private research centers.

L'archive ouverte pluridisciplinaire **HAL**, est destinée au dépôt et à la diffusion de documents scientifiques de niveau recherche, publiés ou non, émanant des établissements d'enseignement et de recherche français ou étrangers, des laboratoires publics ou privés.

A panorama of dispersion curves for the weighted isotropic relaxed micromorphic model

Marco Valerio d'Agostino¹ and Gabriele Barbagallo² and Ionel-Dumitrel Ghiba³
and Angela Madeo⁴ and Patrizio Neff⁵

Dedicated to David J. Steigmann on the occasion of his 60th birthday

October 12, 2016

Abstract

We consider the weighted isotropic relaxed micromorphic model and provide an in depth investigation of the characteristic dispersion curves when the constitutive parameters of the model are varied. The weighted relaxed micromorphic model generalizes the classical relaxed micromorphic model previously introduced by the authors, since it features the Cartan-Lie decomposition of the tensors $P_{,t}$ and $\text{Curl} P$ in their dev sym, skew and spheric part. It is shown that the split of the tensor $P_{,t}$ in the micro-inertia provide an independent control of the cut-offs of the optic banches. This is crucial for the future calibration of the relaxed micromorphic model on real band-gap metamaterials.

Even if the physical interest of the introduction of the split of the tensor $\text{Curl} P$ is less evident than in the previous case, we discuss in detail which is its effect on the dispersion curves. Finally, we also provide a complete parametric study involving all the constitutive parameters of the introduced model, so giving rise to an exhaustive panorama of dispersion curves for the relaxed micromorphic model.

Keywords: planar harmonic waves, relaxed micromorphic model, generalized continua, dynamic problem, micro-elasticity, size effects, wave propagation, band gaps.

AMS 2010 subject classification: 74A10 (stress), 74A30 (nonsimple materials), 74A35 (polar materials), 74A60 (micromechanical theories), 74B05 (classical linear elasticity), 74M25 (micromechanics), 74Q15 (effective constitutive equations), 74J05 (Linear waves).

¹Marco Valerio d'Agostino, corresponding author, marco-valerio.dagostino@insa-lyon.fr, LGCIE, INSA-Lyon, Université de Lyon, 20 avenue Albert Einstein, 69621, Villeurbanne cedex, France

²Gabriele Barbagallo, gabriele.barbagallo@insa-lyon.fr, LaMCoS-CNRS & LGCIE, INSA-Lyon, Université de Lyon, 20 avenue Albert Einstein, 69621, Villeurbanne cedex, France

³Ionel-Dumitrel Ghiba, dumitrel.ghiba@uaic.ro, Lehrstuhl für Nichtlineare Analysis und Modellierung, Fakultät für Mathematik, Universität Duisburg-Essen, Thea-Leymann Str. 9, 45127 Essen, Germany; Alexandru Ioan Cuza University of Iași, Department of Mathematics, Blvd. Carol I, no. 11, 700506 Iași, Romania; and Octav Mayer Institute of Mathematics of the Romanian Academy, Iași Branch, 700505 Iași, Romania

⁴Angela Madeo, angela.madeo@insa-lyon.fr, LGCIE, INSA-Lyon, Université de Lyon, 20 avenue Albert Einstein, 69621, Villeurbanne cedex, France

⁵Patrizio Neff, corresponding author, patrizio.neff@uni-due.de, Head of Chair for Nonlinear Analysis and Modelling, Fakultät für Mathematik, Universität Duisburg-Essen, Mathematik-Carrée, Thea-Leymann-Straße 9, 45127 Essen, Germany

Contents

1	Notation	4
2	Variational formulation of the relaxed model	5
2.1	Constitutive assumptions on the energy density and equations of motion in strong form	6
2.2	Internal variable model	8
3	Limit passage to classical linear elasticity for vanishing micro-inertia	8
4	Plane wave propagation in isotropic relaxed micromorphic media	9
4.1	Analysis of dispersion curves	12
4.1.1	Cut-off frequencies	13
4.1.2	Oblique asymptotes	13
4.1.3	Horizontal asymptotes	14
4.1.4	Tangents in 0 to the acoustic curves	17
5	Action of the material parameters on the behavior of the dispersion curves	18
5.1	Classical results	18
5.2	The classical relaxed micromorphic model and the internal variable model	20
5.3	A panorama of dispersion curves for the weighted relaxed micromorphic model.	21
5.3.1	Case $\mu_c > 0$, $\lim_{\alpha_1 \rightarrow 0}$	21
5.3.2	Case $\mu_c > 0$, $\lim_{\alpha_2 \rightarrow 0}$	23
5.3.3	Case $\mu_c > 0$, $\lim_{\alpha_3 \rightarrow 0}$	24
5.3.4	Case $\mu_c > 0$, $\lim_{\alpha_2, \alpha_3 \rightarrow 0}$	25
5.3.5	Vanishing Cosserat couple modulus $\mu_c = 0$ and $\lim_{\alpha_1 \rightarrow 0}$	26
5.3.6	Vanishing Cosserat couple modulus $\mu_c = 0$ and $\lim_{\alpha_2 \rightarrow 0}$	27
5.3.7	Vanishing Cosserat couple modulus $\mu_c = 0$ and $\lim_{\alpha_3 \rightarrow 0}$	28
5.4	Variation of the micro-inertia weighting	29
5.4.1	Case $\eta_1 \rightarrow 0$	29
5.4.2	Case $\eta_2 \rightarrow 0$	30
5.4.3	Case $\eta_3 \rightarrow 0$	30
5.4.4	Cases $\eta_1, \eta_2, \eta_3 \rightarrow 0$: the fundamental role of the micro-inertia for enriched continuum mechanics	31
5.4.5	Case $\eta_1 \rightarrow +\infty$	32
5.4.6	Case $\eta_2 \rightarrow +\infty$	33
5.4.7	Case $\eta_3 \rightarrow +\infty$	34
5.4.8	Cases $\eta_1, \eta_2, \eta_3 \rightarrow +\infty$: a rigidified Cauchy material	35
5.5	Other interesting cases	36
5.5.1	Case $\mu_e \rightarrow +\infty$ and L_c decreasing	36
5.5.2	Case $\mu_e, \mu_{\text{micro}}, \mu_c \rightarrow +\infty$	37
5.5.3	Case $\mu_{\text{micro}} \rightarrow +\infty$ “Cosserat limit”	37
5.5.4	Case $\mu_{\text{micro}}, \mu_c \rightarrow +\infty$ and $\eta \rightarrow 0$ “indeterminate couple stress theory”	37
6	Acknowledgments	39
7	Appendix	40
7.1	Variation of the kinetic energy	40
7.2	Variation of the part B of the potential energy	41
7.3	Derivation of PDEs in the new variables	41
7.4	Determination of slopes of the acoustic branches	47
7.5	Derivation of strong equations for the Cosserat model and indeterminate couple stress model	47

Introduction

The micromorphic framework is increasingly used as an algorithmic device to regularize gradient-elasticity or gradient plasticity models (see e.g. [12, 13]). In these cases, the problem of understanding the genuine physical meaning which can be associated to micromorphic models does not arise, since the micromorphic framework is simply used as a tool for the regularization of higher order models. With a completely different perspective, in a series of works [24, 25, 20, 26], we started looking for real situations in which micromorphic models can be used to properly convey important physical informations to the modeling of the actual mechanical behavior of some microstructured materials. More particularly, we focused our attention on the newly introduced relaxed micromorphic model⁶ (see [1, 15, 30, 31, 32, 36, 35]) to investigate the unorthodox dynamical properties of band-gap metamaterials, i.e. microstructured materials which are able to inhibit wave propagation in precise frequency ranges. Similarly to the classical micromorphic models originally introduced by Mindlin and Eringen [28, 10], the relaxed micromorphic model features an enriched kinematics to account e.g. for microscopic motions in the interior of the considered macroscopic continuum. Additionally to the classical macroscopic *displacement* vector field $u(x, t)$, the micromorphic models typically introduce supplementary, microstructure-related, degrees of freedom by means of a second order tensor field $P(x, t)$ which is known as *micro-distortion* tensor. The relaxed micromorphic model differs from more classical micromorphic ones in the sense that the higher order space derivatives of the field P are constitutively introduced in the strain energy density not through the whole gradient of P , but only through its Curl. The fact of using the Curl of the micro-distortion tensor is rather common when dealing with dislocation based gradient plasticity (see e.g. [6, 2, 3, 4, 5, 8, 9, 7, 11, 17, 33, 38, 40, 42]), but this is indeed not the case when considering pure elasticity in which the standard formulations commonly introduce the whole gradient ∇P of the micro-distortion tensor P . As a matter of fact, the use of micromorphic models which only consider the Curl of the micro-distortion in a purely linear-elastic framework can shed light on the modeling of non-local metamaterials which exhibit band-gap behaviors [24, 25, 20, 26, 23, 22, 21].

In the present work, we provide a generalization of the isotropic relaxed micromorphic model used in [24, 25, 20, 26] based on the Cartan-Lie decomposition of the micro-distortion tensor P and of its Curl. Such decomposition allows us to introduce, in the isotropic setting, three parameters for the micro-inertia and three internal length associated to the space derivatives of P appearing through $\text{Curl } P$. If the physical meaning of the three micro-inertia parameters may be rather intuitively related to a distinction of the weights attributed to the distortional, rotational and volumetric expansion vibration modes at the level of the unit cell, a clear interpretation of the introduction of three different characteristic lengths is less immediate. In the view of applications, we will be able to show in the short term whether it is worth introducing three different micro-inertia parameters for real band-gap metamaterials. The phenomenological interest of the actual distinction of the non-localities associated to three different internal lengths will be also investigated in further works.

In this paper, we discuss the effect that the introduced split of the micro-inertia and of the internal lengths has on the dispersion curves of the considered relaxed micromorphic model. We present and discuss in detail the specific effects that the micro-inertia parameters and the characteristic lengths have on the characteristic of the dispersion curves, in general, and of the band-gaps, in particular. The split on the micro-inertia is found to be fundamental for the description of real metamaterials, since it gives the possibility of controlling separately the cut-offs of the optic curves in the dispersion diagram.

We obtain the previously introduced results [25] with a unique micro-inertia parameter and internal length as a suitable limiting case of the more general model presented here. We then focus our attention on another particular limiting case that is the one with vanishing internal lengths. Such particular case of the relaxed micromorphic model in which no derivatives of the micro-distortion tensor appear can be called as an “internal variable model” (in the Cosserat framework this approach has been named “reduced Cosserat model”, see [18, 16]) and may be of interest for the description of some band gap metamaterials for which the so-called hypothesis of separation of scales is verified (see e.g. [41, 39]).

For all the proposed cases, we show the direct effect of the variation of any single parameter on the dispersion curves and on the band gap characteristics. This paper is now organized as follows:

- in chapter 1 we introduce the notations used in the paper,
- in chapter 2 we present the weighted relaxed micromorphic model in the unbounded domain \mathbb{R}^3 in a variational form and we derive the PDEs governing the system,

⁶We use the term **relaxed** in its proper english meaning and not in the sense of finding the lower semi-continuous hull. Indeed, the relaxed micromorphic continuum is always lower semi-continuous, but, contrary to the classical micromorphic model, the assumption on the constitutive coefficients are much weakened (relaxed). Notably, constraining the micro-distortion $P = \nabla u$ does not lead to a second-gradient model but leads back to classical linear elasticity without characteristic length scale.

- in chapter 3 we show how it is possible to recover the classical linear elasticity model from the relaxed micromorphic model,
- in chapter 4 we introduce the plane wave ansatz on the unknown kinematical fields in order to show how it is possible to reduce the system of governing PDEs to an algebraic problem, finding also the dispersion curves.
- in chapter 5 we perform a parametric study on the influence of the material parameters on the behavior of the dispersion curves.

1 Notation

Throughout this paper the Einstein convention of sum over repeated indexes is used if not differently specified. We denote by $\mathbb{R}^{3 \times 3}$ the set of real 3×3 second order tensors and by $\mathbb{R}^{3 \times 3 \times 3}$ the set of real $3 \times 3 \times 3$ third order tensors. The standard Euclidean scalar product on $\mathbb{R}^{3 \times 3}$ is given by $\langle X, Y \rangle_{\mathbb{R}^{3 \times 3}} = \text{tr}(X \cdot Y^T)$ and, thus, the Frobenius tensor norm is $\|X\|^2 = \langle X, X \rangle_{\mathbb{R}^{3 \times 3}}$. Moreover, the identity tensor on $\mathbb{R}^{3 \times 3}$ will be denoted by $\mathbf{1}$, so that $\text{tr}(X) = \langle X, \mathbf{1} \rangle$. We adopt the usual abbreviations of Lie-algebra theory, i.e.:

- $\text{Sym}(3) := \{X \in \mathbb{R}^{3 \times 3} \mid X^T = X\}$ denotes the vector-space of all symmetric 3×3 matrices
- $\mathfrak{so}(3) := \{X \in \mathbb{R}^{3 \times 3} \mid X^T = -X\}$ is the Lie-algebra of skew symmetric tensors
- $\mathfrak{sl}(3) := \{X \in \mathbb{R}^{3 \times 3} \mid \text{tr}(X) = 0\}$ is the Lie-algebra of traceless tensors
- $\mathbb{R}^{3 \times 3} \simeq \mathfrak{gl}(3) = \{\mathfrak{sl}(3) \cap \text{Sym}(3)\} \oplus \mathfrak{so}(3) \oplus \mathbb{R} \cdot \mathbf{1}$ is the *orthogonal Cartan-decomposition of the Lie-algebra*

In other words, for all $X \in \mathbb{R}^{3 \times 3}$, we consider the decomposition

$$X = \text{dev sym}X + \text{skew}X + \frac{1}{3}\text{tr}(X) \mathbf{1} \quad (1)$$

where:

- $\text{sym}X = \frac{1}{2}(X^T + X) \in \text{Sym}(3)$ is the symmetric part of X ,
- $\text{skew}X = \frac{1}{2}(X - X^T) \in \mathfrak{so}(3)$ is the skew-symmetric part of X ,
- $\text{dev}X = X - \frac{1}{3}\text{tr}(X) \mathbf{1} \in \mathfrak{sl}(3)$ is the deviatoric part of X .

Throughout this paper we denote:

- the sixth order tensors $\widehat{\mathbb{L}} : \mathbb{R}^{3 \times 3 \times 3} \rightarrow \mathbb{R}^{3 \times 3 \times 3}$, by a hat,
- the fourth order tensors $\overline{\mathbb{C}} : \mathbb{R}^{3 \times 3} \rightarrow \mathbb{R}^{3 \times 3}$, by an overline,
- without superscripts, the classical fourth order tensors acting only on symmetric matrices $\mathbb{C} : \text{Sym}(3) \rightarrow \text{Sym}(3)$ or skew-symmetric ones $\mathbb{C}_c : \mathfrak{so}(3) \rightarrow \mathfrak{so}(3)$,
- the second order tensors $\widetilde{\mathbb{C}}_c : \mathbb{R}^3 \rightarrow \mathbb{R}^3$ appearing as elastic stiffness, by a tilde.

We denote by $\overline{\mathbb{C}}X$ the linear application of a 4^{th} order tensor to a 2^{nd} order tensor and also for the linear application of a 6^{th} order tensor $\widehat{\mathbb{L}}$ to a 3^{rd} order tensor. In symbols, we have:

$$(\overline{\mathbb{C}}X)_{ij} = \overline{\mathbb{C}}_{ijkh}X_{hk}, \quad (\widehat{\mathbb{L}}A)_{ijh} = \widehat{\mathbb{L}}_{ijhpqr}A_{pqr}. \quad (2)$$

The operation of simple contraction between tensors of suitable order is denoted by a central dot as, for example:

$$(\widetilde{\mathbb{C}} \cdot v)_i = \widetilde{\mathbb{C}}_{ij}v_j, \quad (\widetilde{\mathbb{C}} \cdot X)_{ij} = \widetilde{\mathbb{C}}_{ih}X_{hj}. \quad (3)$$

Typical conventions for differential operations are implied such as a comma followed by a subscript to denote the partial derivative with respect to the corresponding Cartesian coordinate, i.e. $(\cdot)_{,j} = \frac{\partial(\cdot)}{\partial x_j}$.

The curl of a vector field v is defined as⁷

$$(\operatorname{curl} v)_i = \varepsilon_{ijk} v_{k,j},$$

where ε_{ijk} is the Levi-Civita third order permutation tensor. Let X be a two order tensor field and X_1, X_2, X_3 three vector fields such that

$$X = \begin{pmatrix} X_1^T \\ X_2^T \\ X_3^T \end{pmatrix}.$$

The Curl of X is defined as follows:

$$\operatorname{Curl} X = \begin{pmatrix} (\operatorname{curl} X_1)^T \\ (\operatorname{curl} X_2)^T \\ (\operatorname{curl} X_3)^T \end{pmatrix},$$

that in indices is

$$(\operatorname{Curl} X)_{ij} = \varepsilon_{jmn} X_{in,m}.$$

For the iterated Curl we find

$$\begin{aligned} (\operatorname{Curl} \operatorname{Curl} P)_{ij} &= \varepsilon_{jmn} (\operatorname{Curl} P)_{in,m} = \varepsilon_{jmn} (\varepsilon_{nab} P_{ib,a})_{,m} = \varepsilon_{jmn} \varepsilon_{nab} P_{ib,am} \\ &= -\varepsilon_{nmj} \varepsilon_{nab} P_{ib,am} = (\delta_{ma} \delta_{jb} - \delta_{mb} \delta_{ja}) P_{ib,am} = P_{im,jm} - P_{ij,mm}. \end{aligned}$$

The divergence $\operatorname{div} v$ of a vector field v is defined as $\operatorname{div} v = v_{i,i}$ and the divergence $\operatorname{Div} X$ of a matrix X as

$$\operatorname{Div} X = \begin{pmatrix} \operatorname{div} X_1 \\ \operatorname{div} X_2 \\ \operatorname{div} X_3 \end{pmatrix} = \begin{pmatrix} (X_1)_{i,i} \\ (X_2)_{i,i} \\ (X_3)_{i,i} \end{pmatrix}.$$

Given two differentiable vector fields $u, v : \Omega \subseteq \mathbb{R}^3 \rightarrow \mathbb{R}^3$, we have that

$$\operatorname{div} (u \times v) = \langle \operatorname{curl} u, v \rangle - \langle u, \operatorname{curl} v \rangle, \quad (4)$$

since

$$\begin{aligned} (\varepsilon_{ijk} u_j v_k)_{,i} &= \varepsilon_{ijk} u_{j,i} v_k + \varepsilon_{ijk} u_j v_{k,i} = \varepsilon_{kij} u_{j,i} v_k - u_j \varepsilon_{jik} v_{k,i} \\ &= \langle \operatorname{curl} u, v \rangle - \langle u, \operatorname{curl} v \rangle. \end{aligned}$$

2 Variational formulation of the relaxed model

The kinematical fields of the problem are the displacement u and the micro-distortion tensor field P :

$$u : \bar{\Omega} \times I \rightarrow \mathbb{R}^3, \quad (x, t) \mapsto u(x, t), \quad P : \bar{\Omega} \times I \rightarrow \mathbb{R}^{3 \times 3}, \quad (x, t) \mapsto P(x, t),$$

where Ω is an open bounded domain in \mathbb{R}^3 with a piecewise smooth boundary $\partial\Omega$ and closure $\bar{\Omega}$, and $I = [0, T] \subseteq \mathbb{R}$ is the time interval. The mechanical model is formulated in the variational context. This means that we consider an action functional on an appropriate function-space. Setting $\Omega_0 = \Omega \times \{0\}$, the space of configurations of the problem is

$$\mathcal{Q} := \{(u, P) \in \mathcal{C}^1(\bar{\Omega} \times I, \mathbb{R}^3) \times \mathcal{C}^1(\bar{\Omega} \times I, \mathbb{R}^{3 \times 3}) : (u, P) \text{ verifies conditions } (\mathbf{B}_1) \text{ and } (\mathbf{B}_2)\}$$

where

- (\mathbf{B}_1) are the boundary conditions $u(x, t) = \varphi(x, t)$ and $P_i(x, t) \times n = \psi_i(x, t)$, $i = 1, 2, 3$, $(x, t) \in \partial\Omega \times [0, T]$, where n is the unit outward normal vector on $\partial\Omega \times [0, T]$, P_i , $i = 1, 2, 3$ are the rows of P and φ, ψ_i are prescribed functions,
- (\mathbf{B}_2) are the initial conditions $u|_{\Omega_0} = u_0$, $u_{,t}|_{\Omega_0} = \underline{u}_0$, $P|_{\Omega_0} = P_0$, $P_{,t}|_{\Omega_0} = \underline{P}_0$ in Ω_0 , where $u_0(x)$, $\underline{u}_0(x)$, $P_0(x)$, $\underline{P}_0(x)$ are prescribed functions.

⁷Given a third order tensors A and a second order tensor B , the double contraction $A : B$ is defined as $(A : B)_i = A_{ijk} B_{kj}$.

The action functional $\mathcal{A} : \mathcal{Q} \rightarrow \mathbb{R}$, is the sum of the internal and external action functionals $\mathcal{A}_{\mathcal{L}}^{int}, \mathcal{A}^{ext} : \mathcal{Q} \rightarrow \mathbb{R}$ defined as follows

$$\begin{aligned}\mathcal{A}_{\mathcal{L}}^{int} [(u, P)] &:= \int_I \int_{\Omega} \mathcal{L} (u, t, P, t, \nabla u, P, \text{Curl } P) dv dt, \\ \mathcal{A}^{ext} [(u, P)] &:= \int_I \int_{\Omega} (\langle f^{ext}, u \rangle + \langle M^{ext}, P \rangle) dv dt,\end{aligned}\tag{5}$$

where \mathcal{L} is the Lagrangian density of the system and f^{ext}, M^{ext} are the body force and double body force. In this work we will consider $f^{ext} = 0, M^{ext} = 0$. In order to find the stationary points of the action functional, we have to calculate its first variation:

$$\delta \mathcal{A} = \delta \mathcal{A}_{\mathcal{L}}^{int} = \delta \int_I \int_{\Omega} \mathcal{L} (u, t, P, t, \nabla u, P, \text{Curl } P) dv dt.$$

Well-posedness of this variational problem (existence, uniqueness and stability of solution) has been proved in [15, 36, 35].

2.1 Constitutive assumptions on the energy density and equations of motion in strong form

For the Lagrangian energy density we assume the standard split in kinetic minus potential energy:

$$\mathcal{L} (u, t, P, t, \nabla u, P, \text{Curl } P) = J (u, t, P, t) - W (\nabla u, P, \text{Curl } P),$$

In general anisotropic linear elastic micromorphic media, as clearly stated in [1, 36], we have that the kinetic energy density and the potential have the following expression

$$\begin{aligned}J (u, t, P, t) &= \frac{1}{2} \langle \rho u, t, u, t \rangle + \frac{1}{2} \langle \mathbb{J} P, t, P, t \rangle \\ W (\nabla u, P, \text{Curl } P) &= \underbrace{\frac{1}{2} \langle \mathbb{C}_e \text{sym} (\nabla u - P), \text{sym} (\nabla u - P) \rangle_{\mathbb{R}^{3 \times 3}}}_{\text{anisotropic elastic - energy}} + \underbrace{\frac{1}{2} \langle \mathbb{C}_{\text{micro}} \text{sym } P, \text{sym } P \rangle_{\mathbb{R}^{3 \times 3}}}_{\text{micro - self - energy}} \\ &\quad + \underbrace{\frac{1}{2} \langle \mathbb{C}_c \text{skew} (\nabla u - P), \text{skew} (\nabla u - P) \rangle_{\mathbb{R}^{3 \times 3}}}_{\text{invariant local anisotropic rotational elastic coupling}} + \underbrace{\mu \frac{L_c^2}{2} \langle \mathbb{L}_{\text{aniso}} \text{Curl } P, \text{Curl } P \rangle_{\mathbb{R}^{3 \times 3}}}_{\text{curvature}},\end{aligned}$$

where

$$\begin{cases} \rho : \Omega \rightarrow \mathbb{R}^+ & \text{is the macro-inertia density,} \\ \mathbb{J} : \mathbb{R}^{3 \times 3} \rightarrow \mathbb{R}^{3 \times 3} & \text{is the 4}^{th}\text{order micro-inertia density tensor,} \\ \mathbb{C}_e, \mathbb{C}_{\text{micro}} : \text{Sym}(3) \rightarrow \text{Sym}(3) & \text{are the 4}^{th}\text{order elasticity tensors with 21 independent components,} \\ \mathbb{C}_c : \mathfrak{so}(3) \rightarrow \mathfrak{so}(3) & \text{is a dimensionless 4}^{th}\text{ order tensor with 6 independent components,} \\ \mathbb{L}_{\text{aniso}} : \mathbb{R}^{3 \times 3} \rightarrow \mathbb{R}^{3 \times 3} & \text{is a dimensionless 4}^{th}\text{ order tensor with almost 45 independent components,} \end{cases}$$

and L_c is the characteristic length of the relaxed micromorphic model. We demand that the bilinear forms induced by $\mathbb{J}, \mathbb{C}_e, \mathbb{C}_{\text{micro}}, \mathbb{L}_{\text{aniso}}$ are positive definite,

$$\exists c^+, c_e^+, c_{\text{micro}}^+, c_l^+ > 0 : \forall S \in \text{Sym}(3) \quad \begin{cases} \langle \mathbb{J} S, S \rangle_{\mathbb{R}^{3 \times 3}} \geq c^+ \|S\|_{\mathbb{R}^{3 \times 3}}^2, \\ \langle \mathbb{C}_e S, S \rangle_{\mathbb{R}^{3 \times 3}} \geq c_e^+ \|S\|_{\mathbb{R}^{3 \times 3}}^2, \\ \langle \mathbb{C}_{\text{micro}} S, S \rangle_{\mathbb{R}^{3 \times 3}} \geq c_{\text{micro}}^+ \|S\|_{\mathbb{R}^{3 \times 3}}^2, \\ \langle \mathbb{L}_{\text{aniso}} S, S \rangle_{\mathbb{R}^{3 \times 3}} \geq c_l^+ \|S\|_{\mathbb{R}^{3 \times 3}}^2, \end{cases}\tag{6}$$

and, in sharp contrast to the Mindlin-Eringen format, that the bilinear form induced by \mathbb{C}_c is only positive semi-definite, i.e.⁸

$$\forall \bar{A} \in \mathfrak{so}(3) : \quad \langle \mathbb{C}_c \bar{A}, \bar{A} \rangle_{\mathbb{R}^{3 \times 3}} \geq 0.\tag{7}$$

⁸It is in virtue of such weakening of the theoretical framework needed to prove its well posedness that the word ‘‘relaxed’’ was chosen to distinguish the relaxed micromorphic model from Mindlin’s one (see [1, 15, 30, 31, 32, 36, 35]).

In this work we introduce the hypothesis according to which the micromorphic medium is **homogeneous and isotropic**. This leads to the following particular expression for the kinetic and strain energy densities:

$$\begin{aligned}
J(u, t, P, t) &= \frac{1}{2} \rho \|u, t\|^2 + \frac{1}{2} \left(\eta_1 \|\text{dev sym } P, t\|^2 + \eta_2 \|\text{skew } P, t\|^2 + \frac{1}{3} \eta_3 (\text{tr } P, t)^2 \right), \\
W(\nabla u, P, \text{Curl } P) &= \underbrace{\mu_e \|\text{sym}(\nabla u - P)\|^2 + \frac{\lambda_e}{2} (\text{tr}(\nabla u - P))^2 + \mu_{\text{micro}} \|\text{sym } P\|^2 + \frac{\lambda_{\text{micro}}}{2} (\text{tr } P)^2 + \mu_c \|\text{skew}(\nabla u - P)\|^2}_{\text{A}} \\
&\quad + \underbrace{\mu_e \frac{L_c^2}{2} \left(\alpha_1 \|\text{dev sym } \text{Curl } P\|^2 + \alpha_2 \|\text{skew } \text{Curl } P\|^2 + \frac{1}{3} \alpha_3 (\text{tr } \text{Curl } P)^2 \right)}_{\text{B}}, \tag{8}
\end{aligned}$$

where ρ is the macroscopic mass density, L_c is the internal length accounting for non-local effects, μ_c is the Cosserat couple modulus, $\mu_e, \lambda_e, \mu_{\text{micro}}, \lambda_{\text{micro}}$ are the other elastic parameters featured by the isotropic relaxed micromorphic model (see [36]), η_1, η_2, η_3 are the inertia weights and $\alpha_1, \alpha_2, \alpha_3$ are dimensionless parameters. It can be seen that the two tensor fields P, t and $\text{Curl } P$ have been decomposed according to the Cartan-Lie decomposition. Since the part A of the potential energy is the same as in [25], in order to compute the first variation of the action functional it is sufficient to evaluate only the first variation of the kinetic energy and the second part B of the potential energy.

We explicitly remark that the chosen expression for the micro-inertia in terms of η_1, η_2 and η_3 is more general than the one introduced in [25]. The same holds for the non-local term in which the three constants α_1, α_2 and α_3 appear. A crucial point for further experimentally oriented works will be the split of the kinetic energy that we introduce here. Indeed, the fact of introducing three micro-inertia parameters instead of one allows extra freedom for the fitting of the dispersion curves on real band-gap metamaterials.

The particular case of the relaxed micromorphic model presented in [25] can be obtained by simply setting $\eta_1 = \eta_2 = \eta_3 = 10^{-2} \text{ Kg/m}$, and $\alpha_1 = \alpha_2 = \alpha_3 = 1$. The weights α_1, α_2 and α_3 allow to account for a refined splitting of the non-localities present in the considered relaxed micromorphic model. This possibility provides a certain freedom for future developments, but it is too general to provide new physical understanding of band-gap metamaterials currently studied. In fact, the most common band-gap metamaterials are conceived letting non-local effects being very small based on some sort of ‘‘separation of scales’’ hypothesis (see e.g. [39, 41]). This means it is sensible that, for such metamaterials, non-local effects may be described by means of a unique characteristic length (case $\alpha_1 = \alpha_2 = \alpha_3 = 1$). Nevertheless, the weighted higher-order terms presented here may allow for more detailed descriptions of non-localities in new metamaterials in which strong contrasts of the mechanical properties at the micro-level occur.

The question is quite different for the isotropic weighted expression of the micro-inertia which introduces the 3 parameters η_1, η_2 and η_3 . It is indeed sensible that, for some metamaterials, the vibrations associated to distortion, rotation and volumetric expansion of the unit cells at the micro-level do not occur with the same facility. In other words, the three different modes might be more or less privileged depending on the considered metamaterial.

The real interest of the presented micro-inertia splitting must be tested by fitting the proposed relaxed micromorphic model on real experiments on existing band-gap metamaterials. We leave this task to a forthcoming paper, limiting ourselves here to discuss numerical results which may be of interest for conceiving pertinent experimental campaigns.

We have shown elsewhere [15, 31, 32, 35], that the static and dynamic problem in a bounded domain is well-posed (existence and uniqueness) under the general assumptions on the constitutive coefficients:

$$\begin{aligned}
3\lambda_e + 2\mu_e > 0, \quad \mu_e > 0, \quad \mu_{\text{micro}} > 0, \quad 3\lambda_{\text{micro}} + 2\mu_{\text{micro}} > 0, \quad \mathbb{J} \text{ is positive definite,} \\
\rho > 0, \quad \mu_c \geq 0, \quad L_c > 0 \quad \text{and} \quad \alpha_1, \alpha_2 > 0, \alpha_3 \geq 0.
\end{aligned} \tag{9}$$

Currently, it is not known whether assuming only

$$(\alpha_1, \alpha_2 > 0, \alpha_3 \geq 0) \quad \text{or} \quad (\alpha_1 > 0, \alpha_2, \alpha_3 \geq 0) \tag{10}$$

is sufficient for well-posedness of the initial boundary value problem. In our parametric study of the whole-space harmonic wave propagation problem (11), we will re-encounter the limit case (10) showing no deficiency.

It is straightforward to derive (with the stronger regularity for the kinematical fields $(u, P) \in \mathcal{C}^2(\overline{\Omega} \times I, \mathbb{R}^3) \times \mathcal{C}^2(\overline{\Omega} \times I, \mathbb{R}^{3 \times 3})$) the Euler-Lagrange equations corresponding to the Lagrangian associated with the strain energy and kinetic energies (8) which, after projection on the orthogonal subspaces in (1), read⁹:

⁹The new calculations concerning the variation of the term B in (8) are presented in Appendix 1

$$\rho u_{,tt} = \text{Div} [2 \mu_e \text{sym} (\nabla u - P) + \lambda_e \text{tr} (\nabla u - P) \mathbf{1} + 2 \mu_c \text{skew} (\nabla u - P)],$$

$$\begin{aligned} \eta_1 \text{dev sym } P_{,tt} &= 2 \mu_e \text{dev sym} (\nabla u - P) - 2 \mu_{\text{micro}} \text{dev sym } P \\ &\quad - \mu_e L_c^2 \text{dev sym} \left(\alpha_1 \text{Curl dev sym Curl } P + \alpha_2 \text{Curl skew Curl } P + \frac{\alpha_3}{3} \text{Curl} (\text{tr} (\text{Curl } P) \mathbf{1}) \right), \\ \eta_2 \text{skew } P_{,tt} &= 2 \mu_c \text{skew} (\nabla u - P) \\ &\quad - \mu_e L_c^2 \text{skew} \left(\alpha_1 \text{Curl dev sym Curl } P + \alpha_2 \text{Curl skew Curl } P + \frac{\alpha_3}{3} \text{Curl} (\text{tr} (\text{Curl } P) \mathbf{1}) \right), \\ \frac{1}{3} \eta_3 \text{tr} (P_{,tt}) &= \left(\frac{2}{3} \mu_e + \lambda_e \right) \text{tr} (\nabla u - P) - \left(\frac{2}{3} \mu_{\text{micro}} + \lambda_{\text{micro}} \right) \text{tr} (P) \\ &\quad - \mu_e L_c^2 \frac{1}{3} \text{tr} \left(\alpha_1 \text{Curl dev sym Curl } P + \alpha_2 \text{Curl skew Curl } P + \frac{\alpha_3}{3} \text{Curl} (\text{tr} (\text{Curl } P) \mathbf{1}) \right). \end{aligned} \tag{11}$$

2.2 Internal variable model

The internal variable model can be easily obtained as a particular case of the relaxed model simply setting the three parameters $\alpha_1, \alpha_2, \alpha_3$ to be simultaneously equal to zero and so setting to zero the energetic part linked to the derivatives of the micro-distortion tensor P . In this way we cannot directly control the space variation of P . This hypothesis is reasonable if we are modeling the mechanical behavior of a medium in which the variation of P is very small, i.e. the norm $\|\nabla P\|$ is dominated by a small real value ε . As we will see, this model represents, in a suitable meaning, a pathological limit: the behavior of the dispersion curves changes drastically with respect to the full relaxed micromorphic case.

3 Limit passage to classical linear elasticity for vanishing micro-inertia

In this section we would like to show how to obtain classical linear elasticity as a limit case of our relaxed micromorphic model. Indeed, there are several ways to obtain classical linear elasticity. For all shown cases we will also perform a limit dispersion analysis and identify the limiting elastic moduli.

Consider (for simplicity the relaxed micromorphic modulus $\lambda_e = 0$), $\mu_c = 0$, $\alpha_1 = \alpha_2 = \alpha_3 = 1$ and $\eta_1 = \eta_2 = \eta_3 = 0$.

$$\rho u_{,tt} = \text{Div} [2 \mu_e \text{sym} (\nabla u - P)], \quad 0 = -\mu_e L_c^2 \text{Curl Curl } P + \sigma - s, \tag{12}$$

where

$$\sigma = 2 \mu_e \text{sym} (\nabla u - P), \quad s = 2 \mu_{\text{micro}} \text{sym } P.$$

We look for solutions of (12) in the form of

$$P = \beta^+ \nabla u \quad \text{with} \quad \beta^+ > 0. \tag{13}$$

Inserting (13) into (12) we obtain¹⁰

$$\rho u_{,tt} = \text{Div} [2 \mu_e \text{sym} (\nabla u - \beta^+ \nabla u)], \quad 0 = 0 + 2 \mu_e \text{sym} (\nabla u - \beta^+ \nabla u) - 2 \mu_{\text{micro}} \text{sym} (\beta^+ \nabla u) \tag{14}$$

\Leftrightarrow

$$\rho u_{,tt} = \text{Div} [2 \mu_e (1 - \beta^+) \text{sym} \nabla u], \quad 0 = 0 + 2 \mu_e (1 - \beta^+) \text{sym} \nabla u - 2 \mu_{\text{micro}} \beta^+ \text{sym} \nabla u$$

\Leftrightarrow

$$0 = [2 \mu_e (1 - \beta^+) - 2 \mu_{\text{micro}} \beta^+] \text{sym} \nabla u. \tag{15}$$

¹⁰We recall that $\text{Curl} \nabla u = 0$.

Since $\text{sym } \nabla u \neq 0$ by assumption, equation (15) is verified if and only if

$$2\mu_e(1 - \beta^+) - 2\mu_{\text{micro}}\beta^+ = 0,$$

this means

$$\mu_e(1 - \beta^+) = \mu_{\text{micro}}\beta^+ \iff \frac{\mu_e}{\mu_{\text{micro}}} = \frac{\beta^+}{1 - \beta^+} \iff \beta^+ = \frac{\mu_e}{\mu_e + \mu_{\text{micro}}}. \quad (16)$$

Assuming generically that $\mu_e < \mu_{\text{micro}}$, we find the following inequalities

$$\frac{\beta^+}{1 - \beta^+} = \frac{\mu_e}{\mu_{\text{micro}}} < 1 \iff \beta^+ < 1 - \beta^+ \iff 2\beta^+ < 1 \iff \beta^+ < \frac{1}{2}.$$

Inserting the last expression of β^+ in (16) we find

$$\begin{aligned} \rho u_{,tt} &= \text{Div} [2\mu_e \underbrace{(1 - \beta^+)}_{\frac{\mu_{\text{micro}}}{\mu_e + \mu_{\text{micro}}}} \text{sym } \nabla u] \\ &= \frac{\mu_{\text{micro}}}{\mu_e + \mu_{\text{micro}}} \end{aligned}$$

and therefore

$$\rho u_{,tt} = \text{Div} \left[2 \frac{\mu_e \mu_{\text{micro}}}{\mu_e + \mu_{\text{micro}}} \text{sym } \nabla u \right] = \text{Div} [2\mu_{\text{macro}} \text{sym } \nabla u], \quad (17)$$

where we have set

$$\mu_{\text{macro}} := \frac{\mu_e \mu_{\text{micro}}}{\mu_e + \mu_{\text{micro}}} \quad (\text{harmonic mean}),$$

according to formula (50) in [1]. This analysis can be repeated with $\lambda_e \neq 0$ such that $2\mu_e + 3\lambda_e > 0$. In this case we obtain as limit model

$$\rho u_{,tt} = \text{Div} [2\mu_{\text{macro}} \text{sym } \nabla u + \lambda_{\text{macro}} \text{tr}(\nabla u) \mathbf{1}] \quad (18)$$

with

$$\mu_{\text{macro}} := \frac{\mu_e \mu_{\text{micro}}}{\mu_e + \mu_{\text{micro}}}, \quad \lambda_{\text{macro}} = \frac{1}{3} \frac{(2\mu_e + 3\lambda_e)(2\mu_{\text{micro}} + 3\lambda_{\text{micro}})}{2(\mu_e + \mu_{\text{micro}}) + 3(\lambda_e + \lambda_{\text{micro}})} - \frac{2}{3} \frac{\mu_e \mu_{\text{micro}}}{\mu_e + \mu_{\text{micro}}}$$

being consistent with

$$\kappa_{\text{macro}} = \frac{2\mu_{\text{macro}} + 3\lambda_{\text{macro}}}{3}$$

from [1]. Thus the relaxed micromorphic model with $\mu_c = 0$ and $\eta \equiv 0$ provides a classical macroscopic, first gradient solution with $\mu_{\text{macro}}, \lambda_{\text{macro}}$ as elastic moduli, provided that the micro-inertia is identically zero (or $\eta \rightarrow 0$).

4 Plane wave propagation in isotropic relaxed micromorphic media

In this section we introduce the plane wave ansatz on the unknown kinematical fields. This hypothesis allows to study the main characteristics of wave propagation of relaxed micromorphic media in the simplest possible way. The problem of wave propagation still remains 3D (all the components of the introduced unknown fields are non vanishing), while the space dependence is only on one scalar direction x_1 which is also the direction of propagation of the plane wave. Under this assumption, the bulk equations (11) take a simplified form because all the partial derivatives in x_2, x_3 -direction are zero.

Moreover, thanks to an opportune change of variables, we can completely uncouple the system of PDE in (11) as done in [25]. In order to do this, we project also the micro-distortion tensor P on the component spaces of the Cartan-Lie decomposition of $\mathbb{R}^{3 \times 3}$. We set for the deviatoric - symmetric part

$$\text{dev sym } P = \frac{1}{2} (P + P^T) - \frac{1}{3} \text{tr}(P) \mathbf{1} = \begin{pmatrix} P_1^D & P_{(12)} & P_{(13)} \\ P_{(12)} & P_2^D & P_{(23)} \\ P_{(13)} & P_{(23)} & P_3^D \end{pmatrix}, \quad (19)$$

where we have defined

$$P_\alpha^D = P_{\alpha\alpha} - \frac{1}{3} \text{tr } P, \quad \text{and} \quad P_{(\alpha\beta)} = P_{(\beta\alpha)} = \frac{1}{2} (P_{\alpha\beta} + P_{\beta\alpha}) \quad \text{if } \alpha \neq \beta. \quad (20)$$

Moreover, for the skew-symmetric part of P , we set

$$\text{skew } P = \frac{1}{2} (P - P^T) = \begin{pmatrix} 0 & P_{[12]} & P_{[13]} \\ -P_{[12]} & 0 & P_{[23]} \\ -P_{[13]} & -P_{[23]} & 0 \end{pmatrix}, \quad (21)$$

where $P_{[\alpha\beta]} = \frac{1}{2} (P_{\alpha\beta} - P_{\beta\alpha})$ and $P_{[\beta\alpha]} = -P_{[\alpha\beta]}$ and finally for the spherical part, we introduce the variable

$$P^S = \frac{1}{3} \text{tr } P = \frac{1}{3} \sum_{\alpha=1}^3 P_{\alpha\alpha}. \quad (22)$$

Further we introduce the last new variable

$$P^V = P_{22} - P_{33} = P_2^D - P_3^D, \quad (23)$$

and remark the validity of the identity

$$P_{22} + P_{33} = 2P^S - P_1^D. \quad (24)$$

Also, in what follows, we set $P^D = P_1^D$. It can be checked that the micro-distortion tensor P can be written in terms of the new variables as:

$$P = \text{dev sym } P + \text{skew } P + \frac{1}{3} \text{tr } P = \begin{pmatrix} P^D + P^S & P_{(12)} + P_{[12]} & P_{(13)} + P_{[13]} \\ P_{(12)} - P_{[12]} & P_2^D + P^S & P_{(23)} + P_{[23]} \\ P_{(13)} - P_{[13]} & P_{(23)} - P_{[23]} & P_3^D + P^S \end{pmatrix}, \quad (25)$$

and we find, starting from (11), the following four groups of completely uncoupled equations in the new unknown fields (remembering the dependence of the kinematical fields only on the x_1 -direction)

$$(u_1, u_2, u_3, P^D, P_{(12)}, P_{(13)}, P_{(23)}, P_{[12]}, P_{[13]}, P_{[23]}, P^S, P^V) : \quad (26)$$

- a first group of PDEs in the unknowns u_1, P^D, P^S (longitudinal quantities)

$$\begin{aligned} u_{1,tt} &= \frac{2\mu_e + \lambda_e}{\rho} u_{1,11} - \frac{2\mu_e}{\rho} P_{,1}^D - \frac{2\mu_e + 3\lambda_e}{\rho} P_{,1}^S, \\ P_{,tt}^D &= \frac{4}{3} \frac{\mu_e}{\eta_1} u_{1,1} + \frac{\alpha_2}{\eta_1} \frac{\mu_e L_c^2}{3} (P_{,11}^D - 2P_{,11}^S) - \frac{2(\mu_e + \mu_{\text{micro}})}{\eta_1} P^D, \\ P_{,tt}^S &= \frac{2\mu_e + 3\lambda_e}{3\eta_3} u_{1,1} - \frac{\alpha_2}{\eta_3} \frac{\mu_e L_c^2}{3} (P_{,11}^D - 2P_{,11}^S) - \frac{3(\lambda_e + \lambda_{\text{micro}}) + 2(\mu_e + \mu_{\text{micro}})}{\eta_3} P^S, \end{aligned} \quad (27)$$

- a second and third group of PDEs involving only the transversal quantities in the direction x_ξ with $\xi \in \{2, 3\}$

$$\begin{aligned} u_{\xi,tt} &= \frac{\mu_e + \mu_c}{\rho} u_{\xi,11} - \frac{2\mu_e}{\rho} P_{(1\xi),1} + \frac{2\mu_c}{\rho} P_{[1\xi],1}, \\ P_{(1\xi),tt} &= \frac{\mu_e}{\eta_1} u_{(\xi,1)} + \frac{\alpha_1 + \alpha_2}{\eta_1} \frac{\mu_e L_c^2}{4} (P_{(1\xi),11} + P_{[1\xi],11}) - \frac{2(\mu_e + \mu_{\text{micro}})}{\eta_1} P_{(1\xi)}, \\ P_{[1\xi],tt} &= -\frac{\mu_c}{\eta_2} u_{\xi,1} + \frac{\alpha_1 + \alpha_2}{\eta_2} \frac{\mu_e L_c^2}{4} (P_{(1\xi),11} + P_{[1\xi],11}) - \frac{2\mu_c}{\eta_2} P_{[1\xi]}, \end{aligned} \quad (28)$$

- and three completely uncoupled equations

$$\begin{aligned} P_{(23),tt} &= -\frac{2(\mu_e + \mu_{\text{micro}})}{\eta_1} P_{(23)} + \frac{\alpha_1}{\eta_1} \mu_e L_c^2 P_{(23),11}, \\ P_{[23],tt} &= -\frac{2\mu_c}{\eta_2} P_{[23]} + \frac{\alpha_1 + 2\alpha_3}{\eta_2} \frac{\mu_e L_c^2}{3} P_{[23],11}, \\ P_{,tt}^V &= -\frac{2(\mu_e + \mu_{\text{micro}})}{\eta_1} P^V + \frac{\alpha_1}{\eta_1} \mu_e L_c^2 P_{,11}^V. \end{aligned} \quad (29)$$

The systems (27),(28),(29) of PDEs are explicitly derived in the appendix. Now we consider the plane wave form for the newly introduced fields, i.e.

$$u(x, t) = \hat{u} e^{i(kx_1 - \omega t)} \quad (30)$$

where $\hat{u} = (\hat{u}_1, \hat{u}_2, \hat{u}_3)$ is the so called polarization vector in \mathbb{C}^3 and¹¹

$$\begin{aligned} P_\alpha^D &= \hat{P}_\alpha^D e^{i(kx_1 - \omega t)}, & P^V &= \hat{P}^V e^{i(kx_1 - \omega t)}, & P^S &= \hat{P}^S e^{i(kx_1 - \omega t)}, \\ P_{(\alpha\beta)} &= \hat{P}_{(\alpha\beta)} e^{i(kx_1 - \omega t)}, & P_{[\alpha\beta]} &= \hat{P}_{[\alpha\beta]} e^{i(kx_1 - \omega t)}, & \alpha, \beta &\in \{1, 2, 3\}. \end{aligned}$$

Introducing the vector

$$\mathbf{v} = (\hat{u}_1, \hat{P}^D, \hat{P}^S, \hat{u}_2, \hat{P}_{(12)}, \hat{P}_{[12]}, \hat{u}_3, \hat{P}_{(13)}, \hat{P}_{[13]}, \hat{P}_{(23)}, \hat{P}_{[23]}, \hat{P}^V) \in \mathbb{R}^{12},$$

if we divide the PDE system (11) by $e^{i(kx_1 - \omega t)}$ we obtain the associated algebraic system in the form

$$\mathbf{D} \mathbf{v} = 0,$$

where the matrix \mathbf{D} is a 12×12 matrix with the following block-structure

$$\mathbf{D} = \begin{pmatrix} \mathbf{E}_1 & 0 & 0 & 0 \\ 0 & \mathbf{E}_2 & 0 & 0 \\ 0 & 0 & \mathbf{E}_3 & 0 \\ 0 & 0 & 0 & \mathbf{E}_4 \end{pmatrix} \in \mathbb{C}^{12 \times 12}, \quad (31)$$

in which $\mathbf{E}_1, \mathbf{E}_2, \mathbf{E}_3, \mathbf{E}_4$ are the following matrices in $\mathbb{C}^{3 \times 3}$:

$$\begin{aligned} \mathbf{E}_1 &= \begin{pmatrix} k^2 c_p^2 - \omega^2 & 2ik \frac{\mu_e}{\rho} & ik \frac{(3\lambda_e + 2\mu_e)}{\rho} \\ -\frac{4}{3} \frac{\mu_e}{\eta_1} ik & \frac{1}{3} \frac{\alpha_2}{\eta_1} k^2 \mu_e L_c^2 + \omega_s^2 - \omega^2 & -\frac{2}{3} \frac{\alpha_2}{\eta_1} k^2 \mu_e L_c^2 \\ -ik \left(\frac{3\lambda_e + 2\mu_e}{3\eta_3} \right) & -\frac{1}{3} \frac{\alpha_2}{\eta_3} k^2 \mu_e L_c^2 & \frac{2}{3} \frac{\alpha_2}{\eta_3} k^2 \mu_e L_c^2 + \omega_p^2 - \omega^2 \end{pmatrix}, \\ \mathbf{E}_2 = \mathbf{E}_3 &= \begin{pmatrix} k^2 c_s^2 - \omega^2 & 2ik \frac{\mu_e}{\rho} & -ik \omega_r^2 \frac{\eta_2}{\rho} \\ -ik \frac{\mu_e}{\eta_1} & k^2 \mu_e L_c^2 \frac{1}{4} \frac{\alpha_1 + \alpha_2}{\eta_1} + \omega_s^2 - \omega^2 & k^2 \mu_e L_c^2 \frac{1}{4} \frac{\alpha_1 + \alpha_2}{\eta_1} \\ \frac{1}{2} ik \omega_r^2 & k^2 \mu_e L_c^2 \frac{1}{4} \frac{\alpha_1 + \alpha_2}{\eta_2} & k^2 \mu_e L_c^2 \frac{1}{4} \frac{\alpha_1 + \alpha_2}{\eta_2} + \omega_r^2 - \omega^2 \end{pmatrix}, \\ \mathbf{E}_4 &= \begin{pmatrix} k^2 (c_m^d)^2 + \omega_s^2 - \omega^2 & 0 & 0 \\ 0 & k^2 (c_m^{vd})^2 + \omega_r^2 - \omega^2 & 0 \\ 0 & 0 & k^2 (c_m^d)^2 + \omega_s^2 - \omega^2 \end{pmatrix}, \end{aligned} \quad (32)$$

where $c_p, c_s, c_m^d, c_m^{vd}, \omega_r, \omega_s, \omega_p$, are defined in (40) and (43). Introducing the auxiliary matrices $\hat{\mathbf{E}}_1, \hat{\mathbf{E}}_2, \hat{\mathbf{E}}_3, \hat{\mathbf{E}}_4 \in \mathbb{C}^{12} \times \mathbb{C}^{12}$, $\hat{\mathbf{E}}_4 \in \mathbb{R}^{12} \times \mathbb{R}^{12}$

$$\hat{\mathbf{E}}_1 = \begin{pmatrix} \mathbf{E}_1 & 0 & 0 & 0 \\ 0 & \mathbf{1}_3 & 0 & 0 \\ 0 & 0 & \mathbf{1}_3 & 0 \\ 0 & 0 & 0 & \mathbf{1}_3 \end{pmatrix}, \quad \hat{\mathbf{E}}_2 = \begin{pmatrix} \mathbf{1}_3 & 0 & 0 & 0 \\ 0 & \mathbf{E}_2 & 0 & 0 \\ 0 & 0 & \mathbf{1}_3 & 0 \\ 0 & 0 & 0 & \mathbf{1}_3 \end{pmatrix}, \quad \hat{\mathbf{E}}_3 = \begin{pmatrix} \mathbf{1}_3 & 0 & 0 & 0 \\ 0 & \mathbf{1}_3 & 0 & 0 \\ 0 & 0 & \mathbf{E}_3 & 0 \\ 0 & 0 & 0 & \mathbf{1}_3 \end{pmatrix}, \quad \hat{\mathbf{E}}_4 = \begin{pmatrix} \mathbf{1}_3 & 0 & 0 & 0 \\ 0 & \mathbf{1}_3 & 0 & 0 \\ 0 & 0 & \mathbf{1}_3 & 0 \\ 0 & 0 & 0 & \mathbf{E}_4 \end{pmatrix},$$

¹¹The quantity ω is the (circular) frequency and k is the (possibly complex) wave number.

where $\mathbf{1}_3$ is the identity of $\mathbb{C}^{3 \times 3}$ or $\mathbb{R}^{3 \times 3}$, we remark that

$$\mathbf{D} = \widehat{\mathbf{E}}_1 \widehat{\mathbf{E}}_2 \widehat{\mathbf{E}}_3 \widehat{\mathbf{E}}_4$$

and therefore

$$\begin{aligned} \det \mathbf{D} &= \det \widehat{\mathbf{E}}_1 \cdot \det \widehat{\mathbf{E}}_2 \cdot \det \widehat{\mathbf{E}}_3 \cdot \det \widehat{\mathbf{E}}_4 = \det \widehat{\mathbf{E}}_1 \cdot \left(\det \widehat{\mathbf{E}}_2 \right)^2 \cdot \det \widehat{\mathbf{E}}_4 \\ &= \det \mathbf{E}_1 \cdot (\det \mathbf{E}_2)^2 \cdot \det \mathbf{E}_4. \end{aligned} \quad (33)$$

In this way the study of the solutions $\widehat{\omega} = \widehat{\omega}(k)$ of $\det \mathbf{D} = \det \mathbf{D}(k, \omega) = 0$ is equivalent of the study of the solutions of the three equations

$$\det \mathbf{E}_1(k, \omega) = 0, \quad \det \mathbf{E}_2(k, \omega) = 0, \quad \det \mathbf{E}_4(k, \omega) = 0. \quad (34)$$

The solutions $\widehat{\omega} = \widehat{\omega}(k)$ of these characteristic equations are known as the **dispersion curves** of the considered continuum. Introducing the matrices

$$\mathbf{B}_i = \mathbf{E}_i + \omega^2 \mathbf{1}, \quad i \in \{1, \dots, 4\}, \quad (35)$$

we can regard the problems in (34) equivalently as eigenvalue problems

$$\det (\mathbf{B}_i - \omega^2 \mathbf{1}) = 0, \quad (36)$$

where \mathbf{B}_i are the blocks of the **symmetric acoustic tensor**.

4.1 Analysis of dispersion curves

The dispersion curves for the relaxed micromorphic model are the functions $\widehat{\omega}_i = \widehat{\omega}_i(k)$, $i \in \{1, \dots, 12\}$ that are solutions of the polynomial equations (34) or equivalently the eigenvalues of the matrices in (35). Thanks to the invariant property of the eigenvalues with respect to similarity transformations, showing that our matrices \mathbf{E}_i are similar to real symmetric matrices, we obtain that the dispersion curves are real valued functions¹² [19]. To this aim, we introduce the scaling matrices

$$\mathbf{P}_1 := \begin{pmatrix} \sqrt{\rho} & 0 & 0 \\ 0 & i\sqrt{\frac{3\eta_1}{2}} & 0 \\ 0 & 0 & i\sqrt{3\eta_3} \end{pmatrix}, \quad \mathbf{P}_2 := \begin{pmatrix} \sqrt{\rho} & 0 & 0 \\ 0 & i\sqrt{2\eta_1} & 0 \\ 0 & 0 & i\sqrt{2\eta_2} \end{pmatrix}. \quad (37)$$

It is immediately seen that

$$\mathbf{P}_1 \cdot \mathbf{E}_1 \cdot \mathbf{P}_1^{-1} = \begin{pmatrix} c_p^2 k^2 - \omega^2 & \frac{2\sqrt{2}\mu_e}{\sqrt{3}\varrho\eta_1} k & \frac{(3\lambda_e + 2\mu_e)}{\sqrt{3}\varrho\eta_3} k \\ \frac{2\sqrt{2}\mu_e}{\sqrt{3}\varrho\eta_1} k & \frac{\alpha_2}{3\eta_1} L_c^2 \mu_e k^2 + \omega_s^2 - \omega^2 & -\frac{\alpha_2}{\sqrt{\eta_1\eta_3}} \frac{\sqrt{2}\mu_e L_c^2}{3} k^2 \\ \frac{(3\lambda_e + 2\mu_e)}{\sqrt{3}\varrho\eta_3} k & -\frac{\alpha_2}{\sqrt{\eta_1\eta_3}} \frac{\sqrt{2}\mu_e L_c^2}{3} k^2 & \frac{\alpha_2}{\eta_3} \frac{2\mu_e L_c^2}{3} k^2 + \omega_p^2 - \omega^2 \end{pmatrix}, \quad (38)$$

$$\mathbf{P}_2 \cdot \mathbf{E}_2 \cdot \mathbf{P}_2^{-1} = \begin{pmatrix} k^2 c_s^2 - \omega^2 & \frac{\sqrt{2}\mu_e}{\sqrt{\varrho}\eta_1} k & -\frac{\sqrt{2}\mu_c}{\sqrt{\varrho}\eta_2} k \\ \frac{\sqrt{2}\mu_e}{\sqrt{\varrho}\eta_1} k & k^2 \mu_e L_c^2 \frac{1}{4} \frac{\alpha_1 + \alpha_2}{\eta_1} + \omega_s^2 - \omega^2 & \frac{\alpha_1 + \alpha_2}{\sqrt{\eta_1\eta_2}} \frac{\mu_e L_c^2}{4} k^2 \\ -\frac{\sqrt{2}\mu_c}{\sqrt{\varrho}\eta_2} k & \frac{\alpha_1 + \alpha_2}{\sqrt{\eta_1\eta_2}} \frac{\mu_e L_c^2}{4} k^2 & k^2 \mu_e L_c^2 \frac{1}{4} \frac{\alpha_1 + \alpha_2}{\eta_2} + \omega_r^2 - \omega^2 \end{pmatrix}. \quad (39)$$

Since \mathbf{E}_4 has only two distinct eigenvalues, we have only two distinct dispersion curves as solutions of the system $\det \mathbf{E}_4 = 0$.

¹²The eigenvalues of a symmetric real matrix are always reals.

4.1.1 Cut-off frequencies

The cut-off frequencies are the solutions of the equation $\det \mathbf{D}(k, \omega) = 0$ when $k = 0$ and give us the values of the dispersion curves $\widehat{\omega}_i(k)$ at $k = 0$. We find only three different non trivial solutions for the equation $\det \mathbf{D}(0, \omega) = 0$:

$$\begin{aligned}\omega_s(\mu_e, \mu_{\text{micro}}, \eta_1) &= \sqrt{\frac{2(\mu_e + \mu_{\text{micro}})}{\eta_1}}, & \omega_r(\mu_c, \eta_2) &= \sqrt{\frac{2\mu_c}{\eta_2}}, \\ \omega_p(\lambda_e, \lambda_{\text{micro}}, \mu_e, \mu_{\text{micro}}, \eta_3) &= \sqrt{\frac{3(\lambda_e + \lambda_{\text{micro}}) + 2(\mu_e + \mu_{\text{micro}})}{\eta_3}},\end{aligned}\tag{40}$$

with multiplicity of 5,3,1, respectively. The null solution has multiplicity 3. This means that if

- $\mu_c > 0$ we have 3 acoustic curves, and 9 optic curves,
- $\mu_c = 0$ we have 6 acoustic curves, and 6 optic curves.

The first novel result with respect to [25] is that the presence of three micro-inertia terms η_1, η_2, η_3 makes the three cut-off frequencies completely independent. This means that having fixed the parameters $(\lambda_e, \lambda_{\text{micro}}, \mu_e, \mu_{\text{micro}}, \mu_c)$ we can obtain all positive values for the cut-offs by simply changing the values of the three inertia parameters η_1, η_2, η_3 . Whether the fact of having $\eta_1 \neq \eta_2 \neq \eta_3$ may be interesting for applications on real band-gap metamaterials must be checked on real experiments. It will be the objective of a forthcoming paper to show that this is indeed the case.

4.1.2 Oblique asymptotes

In this sub-section we want to give a tool to determine the oblique asymptotes to the unbounded dispersion curves $\widehat{\omega}(k)$, solutions of the equation $\det \mathbf{D}(k, \omega) = 0$. First of all, it is useful to notice that the matrix \mathbf{D} can be written as:

$$\mathbf{D}(k, \omega) = \mathbf{A}_2 k^2 + \mathbf{B}_2 \omega^2 + \mathbf{A}_1 k + \mathbf{C}_0,$$

where $\mathbf{A}_2, \mathbf{B}_2, \mathbf{A}_1$ and \mathbf{C}_0 are suitable 12×12 constant real matrices with \mathbf{B}_2 invertible. Thus we have that

$$\begin{aligned}\det \mathbf{D}(k, \omega) &= \det (\mathbf{A}_2 k^2 + \mathbf{B}_2 \omega^2 + \mathbf{A}_1 k + \mathbf{C}_0) \\ &= \det \mathbf{B}_2 \cdot \det (\mathbf{B}_2^{-1} \mathbf{A}_2 k^2 + \omega^2 \mathbf{1} + \mathbf{B}_2^{-1} \mathbf{A}_1 k + \mathbf{B}_2^{-1} \mathbf{C}_0) \\ &= k^{24} \det \mathbf{B}_2 \cdot \det \left(\mathbf{B}_2^{-1} \mathbf{A}_2 + \frac{\omega^2}{k^2} \mathbf{1} + \frac{1}{k} \mathbf{B}_2^{-1} \mathbf{A}_1 + \frac{1}{k^2} \mathbf{B}_2^{-1} \mathbf{C}_0 \right).\end{aligned}$$

Thus the equation $\det \mathbf{D}(k, \omega) = 0$ is equivalent to

$$p(k, \omega) = \det \left(\mathbf{B}_2^{-1} \mathbf{A}_2 + \frac{\omega^2}{k^2} \mathbf{1} + \frac{1}{k} \mathbf{B}_2^{-1} \mathbf{A}_1 + \frac{1}{k^2} \mathbf{B}_2^{-1} \mathbf{C}_0 \right) = 0.\tag{41}$$

Proposition 1. *Let us assume that the equation $\det \mathbf{D}(k, \omega) = 0$ admits a non-empty set of solutions $\Delta = \{\widehat{\omega}_i(k)\}_{i=1}^{n \in \mathbb{N}}$. Let us consider the subset $\Delta_\infty = \{\widehat{\omega}_j\}_{j=1}^{s \leq n}$ constituted by the solutions verifying the following conditions:*

1. $\widehat{\omega}_j$ is a monotonically increasing function of k for $j = 1, \dots, s$,
2. $\lim_{k \rightarrow \infty} \frac{\widehat{\omega}_j(k)}{k} \neq 0$ for $j = 1, \dots, s$, (which implies that $\widehat{\omega}_j$ is unbounded and so without horizontal asymptote),

and we assume that $\Delta_\infty \neq \emptyset$. If we consider a reduced problem

$$q(k, \omega) = \det \left(\mathbf{B}_2^{-1} \mathbf{A}_2 + \left(\frac{\omega}{k} \right)^2 \mathbf{1} \right) = 0,\tag{42}$$

then this problem (42) admits solutions $\{\widetilde{\omega}_j(k)\}_{j=1}^s$ such that $\lim_{k \rightarrow \infty} (\widehat{\omega}_j - \widetilde{\omega}_j) = 0$ for every $j = 1, \dots, s$.

Proof. This is a simple application of the property of the continuous dependence of the roots of a polynomial on its coefficients. We can remark that under condition 2 of the proposition, if we think the coefficients of $p(k, \omega)$ as functions of k (because we are looking for solutions of the type $k \mapsto (k, \omega(k))$), then due to the continuity of the determinant, they converge to the coefficients of $q(k, \omega)$ and so do its roots. \square

Remark 2. Proposition 1 does not work for the bounded dispersion curves because in this case also the term $\frac{\widehat{\omega}(k)}{k}$ converges to zero when $k \rightarrow \infty$ because bounded curves violate the conditions 2 of proposition 1. It is for this reason that we will give another argument to look for the horizontal asymptotes.

In our case the roots $\widehat{\omega}_j(k)$ of the reduced polynomial (42) can be computed more easily and are found to be straight lines with slopes:

$$\begin{aligned} c_m^d &= \sqrt{\frac{\alpha_1 \mu_e L_c^2}{\eta_1}}, & c_m^{vd} &= \sqrt{\frac{(\alpha_1 + 2\alpha_3) \mu_e L_c^2}{3\eta_2}}, & c_m^{dr} &= \frac{1}{2} \sqrt{\frac{(\eta_1 + \eta_2)}{\eta_1 \eta_2} (\alpha_1 + \alpha_2) \mu_e L_c^2}, \\ c_s &= \sqrt{\frac{\mu_e + \mu_c}{\rho}}, & c_p &= \sqrt{\frac{2\mu_e + \lambda_e}{\rho}}, & c_m^r &= \sqrt{\frac{(2\eta_1 + \eta_3)}{3\eta_1 \eta_3} \alpha_2 \mu_e L_c^2}. \end{aligned} \quad (43)$$

4.1.3 Horizontal asymptotes

In this subsection we want to investigate the behavior at infinity of the dispersion curves that are bounded i.e. that have horizontal asymptote. Thus, let $\widehat{\omega}(k)$ be a bounded solution of the equation $\det \mathbf{D}(k, \omega) = 0$. Under the assumption that this function is monotonically increasing in k , setting

$$\widehat{\omega}_* := \sup_{\mathbb{R}^+} \{\widehat{\omega}(k)\} < \infty,$$

it is straightforward to show that $\widehat{\omega}(k)$ admit a horizontal asymptote whose value is $\widehat{\omega}_*$. Thanks to the particular expression of the function $\det \mathbf{D}(k, \omega)$ we can find a necessary (and computable) condition on $\widehat{\omega}_*$ both in the general relaxed micromorphic case and in the internal variable model. Indeed, in the general 12×12 case it can be checked that the function $\det \mathbf{D}(k, \omega)$ is a polynomial of even order in the two variables k, ω , that can be written as

$$\det \mathbf{D}(k, \omega) = \sum_{h=0}^{12} c_{2h}(\omega^2) k^{2h}, \quad \text{with} \quad c_{2h} : [0, +\infty] \rightarrow [0, +\infty] \quad (44)$$

polynomial functions in ω^2 . Our calculation gives that

$$c_{24}(\omega^2) = c_{22}(\omega^2) = c_{20}(\omega^2) \equiv 0 \quad \text{and} \quad c_{2h}(\omega^2) \neq 0 \quad \text{if} \quad h < 10.$$

In order to compare our relaxed model to the internal variable one (which is obtained setting $\alpha_1 = \alpha_2 = \alpha_3 = 0$), we can regard the polynomials $c_{2h}(\omega^2)$ as functions of the three parameters α_1, α_2 and α_3 . Our calculation shows that the polynomials $c_{2h}(\omega^2)$ are zero for the following combinations of these three scalars:

$c_{18}(\omega)$	$\alpha_1 = 0$ or $\alpha_2 = 0$
$c_{16}(\omega)$	$\alpha_1 = 0$
$c_{14}(\omega)$	$\alpha_1 = 0$ and $\alpha_2 = 0$
$c_{12}(\omega)$	$\alpha_1 = 0$ and $\alpha_2 = 0$
$c_{10}(\omega)$	$\alpha_1 = 0$ and $\alpha_2 = 0$
$c_8(\omega)$	$\alpha_1 = 0$ and $\alpha_2 = 0$ and $\alpha_3 = 0$
$c_6(\omega)$	-
$c_4(\omega)$	-
$c_2(\omega)$	-
$c_0(\omega)$	-

Table 1: Effect of the parameters $\alpha_1, \alpha_2, \alpha_3$ on the order in k of the polynomial $\det \mathbf{D}$.

We can hence see that in the case of the internal variable model, the order of $\det \mathbf{D}(k, \omega)$ is smaller and

$$\det^{\mathcal{I}} \mathbf{D}(k, \omega) = \sum_{h=0}^3 \hat{c}_{2h}(\omega^2) k^{2h},$$

where the functions $\hat{c}_{2h}(\omega^2)$ and $\det^{\mathcal{I}} \mathbf{D}(k, \omega)$ are obtained from the $c_{2h}(\omega^2)$ setting $\alpha_1 = \alpha_2 = \alpha_3 = 0$.

Whit the purpose of clarify the general tool that we will find to calculate the horizontal asymptote of $\det \mathbf{D}(k, \omega)$, we propose the following example.

Example 3. Let us consider the polynomial

$$\det \mathbf{D}(k, \omega) = c_0(\omega^2) 1 + c_2(\omega^2) k^2 + c_4(\omega^2) k^4 + c_6(\omega^2) k^6 = p(k, \omega),$$

where we assume that $c_0, c_2, c_4, c_6 : \mathbb{R}^+ \rightarrow \mathbb{R}^+$ are continuous. We look for solutions $\hat{\omega} = \hat{\omega}(k)$ of

$$0 = p(k, \hat{\omega}(k))$$

\Leftrightarrow

$$0 = c_0 \left((\hat{\omega}(k))^2 \right) + c_2 \left((\hat{\omega}(k))^2 \right) k^2 + c_4 \left((\hat{\omega}(k))^2 \right) k^4 + c_6 \left((\hat{\omega}(k))^2 \right) k^6. \quad (45)$$

Dividing (45) by k^6 we have equivalently

$$0 = \frac{c_0 \left((\hat{\omega}(k))^2 \right)}{k^6} + \frac{c_2 \left((\hat{\omega}(k))^2 \right)}{k^4} + \frac{c_4 \left((\hat{\omega}(k))^2 \right)}{k^2} + c_6 \left((\hat{\omega}(k))^2 \right). \quad (46)$$

Since

$$\lim_{k \rightarrow \infty} \frac{c_0 \left((\hat{\omega}(k))^2 \right)}{k^6} = \lim_{k \rightarrow \infty} \frac{c_2 \left((\hat{\omega}(k))^2 \right)}{k^4} = \lim_{k \rightarrow \infty} \frac{c_4 \left((\hat{\omega}(k))^2 \right)}{k^2} = 0,$$

and

$$0 = \lim_{k \rightarrow \infty} c_6 \left((\hat{\omega}(k))^2 \right) = c_6(\omega_*^2)$$

we obtain the necessary condition

$$c_6(\omega_*^2) = 0. \quad (47)$$

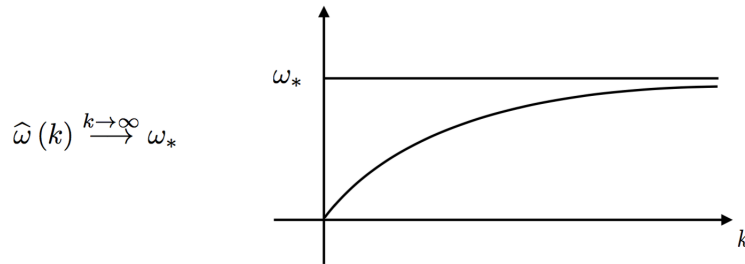


Figure 1: A bounded solution $\hat{\omega}$ and its horizontal asymptote ω_* .

The condition (47) is a necessary condition that the horizontal asymptote has to satisfy. Because in our situation we can not find an explicit expression for the dispersion curves, the only possibility that we have to calculate the values of the horizontal asymptote is to test the necessary condition (47). Adopting the notations proposed here, we can so finally prove the following

Proposition 4. Let $\hat{\omega}(k)$ be a bounded solution of the problem $\det \mathbf{D}(k, \omega) = 0$ with horizontal asymptote ω_* . Then $c_{18}(\omega_*^2) = 0$.

Proof. Being $\widehat{\omega}(k)$ a solution of $\det \mathbf{D}(k, \omega) = 0$, we have $\det \mathbf{D}(k, \widehat{\omega}(k)) = 0 \forall k \in (0, \infty)$, i.e.

$$\sum_{h=0}^9 c_{2h} \left((\widehat{\omega}(k))^2 \right) k^{2h} = 0 \quad \forall k \in (0, \infty).$$

Dividing by k^{18} we find

$$\sum_{h=0}^9 c_{2h} \left((\widehat{\omega}(k))^2 \right) k^{2h-18} = 0 \quad \forall k \in (0, \infty). \quad (48)$$

For the continuity of the c_i functions we have

$$\lim_{k \rightarrow +\infty} c_{2h} \left((\widehat{\omega}(k))^2 \right) = c_{2h}(\omega_*^2) \quad \forall h.$$

So passing to the limit in (48) we find

$$\lim_{k \rightarrow +\infty} \sum_{h=0}^9 c_{2h} \left((\widehat{\omega}(k))^2 \right) k^{2h-18} = c_{18}(\omega_*^2) = 0.$$

□

Corollary 5. *If we have $\alpha_1 = \alpha_2 = \alpha_3 = 0$, and $\widehat{\omega}(k)$ is a solution of the problem $\det \mathbf{D}(k, \omega) = 0$ with horizontal asymptote ω_* , then $\widehat{c}_6(\omega_*) = 0$.*

Performing the calculation for the general relaxed micromorphic model and the internal variable one, and considering only the positive roots, we find the following possible values ω_* for the horizontal asymptotes

$$c_{18}(\omega_*) = 0 \quad \Leftrightarrow \quad \omega_* \in \left\{ \sqrt{\frac{2\mu_{\text{micro}}}{\eta_1 + \eta_2}}, \sqrt{\frac{3(\lambda_{\text{micro}} + 2\mu_{\text{micro}})}{2\eta_1 + \eta_3}} \right\} \quad (49)$$

and

$$\widehat{c}_6(\omega_*) = 0 \quad \Leftrightarrow \quad \omega_* \in \left\{ \sqrt{\frac{2\mu_c}{\eta_2}}, \sqrt{\frac{2(\mu_e + \mu_c)}{\eta_1}}, \sqrt{\frac{q_1 \pm \sqrt{q_2}}{\eta_1 \eta_2 (\mu_c + \mu_e)}}, \sqrt{\frac{p_1 \pm \sqrt{(p_2)^2 - p_3}}{6\eta_1 \eta_3 (\lambda_e + 2\mu_e)}} \right\}, \quad (50)$$

where

$$\begin{aligned} q_1 &= \eta_1 \mu_c \mu_e + \eta_2 (\mu_c (\mu_e + \mu_{\text{micro}}) + \mu_e \mu_{\text{micro}}), \\ q_2 &= ((\eta_1 + \eta_2) \mu_c \mu_e + \eta_2 \mu_{\text{micro}} (\mu_c + \mu_e))^2 - 4\eta_1 \eta_2 \mu_c \mu_e \mu_{\text{micro}} (\mu_c + \mu_e), \end{aligned}$$

and

$$\begin{aligned} p_1 &= 2\eta_3 (3\lambda_e (\mu_e + \mu_{\text{micro}}) + 2\mu_e (\mu_e + 3\mu_{\text{micro}})) + \eta_1 (3\lambda_e (4\mu_e + 3\lambda_{\text{micro}} + 2\mu_{\text{micro}})) \\ &\quad + 2\eta_3 2\mu_e (4\mu_e + 9\lambda_{\text{micro}} + 6\mu_{\text{micro}}), \\ p_2 &= 2\eta_3 (3\lambda_e (\mu_e + \mu_{\text{micro}}) + 2\mu_e (\mu_e + 3\mu_{\text{micro}})) + \eta_1 (3\lambda_e (4\mu_e + 3\lambda_{\text{micro}} + 2\mu_{\text{micro}})) \\ &\quad + 2\eta_3 2\mu_e (4\mu_e + 9\lambda_{\text{micro}} + 6\mu_{\text{micro}}), \\ p_3 &= 72\eta_1 \eta_3 (\lambda_e + 2\mu_e) (\lambda_e (3\lambda_{\text{micro}} (\mu_e + \mu_{\text{micro}}) + 2\mu_{\text{micro}} (3\mu_e + \mu_{\text{micro}})) \\ &\quad + 2\mu_e (\lambda_{\text{micro}} (\mu_e + 3\mu_{\text{micro}}) + 2\mu_{\text{micro}} (\mu_e + \mu_{\text{micro}}))). \end{aligned}$$

We set

$$\omega_l^{int} = \sqrt{\frac{p_1 - \sqrt{(p_2)^2 - p_3}}{6\eta_1 \eta_3 (\lambda_e + 2\mu_e)}}, \quad \omega_t^{int} = \sqrt{\frac{q_1 - \sqrt{q_2}}{\eta_1 \eta_2 (\mu_c + \mu_e)}}, \quad \omega_1^{int} = \sqrt{\frac{p_1 + \sqrt{(p_2)^2 - p_3}}{6\eta_1 \eta_3 (\lambda_e + 2\mu_e)}}, \quad \omega_2^{int} = \sqrt{\frac{q_1 + \sqrt{q_2}}{\eta_1 \eta_2 (\mu_c + \mu_e)}}.$$

Even if we leave not explicitly proven that the dispersion curves are monotonically increasing for all values of the constitutive parameters, we checked that it is indeed the case for a large number of numerical values of the

parameters respecting positive definiteness of the strain energy density. Moreover, for all the checked values of the parameters, the values of ω_* computed by setting the coefficient of the higher order of k appearing in the polynomial (44) to be equal to zero, (see (49) for the relaxed micromorphic model and (50) for the internal variable one) are always seen to be the values of the horizontal asymptotes of the bounded dispersion curves. Hence, even if we do not have an explicit proof that setting $c_{18} = 0$ (or $c_6 = 0$ for the internal variable model) is also a sufficient condition for horizontal asymptotes, this is indeed the case for all combinations of the parameters which are sensible to be interesting for applications. We explicitly remark that the horizontal asymptotes shown in (49) are those found for the relaxed micromorphic model with $\alpha_1, \alpha_2, \alpha_3 \neq 0$, while those shown in (50) are relative to the internal variable case $\alpha_1, \alpha_2, \alpha_3 = 0$. We notice that, as shown in [26], the horizontal asymptotes for the internal variable model significantly differ from those obtained with the full non-local model (with non-vanishing α_1, α_2 and α_3). This means that the internal variable model is a pathological limit of the relaxed micromorphic model, in the sense that setting to zero α_1, α_2 and α_3 drastically changes the asymptotic properties of the dispersion curves.

4.1.4 Tangents in 0 to the acoustic curves

Another very important geometric characteristics of the dispersion curves are the slopes at the origin of the acoustic branches. In this way we can also directly compare our relaxed model to classical isotropic linear elasticity. In the case that we are studying in this paper, the direct computation of these quantities, given the great complexity of the involved expressions, is impossible. Therefore we work with the implicit function theorem applied to the expression of the determinant equation. First of all, we remark that the matrix \mathbf{E}_4 given in (32) cannot generate acoustic branches since $\det \mathbf{E}_4(0, 0) \neq 0$ (when¹³ $\mu_c > 0$). Thus the two independent acoustic branches are generated by the matrices \mathbf{E}_1 and \mathbf{E}_2 . The acoustic branches are those solutions $\widehat{\omega}_{\text{aco},\alpha}(k)$ of the equations

$$\det \mathbf{E}_\alpha(k, \omega) = 0, \quad \alpha = 1, 2,$$

such that $\widehat{\omega}_{\text{aco}}(0) = 0$. It can be checked that, for all $k \geq 0$, the two independent acoustic curves $\widehat{\omega}_{\text{aco};1}(k)$ and $\widehat{\omega}_{\text{aco};2}(k)$ verify the identities

$$0 = \det \mathbf{E}_\alpha(k, \widehat{\omega}_{\text{aco};\alpha}(k)) = \sum_{p,q=1}^3 \psi_{pq}^{(\alpha)}(\mathbf{m}) k^{2p} \widehat{\omega}_{\text{aco};\alpha}^{2q}(k) + \sum_{p=1}^3 \varphi_p^{(\alpha)}(\mathbf{m}) k^{2p} + \sum_{q=1}^3 \zeta_q^{(\alpha)}(\mathbf{m}) \widehat{\omega}_{\text{aco};\alpha}^{2q}(k) + \sigma^{(\alpha)}(\mathbf{m}) \quad (51)$$

for every $k \geq 0$ and $\alpha \in \{1, 2\}$, where $\psi_{pq}^{(\alpha)}, \varphi_p^{(\alpha)}, \zeta_q^{(\alpha)}, \sigma^{(\alpha)}$ are real scalar functions of the vector of material parameters of the model

$$\mathbf{m} = (\mu_e, \mu_{\text{micro}}, \lambda_e, \lambda_{\text{micro}}, \rho, \eta_1, \eta_2, \eta_3, \alpha_1, \alpha_2, \alpha_3, L_c). \quad (52)$$

In order to isolate the quantity $\widehat{\omega}'_{\text{aco};\alpha}(0)$, which is the slope of the acoustic curves in $k = 0$, we remark that

$$\forall k \geq 0, \quad 0 = \frac{d}{dk} [\det \mathbf{E}_\alpha(k, \widehat{\omega}_{\text{aco};\alpha}(k))] = \frac{\partial}{\partial k} [\det \mathbf{E}_\alpha(k, \widehat{\omega}_{\text{aco};\alpha}(k))] + \frac{\partial}{\partial \omega} [\det \mathbf{E}_\alpha(k, \widehat{\omega}_{\text{aco};\alpha}(k))] \cdot \underbrace{\frac{d\widehat{\omega}_{\text{aco};\alpha}(k)}{dk}}_{=\widehat{\omega}'_{\text{aco};\alpha}(k)}. \quad (53)$$

However, since we compute that $\frac{\partial}{\partial \omega} \det \mathbf{E}_\alpha(k, \widehat{\omega}_{\text{aco};\alpha}(k))|_{k=0} = 0$, the latter relation does not give any condition on $\widehat{\omega}'_{\text{aco};\alpha}(0)$. For this reason we perform also the second derivative (the calculations are given in Appendix 3) finding then

$$\widehat{\omega}'_{\text{aco};\alpha}(0) = \sqrt{\frac{-\varphi_1^{(\alpha)}(\mathbf{m})}{\zeta_1^{(\alpha)}(\mathbf{m})}} \quad (54)$$

with

$$\varphi_1^{(1)}(\mathbf{m}) = 2\lambda_e(3\lambda_{\text{micro}}(\mu_e + \mu_{\text{micro}}) + 2\mu_{\text{micro}}(3\mu_e + \mu_{\text{micro}})), \quad (55)$$

$$+ 4\mu_e(\lambda_{\text{micro}}(\mu_e + 3\mu_{\text{micro}}) + 2\mu_{\text{micro}}(\mu_e + \mu_{\text{micro}})) \quad (56)$$

$$\zeta_1^{(1)}(\mathbf{m}) = -2\rho(\mu_e + \mu_{\text{micro}})(2(\mu_e + \mu_{\text{micro}}) + 3\lambda_e + 3\lambda_{\text{micro}}), \quad (57)$$

¹³If $\mu_c = 0$, having that $\omega_r = 0$, one of the uncoupled branches becomes acoustic.

and

$$\zeta_1^{(2)}(\mathbf{m}) \varphi_1^{(2)}(\mathbf{m}) = -4 \varrho \mu_c (\mu_e + \mu_{\text{micro}}), \quad = 4 \mu_c \mu_e \mu_{\text{micro}}. \quad (58)$$

Recalling, the final expressions for the two slopes are

$$\widehat{\omega}'_{\text{aco};1}(0) = \sqrt{\frac{\lambda_e (3\lambda_{\text{micro}} (\mu_e + \mu_{\text{micro}}) + 2\mu_{\text{micro}} (3\mu_e + \mu_{\text{micro}})) + 2\mu_e (\lambda_{\text{micro}} (\mu_e + 3\mu_{\text{micro}}) + 2\mu_{\text{micro}} (\mu_e + \mu_{\text{micro}}))}{\rho (\mu_e + \mu_{\text{micro}}) (2(\mu_e + \mu_{\text{micro}}) + 3(\lambda_e + \lambda_{\text{micro}}))}} \quad (59)$$

$$\widehat{\omega}'_{\text{aco};2}(0) = \sqrt{\frac{\mu_e \mu_{\text{micro}}}{\rho (\mu_e + \mu_{\text{micro}})}}.$$

Remembering the basic relations in [1, 34] between our relaxed micromorphic parameters and that

$$\mu_{\text{macro}} = \frac{\mu_e \mu_{\text{micro}}}{\mu_e + \mu_{\text{micro}}}, \quad \lambda_{\text{macro}} = \frac{1}{3} \frac{(2\mu_e + 3\lambda_e) (2\mu_{\text{micro}} + 3\lambda_{\text{micro}})}{2(\mu_e + \mu_{\text{micro}}) + 3(\lambda_e + \lambda_{\text{micro}})} - \frac{2}{3} \frac{\mu_e \mu_{\text{micro}}}{\mu_e + \mu_{\text{micro}}}, \quad (60)$$

the equations in (59) can be neatly written as

$$\widehat{\omega}'_{\text{aco};1}(0) = \sqrt{\frac{2\mu_{\text{macro}} + \lambda_{\text{macro}}}{\rho}}, \quad \widehat{\omega}'_{\text{aco};2}(0) = \sqrt{\frac{\mu_{\text{macro}}}{\rho}}. \quad (61)$$

Based on this result we see that the tangents to the acoustic curves fully recover the format of classical isotropic linear elasticity, if the latter model is taken with parameters $\mu_{\text{macro}}, \lambda_{\text{macro}}$. This result should be compared with [27, eq. 8.13] where Mindlin also obtained the tangents of the transverse and longitudinal acoustic branches in 0. However, his results for the more general micromorphic model do not support the transparency of (61).

5 Action of the material parameters on the behavior of the dispersion curves

In the relaxed micromorphic model presented in this work, we have considered the splitting, following the Lie-Cartan decomposition of $\mathfrak{gl}(3)$, of the micro-inertia and of the potential part related to $\text{Curl } P$. This allows us to separate the governing behavior of the deformation mechanisms associated to the pure deformation, the volumetric expansion and the rotation of the microstructure. In this way, we can directly explore how each of these deformation modes affects the behavior of the dispersion curves. In the following, we show how varying independently the material parameters η_1, η_2, η_3 and $\alpha_1, \alpha_2, \alpha_3$ we can act on the behavior of the dispersion curves with more freedom with respect to the non-weighted relaxed micromorphic model presented in [25]. We have numerically solved the equation $\det \mathbf{D}(k, \omega) = 0$ looking for solutions of the type $\widehat{\omega}_i = \widehat{\omega}_i(k)$ which are curves of the considered medium. In this section we analyze the obtained solutions for different choices of the material parameters in order to highlight their effect on the behavior of the dispersion curves. The material parameters in Table 2 are those used in the simulations if not differently specified.

μ_e	λ_e	μ_{micro}	λ_{micro}	μ_c	L_c	ρ
200	400	100	100	440	3	2000
MPa	MPa	MPa	MPa	MPa	mm	kg/m ³

Table 2: Values of the material parameters used in the numerical determination of the dispersion curves.

5.1 Classical results

Classical linear elasticity and the Cosserat model can be obtained as limit cases starting from the relaxed micromorphic one. In order to directly compare the dispersion curves of these models with those of the relaxed one, we present them in this sub-section. We briefly recall that the strain energy density for the classical linear elasticity is given by

$$W_{\text{macro}}(\nabla u) = \mu_{\text{macro}} \|\text{sym } \nabla u\|^2 + \frac{\lambda_{\text{macro}}}{2} (\text{tr } \nabla u)^2.$$

Moreover, the kinetic energy density used for the classical model is clearly

$$J_{\text{macro}} = \frac{1}{2} \rho \langle u_{,t}, u_{,t} \rangle.$$

Classical Cauchy linear elasticity gives rise to the dispersion curves presented in Fig. 2 (left). The dispersion curves reduce to straight lines, which means that the speed of propagation of waves is independent of the frequency of the traveling waves. The slopes of the dispersion curves are given by $\sqrt{\frac{\mu_{\text{macro}}}{\rho}}$ for transversal waves and $\sqrt{\frac{2\mu_{\text{macro}} + \lambda_{\text{macro}}}{\rho}}$ for longitudinal waves (μ_{macro} and λ_{macro} are the Lamé parameters of the considered Cauchy continuum).

As for the weighted Cosserat model, it features a strain energy density of the type:

$$W_{\text{cos}} = \mu_e \|\text{sym } \nabla u\|^2 + \mu_c \|\text{skew}(\nabla u - P)\|^2 + \frac{\lambda_e}{2} (\text{tr } \nabla u)^2 \quad (62)$$

$$+ \mu_e \frac{L_c^2}{2} \left(\alpha_1 \|\text{dev sym Curl skew } P\|^2 + \alpha_2 \|\text{skew Curl skew } P\|^2 + \frac{1}{3} \alpha_3 (\text{tr Curl skew } P)^2 \right),$$

where P is constrained to be skew-symmetric. The kinetic energy considered for the Cosserat model takes the form:

$$J_{\text{cos}} = \frac{\rho}{2} \|u_{,t}\|^2 + \frac{\eta_2}{2} \|\text{skew } P_{,t}\|. \quad (63)$$

Following the same procedures shown in section 4 for the relaxed micromorphic model, the study of plane wave propagation in Cosserat media (we give the corresponding Euler-Lagrange equations in the appendix) gives rise to dispersion curves of the type shown in Fig.2 (right). The values of the asymptotes are given by

$$c_1^{\text{cos}} = \sqrt{\frac{\alpha_1 + 2\alpha_3}{3\eta_2}} \mu_e L_c^2 = c_m^{\text{vd}}, \quad c_2^{\text{cos}} = \sqrt{\frac{\mu_c + \mu_e}{\rho}} = c_s, \quad (64)$$

and for the values of the slopes of the acoustic branches we find

$$c_3^{\text{cos}} = \frac{1}{2} \sqrt{\frac{\alpha_1 + \alpha_2}{\eta_2}} \mu_e L_c^2 = \lim_{\eta_1 \rightarrow \infty} c_m^{\text{dr}}, \quad c_4^{\text{cos}} = \sqrt{\frac{\lambda_e + 2\mu_e}{\rho}} = c_p. \quad (65)$$

We will show in what follows that even if the Cosserat model allows to account for some dispersion at higher frequencies, the behavior of dispersion curves related to the relaxed micromorphic model is richer as it allows for the description of band-gaps and account for more complex microstructure motions. We will finally show that both the classical cases presented in this subsection (Cauchy and Cosserat) can be obtained as degenerate limit cases of the relaxed micromorphic model.

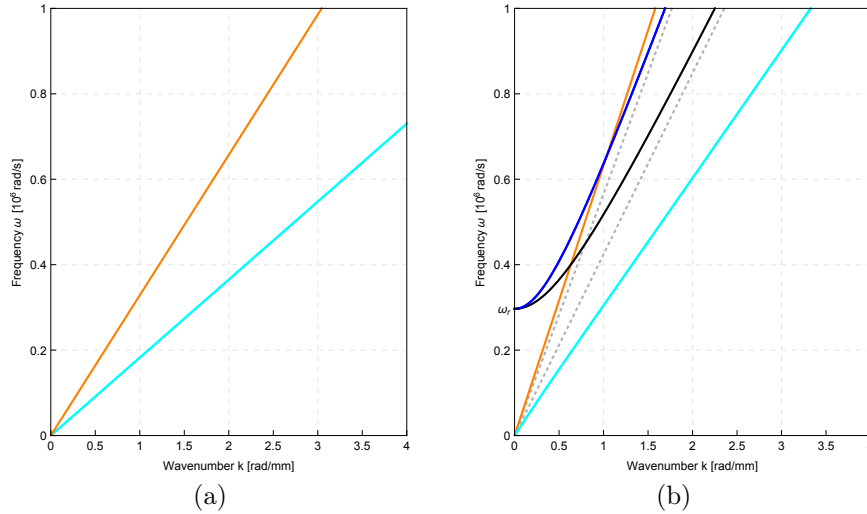


Figure 2: Dispersion curves for linear elasticity (a) and the Cosserat model with $\eta_2 = 10^{-2}$ [Kg/m] (b).

5.2 The classical relaxed micromorphic model and the internal variable model

Before proceeding, we report some results already available in the literature [25, 26] which we obtain from our weighted model setting $\eta_1 = \eta_2 = \eta_3$ and $\alpha_1 = \alpha_2 = \alpha_3$ (classical relaxed micromorphic case). Moreover, we also study the limit case that is obtained setting $\alpha_1 = \alpha_2 = \alpha_3 = 0$, which is also known as internal variable model (no derivatives of the micro-distortion P appearing in the strain energy density). The dispersion curves for the two models are shown in Fig. 3.

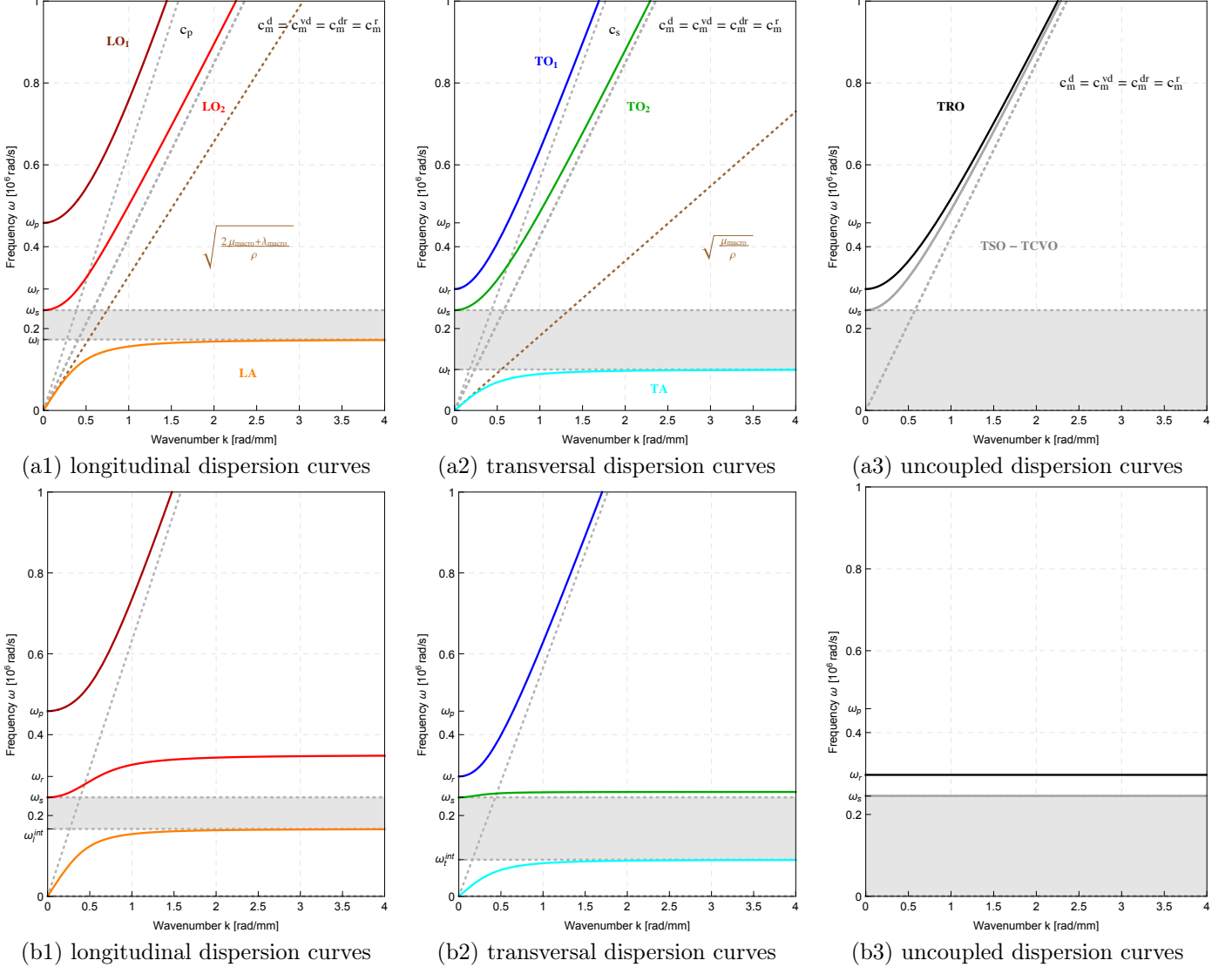


Figure 3: Dispersion curves for the classical relaxed micromorphic case $\alpha_1 = \alpha_2 = \alpha_3 = 1$ and $\eta_1 = \eta_2 = \eta_3 = 10^{-2} Kg/m$ (a1,a2,a3), and for the internal variable case: $\alpha_1 = \alpha_2 = \alpha_3 = 0$ and $\eta_1 = \eta_2 = \eta_3 = 10^{-2} Kg/m$ (b1,b2,b3).

In both cases, we find 8 different dispersion curves instead of 12. Indeed, we would expect 12 curves since the kinematics is given by the 3 components of the displacement field u , plus the 9 components of the micro-distortion field P . This means that there are overlapped curves (our check exhibits 4 couples of overlapping curves). The band-gap region is clearly present in both models. These results are fully compatible with what has been found in [25] and in [26]. In particular, we find the same behavior presented in [25] and [26], where sufficient conditions on the constitutive parameters have been found that guarantee the existence of band gaps. Moreover, for the internal-variable case, it has been shown in [26] that two optic branches become horizontal and four horizontal asymptotes can be found which are not related with the two horizontal asymptotes of the case $\alpha_1 = \alpha_2 = \alpha_3 \neq 0$.

In the present work, in order to present a parametric study on the behavior of the dispersion curves varying a great number of material parameters, we have decided to represent, in the newly studied cases, all the dispersion

curves in the same picture associating to every curve a specific color. With respect to the nomenclature states in [25] the correspondence with our choice of colors is as follows (Table 3):

longitudinal curves	transversal curves	uncoupled curves
● Dark Red → \mathbf{LO}_1	● Blue → \mathbf{TO}_1	● Black → \mathbf{TRO}
● Red → \mathbf{LO}_2	● Green → \mathbf{TO}_2	● Gray → \mathbf{LSO}
● Orange → \mathbf{LA}	● Cyan → \mathbf{TA}	● Gray → \mathbf{TCVO}

Table 3: Nomenclature and colors for dispersion curves

5.3 A panorama of dispersion curves for the weighted relaxed micromorphic model.

In this subsection we present a complete panorama of the dispersion curves associated to the weighted relaxed micromorphic model highlighting the effect of each of the weights $\eta_1, \eta_2, \eta_3, \alpha_1, \alpha_2$ and α_3 on the dispersion curves themselves. If not differently specified, the reference values of the weights are those given in the following table:

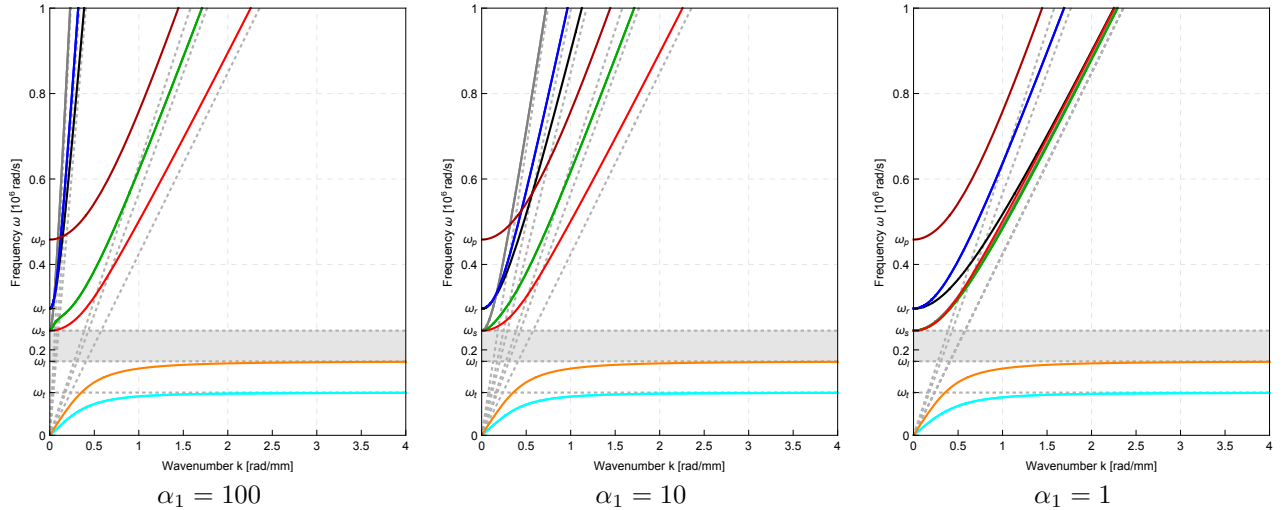
α_1	α_2	α_3	η_1	η_2	η_3
1	1	1	10^{-2}	10^{-2}	10^{-2}
-	-	-	[Kg/m]	[Kg/m]	[Kg/m]

Table 4: Values of the material parameters used in the numerical determination of the dispersion curves.

5.3.1 Case $\mu_c > 0, \lim_{\alpha_1 \rightarrow 0}$

Characteristic limit elastic energy $\|\nabla u - P\|^2 + \|\text{sym } P\|^2 + \|\text{skew Curl } P\|^2 + \frac{1}{3} (\text{tr Curl } P)^2$.

Characteristic limit kinetic energy $\|u_{,t}\|^2 + \|P_{,t}\|^2$.



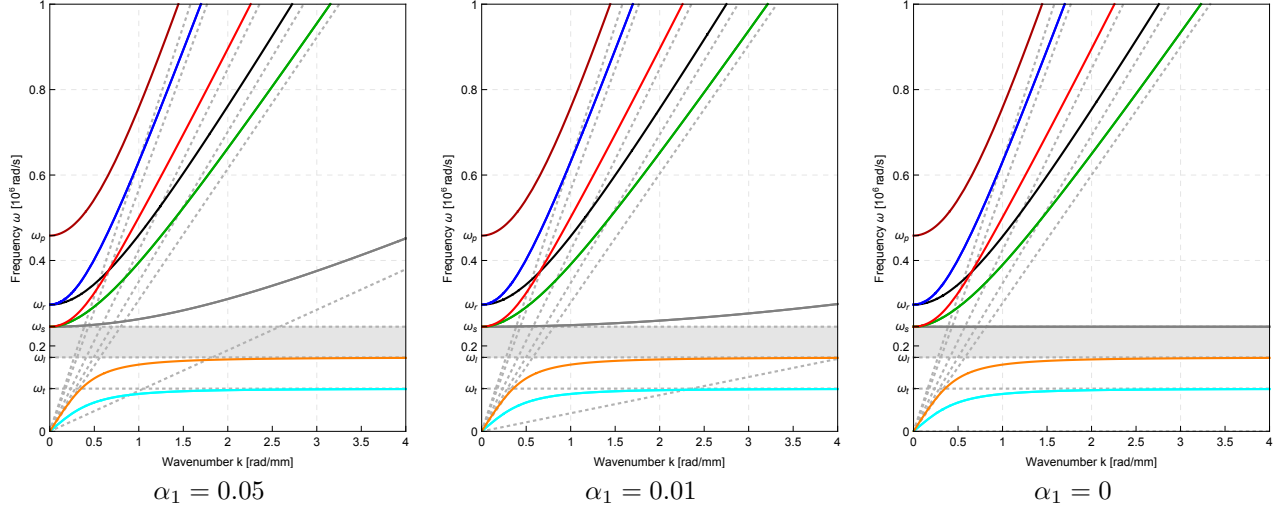


Figure 4: Effect of the parameter α_1 on the dispersion curves. We set $\eta_1 = \eta_2 = \eta_3 = 10^{-2} Kg/m$

On the basis of the picture, it is clear that the action of the parameter α_1 preserves the presence of the band gap. This parameter does not act on the curves with a horizontal asymptote (cyan, orange) and it does not act on the optic curves in dark red and red. It is also possible to remark that with the variation of α_1 some curves change their oblique asymptotes. Finally, one of the dispersion curves becomes completely horizontal when setting $\alpha_1 = 0$. This feature is peculiar to the parameter α_1 because no completely horizontal curves are produced by setting $\alpha_2 = 0$ or $\alpha_3 = 0$ (see subsequent pictures). This means that *it is mainly the parameter α_1 which governs non-localities in metamaterials*. Indeed, horizontal dispersion curves are peculiar of metamaterials in which adjacent unit cells do not affect the behavior of each other based on the hypothesis of separation of scales (see [41, 39]). We explicitly remark that the picture obtained with $\alpha_1 = 1$ is the one relative to the classical relaxed micromorphic model (see also Fig. 3 (a)).

5.3.2 Case $\mu_c > 0$, $\lim_{\alpha_2 \rightarrow 0}$

Characteristic limit elastic energy $\|\nabla u - P\|^2 + \|\text{sym } P\|^2 + \|\text{sym Curl } P\|^2$.
 Characteristic limit kinetic energy $\|u_{,t}\|^2 + \|P_{,t}\|^2$.

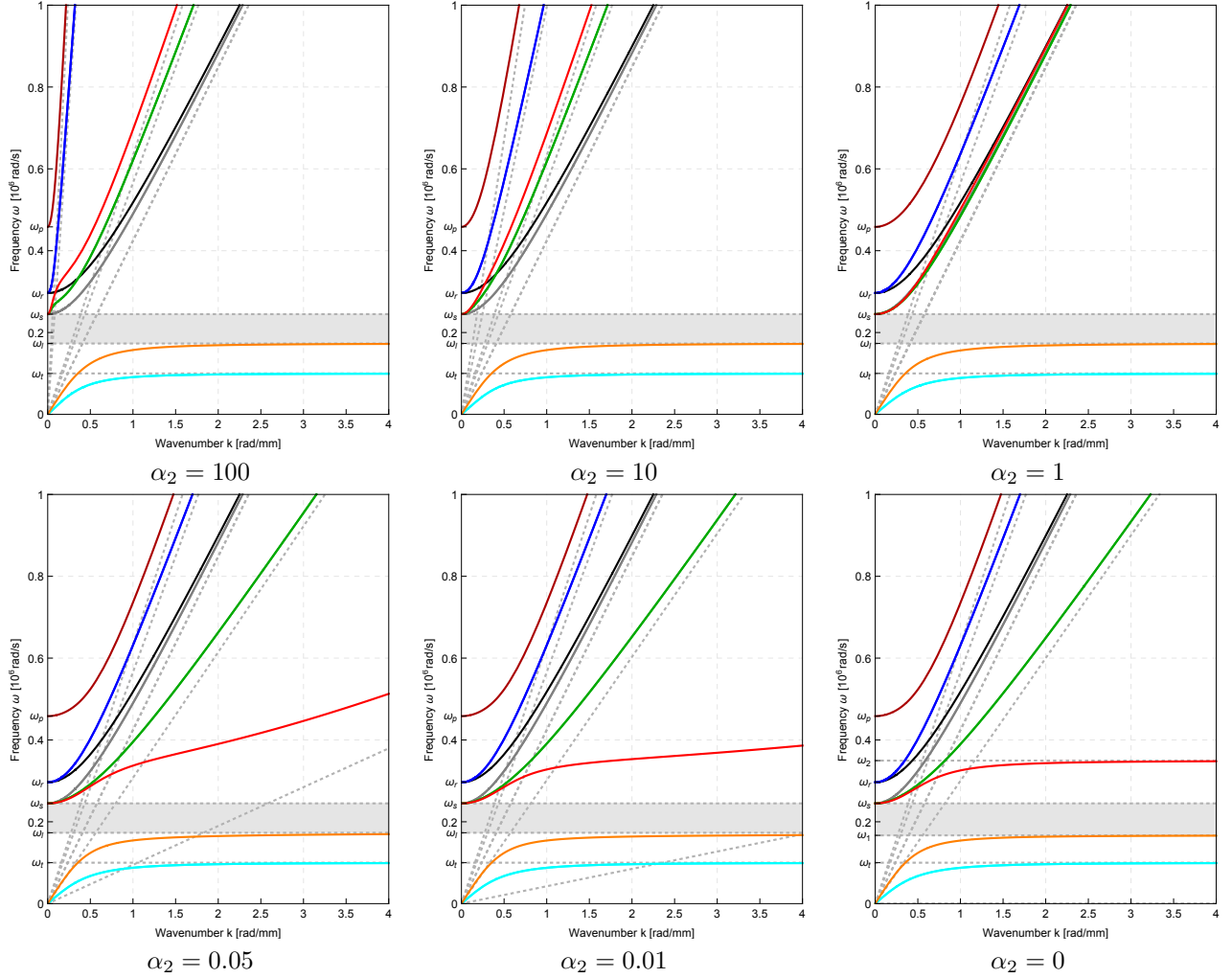


Figure 5: Effect of the parameter α_2 on the dispersion curves.

On the basis of the picture, it is clear that the action of the parameter α_2 preserves the presence of the band gap. Varying the values of this parameter, we have an action only on the curves in black and gray. The parameter α_2 is also seen to have some direct influence on the horizontal asymptotes for the orange optic wave. In fact if $\alpha_2 = 0$ the value of this horizontal asymptote changes and we can calculate it solving the equation

$$c_{16}(\omega_*^2) = 0 \quad (66)$$

with respect to ω_* . This is exactly the direct application of the proposition 4 in the case in which the coefficient $c_{18}(\omega^2)$ is not present. Between the solutions of the eq.(66) we find

$$\omega_1 = \sqrt{\frac{\tilde{q}_1}{3\eta_1\eta_3(\lambda_e + 2\mu_e)} - \frac{\sqrt{(\tilde{q}_2)^2 - 4(3\eta_1\eta_3\lambda_e + 6\eta_1\eta_3\mu_e)\tilde{q}_3}}{6\eta_1\eta_3(\lambda_e + 2\mu_e)} + \frac{9\eta_1\lambda_e\lambda_h}{6\eta_1\eta_3(\lambda_e + 2\mu_e)}}$$

$$\omega_2 = \sqrt{\frac{\tilde{q}_1}{3\eta_1\eta_3(\lambda_e + 2\mu_e)} + \frac{\sqrt{(\tilde{q}_2)^2 - 4(3\eta_1\eta_3\lambda_e + 6\eta_1\eta_3\mu_e)\tilde{q}_3}}{6\eta_1\eta_3(\lambda_e + 2\mu_e)} + \frac{9\eta_1\lambda_e\lambda_h}{6\eta_1\eta_3(\lambda_e + 2\mu_e)}}$$

where

$$\begin{aligned}\tilde{q}_1 &= 4\eta_1\mu_e^2 + 2\eta_3\mu_e^2 + 6\eta_1\lambda_e\mu_e + 3\eta_3\lambda_e\mu_e + 6\eta_1\mu_e\mu_{\text{micro}} + 6\eta_3\mu_e\mu_{\text{micro}} + 9\eta_1\mu_e\lambda_h + 3\eta_1\lambda_e\mu_{\text{micro}} + 3\eta_3\lambda_e\mu_{\text{micro}} \\ \tilde{q}_2 &= -12\eta_1\lambda_e\mu_e - 6\eta_3\lambda_e\mu_e - 8\eta_1\mu_e^2 - 4\eta_3\mu_e^2 - 18\eta_1\mu_e\lambda_{\text{micro}} - 6\eta_1\lambda_e\mu_{\text{micro}} - 6\eta_3\lambda_e\mu_{\text{micro}}\mu_{\text{micro}} \\ &\quad - 9\eta_1\lambda_e\lambda_{\text{micro}} - 12\eta_1\mu_e\mu_{\text{micro}} - 12\eta_3\mu_e, \\ \tilde{q}_3 &= 12\mu_e^2\lambda_{\text{micro}} + 18\lambda_e\mu_e\lambda_{\text{micro}} + 36\lambda_e\mu_e\mu_{\text{micro}} + 36\mu_e\lambda_h\mu_{\text{micro}} + 12\lambda_e\mu_{\text{micro}}^2 \\ &\quad + 18\lambda_e\lambda_{\text{micro}}\mu_{\text{micro}} + 24\mu_e^2\mu_{\text{micro}} + 24\mu_e\mu_{\text{micro}}^2.\end{aligned}$$

5.3.3 Case $\mu_c > 0$, $\lim_{\alpha_3 \rightarrow 0}$

Characteristic limit elastic energy $\|\nabla u - P\|^2 + \|\text{sym } P\|^2 + \|\text{dev Curl } P\|^2$

Characteristic limit kinetic energy $\|u_{,t}\|^2 + \|P_{,t}\|^2$.

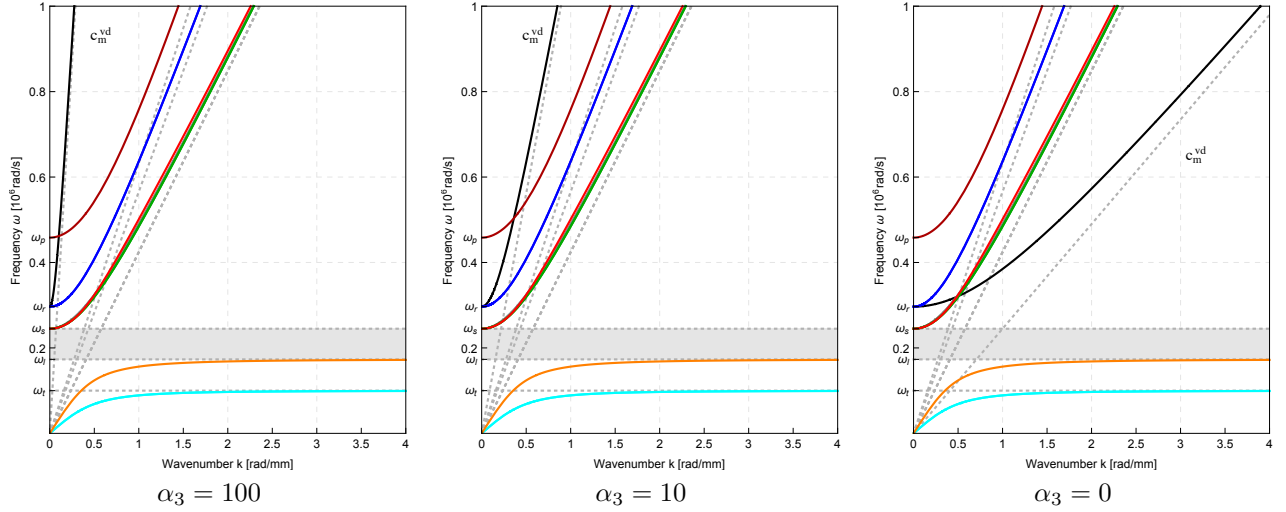


Table 5: Effect of the parameter α_3 on the dispersion curves.

The action of the parameter α_3 preserves the presence of the band gaps. It acts only on the uncoupled curve in black leaving all the others fixed. The parameter α_3 has no direct effect neither on horizontal asymptotes, nor on the creation of purely horizontal curves. The oblique asymptote of the black branch is c_m^{vd} , and we explicitly remark that

$$\lim_{\alpha_3 \rightarrow 0} c_m^{\text{vd}} = \frac{\alpha_1}{\eta_3} \frac{\mu_e L_c^2}{3} \quad \text{and} \quad \lim_{\alpha_3 \rightarrow 0} c_m^{\text{vd}} = +\infty.$$

5.3.4 Case $\mu_c > 0$, $\lim_{\alpha_2, \alpha_3 \rightarrow 0}$

Characteristic limit elastic energy $\|\nabla u - P\|^2 + \|\text{sym } P\|^2 + \|\text{dev sym Curl } P\|^2$.
 Characteristic limit kinetic energy $\|u_{,t}\|^2 + \|P_{,t}\|^2$.

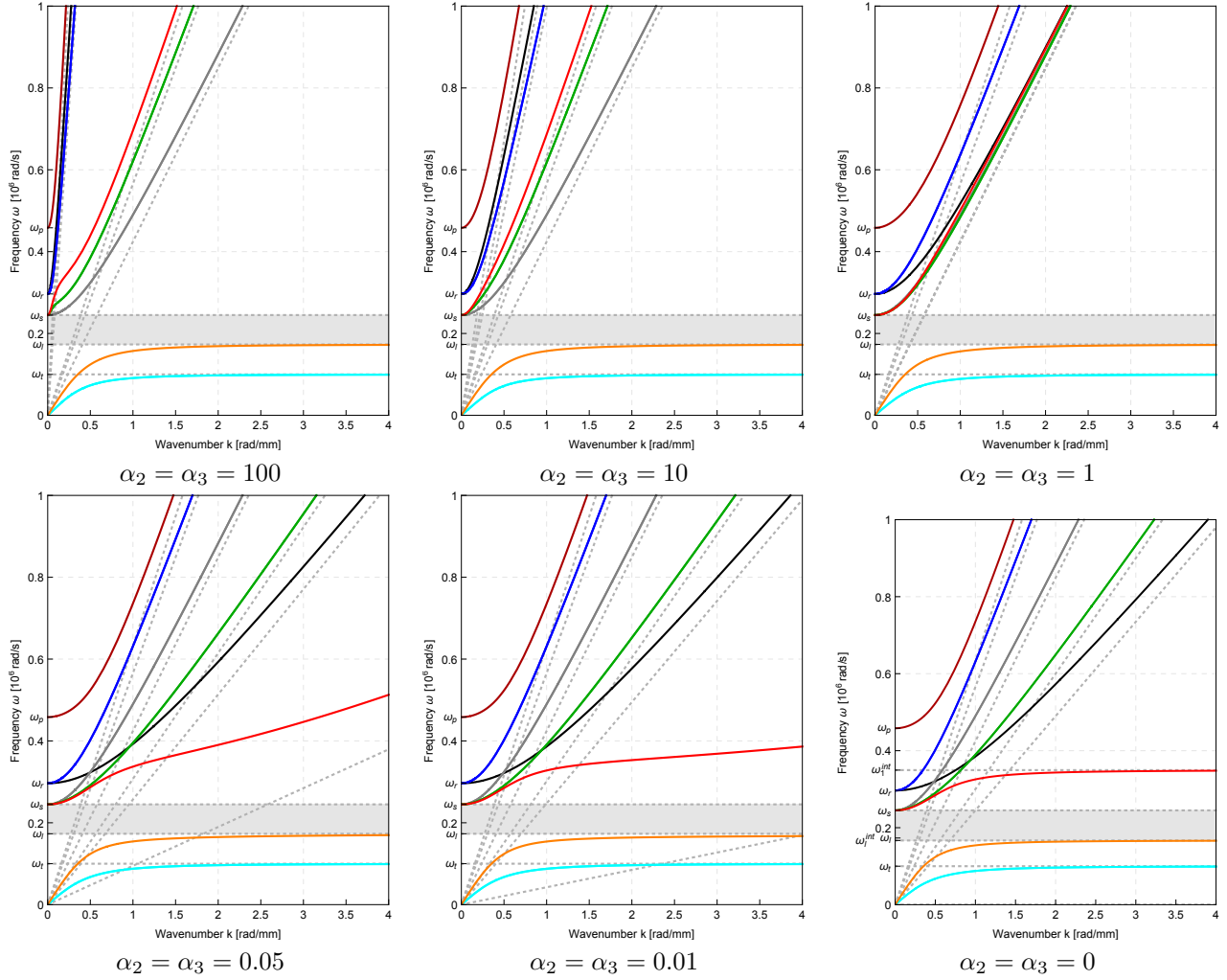


Figure 6: Combined effect of the parameter α_2 and α_3 on the dispersion curves.

The combined action of the parameters α_2 and α_3 is given by the superposition of the effects observed in subsections 5.3.2 and 5.3.3. Only three curves (gray, orange, cyan) remain fixed.

5.3.5 Vanishing Cosserat couple modulus $\mu_c = 0$ and $\lim_{\alpha_1 \rightarrow 0}$

Characteristic limit elastic energy $\|\text{sym}(\nabla u - P)\|^2 + \|\text{sym} P\|^2 + \|\text{skew Curl} P\|^2 + \frac{1}{3}(\text{tr Curl} P)^2$.
 Characteristic limit kinetic energy $\|u_{,t}\|^2 + \|P_{,t}\|^2$.

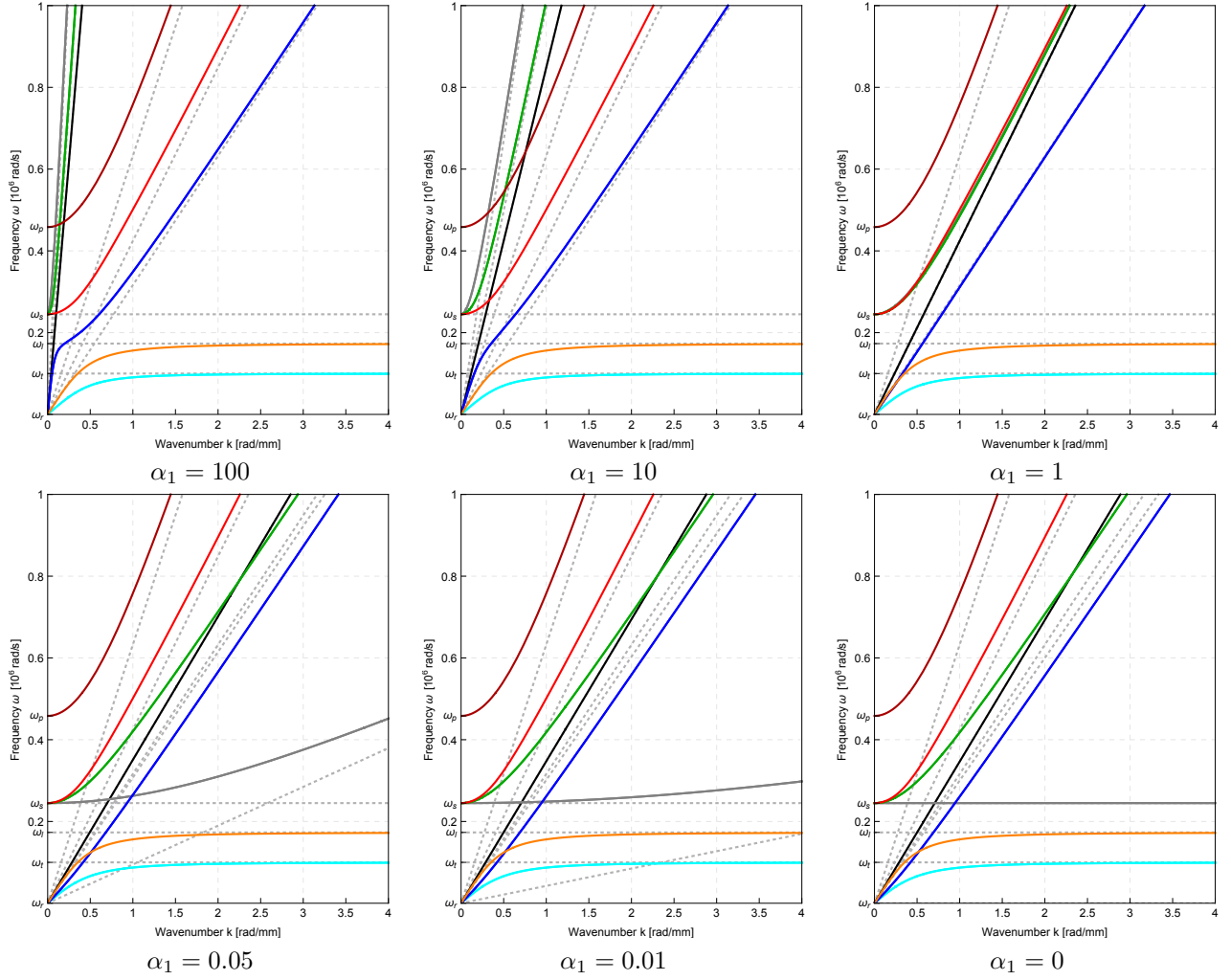


Figure 7: Effect of the parameter α_1 on the dispersion curves for the case $\mu_c = 0$. Higher values of α_1 have some non-negligible effects on the new extra acoustic curves.

In this case we see that two curves (black and green) become acoustic. As a consequence, there is no complete band gap. This is coherent with the results of [25] in which the existence of 2 complete band-gaps is directly related to a non-vanishing Cosserat couple modulus $\mu_c > 0$. The particular effect of the parameter $\alpha_1 = 0$ on the existence of a horizontal curve is preserved (see also Fig.4).

We explicitly mention that the presence of 4 acoustic curves is not observed in any known pattern of dispersion curves for real metamaterials. This means that such metamaterials need to have a non-vanishing Cosserat couple modulus $\mu_c > 0$ which allows for the description of rotational micro-motions at higher frequencies.

5.3.6 Vanishing Cosserat couple modulus $\mu_c = 0$ and $\lim_{\alpha_2 \rightarrow 0}$

Characteristic limit elastic energy $\|\text{sym}(\nabla u - P)\|^2 + \|\text{sym} P\|^2 + \|\text{sym} \text{Curl} P\|^2$.
 Characteristic limit kinetic energy $\|u_{,t}\|^2 + \|P_{,t}\|^2$.

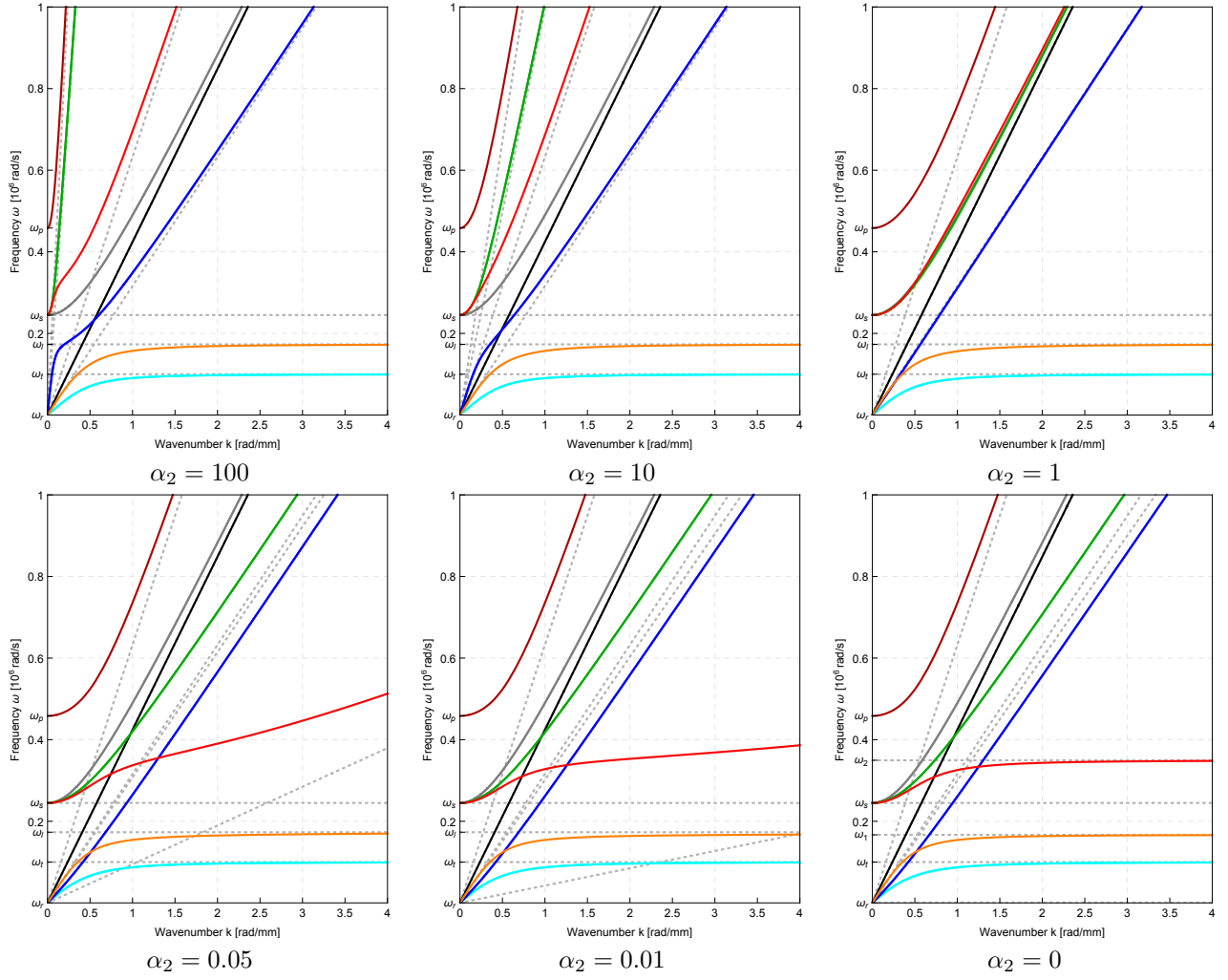


Figure 8: Effect of the parameter α_2 on the dispersion curves for the case $\mu_c = 0$.

Again, the two extra characteristic acoustic curves that arise when setting $\mu_c = 0$ are recovered again. An effect of the parameter α_2 similar to the one shown in Fig. 5 is also found for the optic wave which becomes horizontal. A high value of α_2 has also a visible effect on one of the two extra acoustic curves.

5.3.7 Vanishing Cosserat couple modulus $\mu_c = 0$ and $\lim_{\alpha_3 \rightarrow 0}$

Characteristic limit elastic energy $\|\text{sym}(\nabla u - P)\|^2 + \|\text{sym} P\|^2 + \|\text{dev Curl } P\|^2$.
 Characteristic limit kinetic energy $\|u_{,t}\|^2 + \|P_{,t}\|^2$.

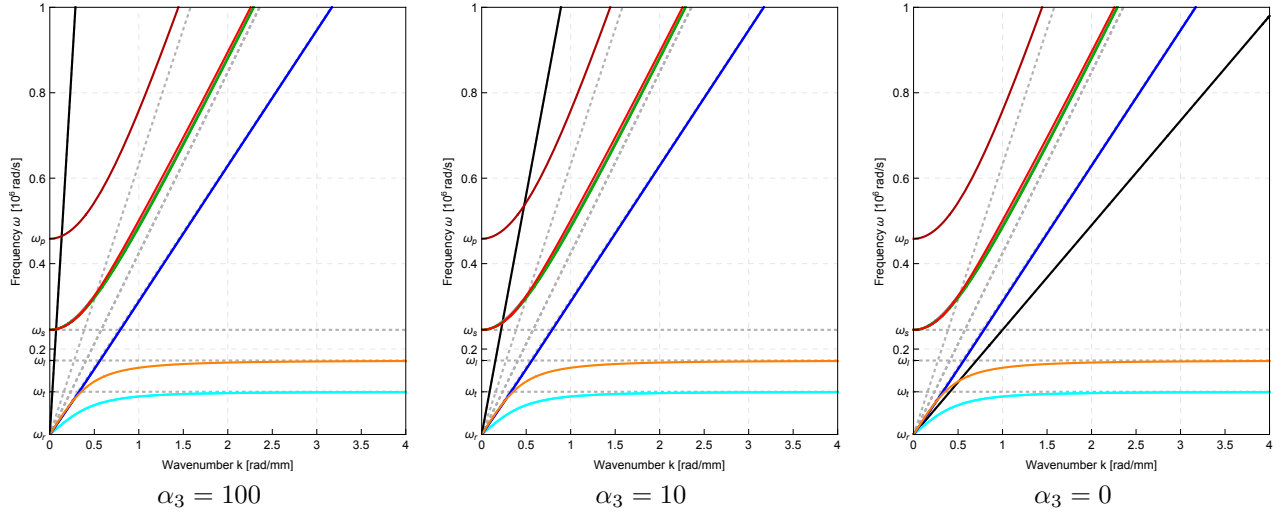


Table 6: Effect of the parameter α_3 on the dispersion curves for the case $\mu_c = 0$.

In this case we see again that two curves (blue and black) become acoustic. There is no complete band gap. This confirms once again the need of having $\mu_c > 0$ as a necessary condition for the existence of complete band-gaps. The effect of the parameter α_3 is limited to the control of the slope of one of the two extra acoustic curves whose onset is related to the fact of setting $\mu_c = 0$.

5.4 Variation of the micro-inertia weighting

As shown in section 4.3.1, the three weights of the micro-inertia have a fundamental role on the definition of the cut-off frequencies of the optic waves. Indeed, this is one of the main results of the present paper: the split of the micro-inertia allows to control separately the starting point of the optic curves which can be translated along the y - axis by simply varying the value of each of the parameters η_1, η_2, η_3 . Such possibility of independent control of the optic branches is a major characteristic for an effective calibration of the material parameters of the relaxed micromorphic model on the dispersion patterns of real metamaterials.

5.4.1 Case $\eta_1 \rightarrow 0$

Characteristic limit elastic energy $\|\nabla u - P\|^2 + \|\text{sym } P\|^2 + \|\text{Curl } P\|^2$.

Characteristic limit kinetic energy $\|u_{,t}\|^2 + \|\text{skew } P_{,t}\|^2 + \frac{1}{3} (\text{tr } P_{,t})^2$.

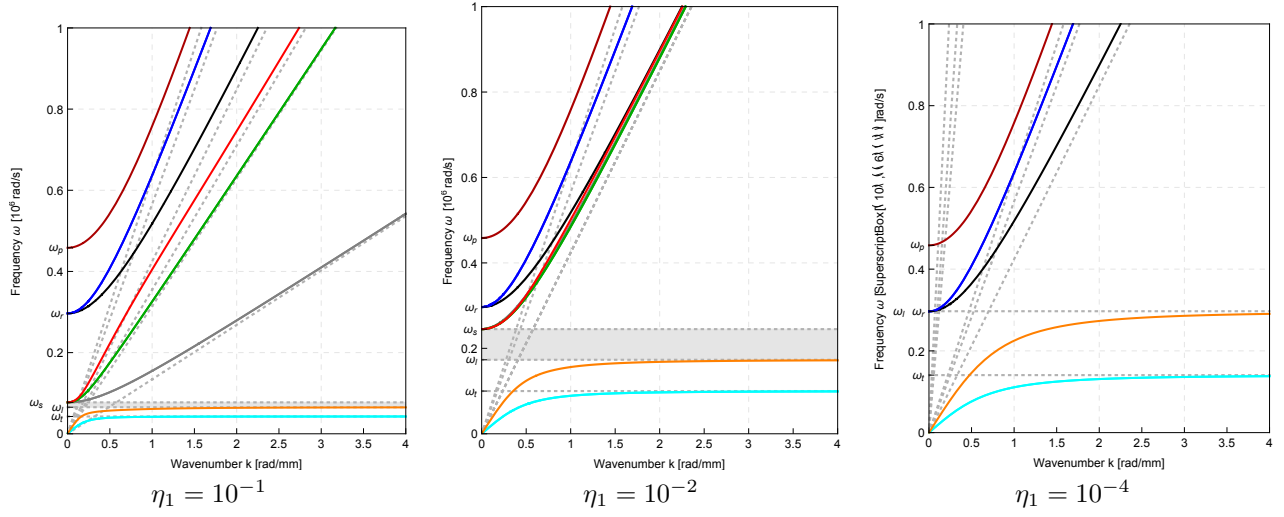


Figure 9: Effect of the parameter η_1 on the dispersion curves.

In this case we can see that the band gap is preserved when $\eta_1 \in (0, 10^{-2})$. For values $\eta_1 \in [10^{-2}, 10^2]$ the band gap is always present but it becomes smaller. For values of η_1 smaller than 10^{-4} the behavior of the dispersion curves is unchanged with respect to the case with $\eta_1 = 10^{-4}$. This characteristic behavior is directly related to the definition of the cut-off frequency $\omega_s = \sqrt{\frac{2\mu_e + \mu_{\text{micro}}}{\eta_1}}$. For $\eta_1 \rightarrow 0$ some of the optic branches go to infinity and do not appear in the dispersion diagram (Fig. 9 right). For smaller values of η_1 the optic branches starting from the cut-off frequency ω_s appear in the dispersion diagram (Fig. 9 center). For higher values of η_1 , the optic curves originating from ω_s start from a lower value and the slope of one of such curves becomes smaller (Fig. 9 right). In the limit $\eta_1 \rightarrow \infty$ one would expect that two optic branches related to ω_s become acoustic. This is indeed the case as it will be shown in subsection 5.4.5.

5.4.2 Case $\eta_2 \rightarrow 0$

Characteristic limit elastic energy $\|\nabla u - P\|^2 + \|\text{sym } P\|^2 + \|\text{Curl } P\|^2$.
 Characteristic limit kinetic energy $\|u_{,t}\|^2 + \|\text{sym } P_{,t}\|^2$.

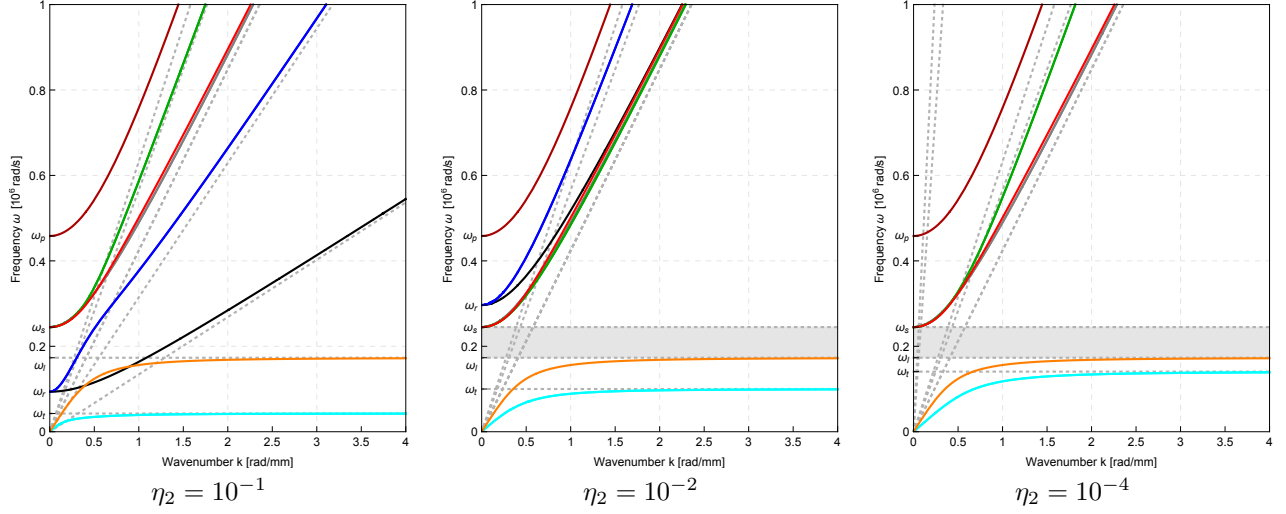


Figure 10: Effect of the parameter η_2 on the dispersion curves.

In this case we can see that the band gap is preserved when $\eta_2 \in (0, 10^{-2})$. There is a value $\eta_{\text{crit}} \in (10^{-2}, 10^2)$ such that for every $\eta_2 > \eta_{\text{crit}}$ the band gap is absent. This critical value can be related to the definition of the cut-off frequency $\omega_r = \sqrt{\frac{2\mu_c}{\eta_2}}$.

Analogous consideration can be made with respect to the preceding case. In the present case the optic branches originating from ω_r are involved in the translations of the cut-offs associated to the variation of η_2 . The limit case $\eta_2 \rightarrow \infty$ will be discussed in subsection 5.4.6.

5.4.3 Case $\eta_3 \rightarrow 0$

Characteristic limit elastic energy $\|\nabla u - P\|^2 + \|\text{sym } P\|^2 + \|\text{Curl } P\|^2$.
 Characteristic limit kinetic energy $\|u_{,t}\|^2 + \|\text{dev } P_{,t}\|^2$.

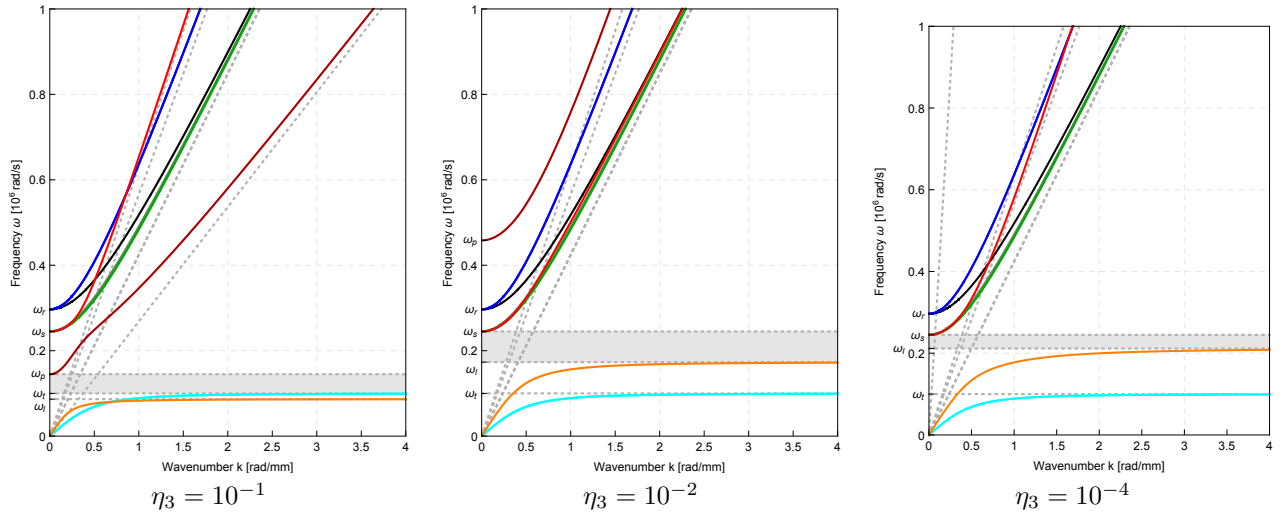


Figure 11: Effect of the parameter η_3 on the dispersion curves.

In this case we can see that the band gap is preserved when $\eta_3 \in (0, 10^{-2})$. We will see in section 5.4.7 that there is a value $\eta_{\text{crit}} \in (10^{-2}, 10^2)$ such that for every $\eta_3 > \eta_{\text{crit}}$ the band gap is absent. A similar behavior with respect to

the previous two cases is observed for what concerns the optic wave originating from $\omega_p = \sqrt{\frac{3(\lambda_e + \lambda_{\text{micro}}) + 2(\mu_e + \mu_{\text{micro}})}{\eta_3}}$. The limit case $\eta_3 \rightarrow \infty$ will be described in section 5.4.7.

5.4.4 Cases $\eta_1, \eta_2, \eta_3 \rightarrow 0$: the fundamental role of the micro-inertia for enriched continuum mechanics

Characteristic limit elastic energy $\|\nabla u - P\|^2 + \|\text{sym } P\|^2 + \|\text{Curl } P\|^2$.

Characteristic limit kinetic energy $\|u_{,t}\|^2$.

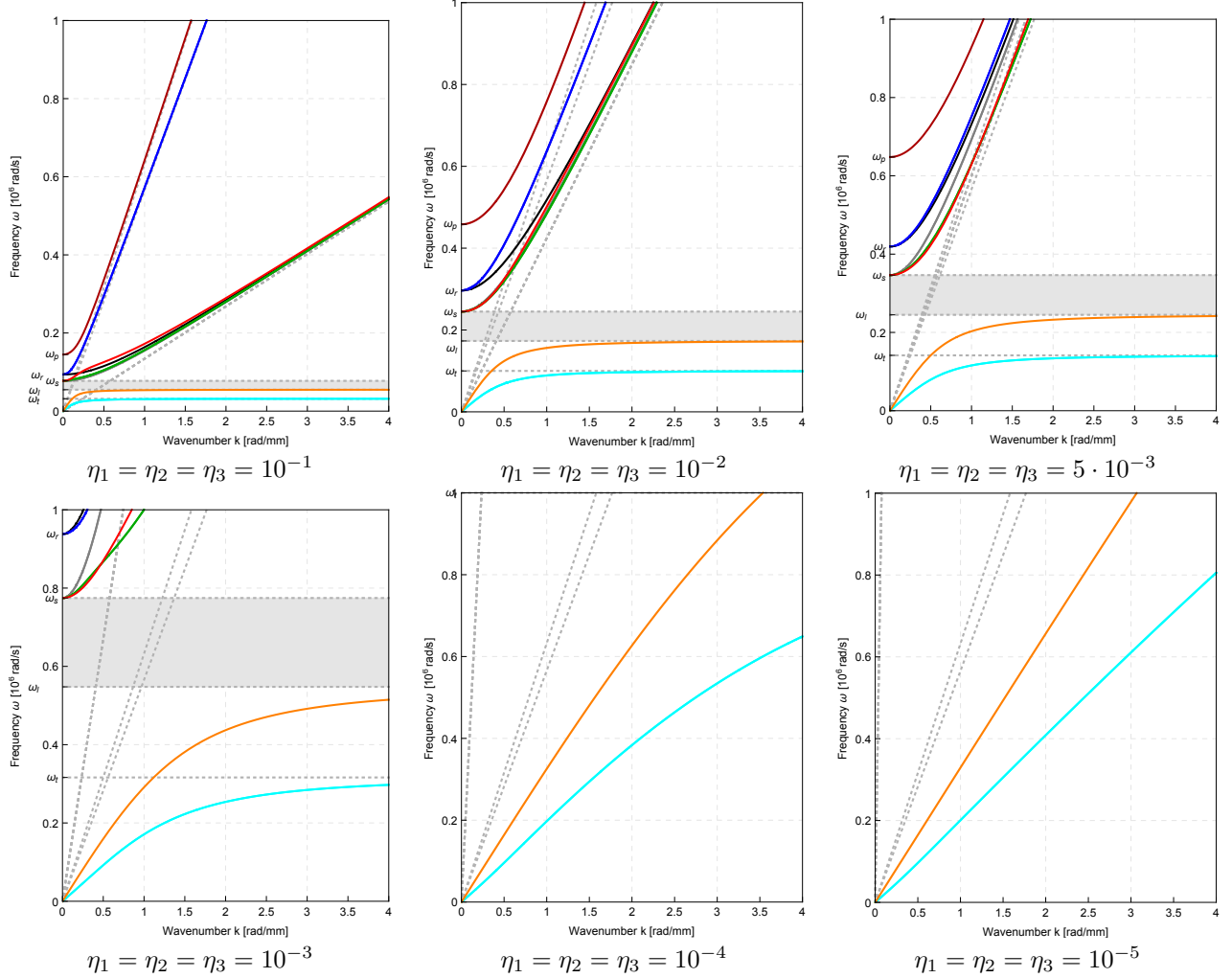


Figure 12: Combined effect of the parameter η_1, η_2, η_3 on the dispersion curves.

In Figure 12 we show the combined effect of the micro-inertia parameters on the behavior of the dispersion curves. When letting the three parameters tend to zero with the same speed, one ends up with a dispersion diagram which is peculiar of the classical linear elastic Cauchy media (Fig.12 bottom right).

This is a fundamental result of the present study which is not exhaustively treated in the literature: if one considers a continuum with enriched kinematic (u, P) , if no micro-inertia is considered to complement the macro-inertia $\rho \|u_{,t}\|^2$, then the dispersion curves will not be different from those of the classical Cauchy continuum (Fig. 2 (a)). In order to activate the micro-motions associated to the micro-distortion tensor P a micro-inertia $\eta \|P_{,t}\|^2$ is needed.

5.4.5 Case $\eta_1 \rightarrow +\infty$

Characteristic limit elastic energy $\|\text{sym}(\nabla u - P)\|^2 + \|\text{sym} P\|^2 + \|\text{Curl} P\|^2$.

Characteristic limit kinetic energy $\|u_{,t}\|^2 + \|\text{skew} P_{,t}\|^2 + \frac{1}{3}(\text{tr} P_{,t})^2$, $\text{dev sym} P_{,t} = 0$.

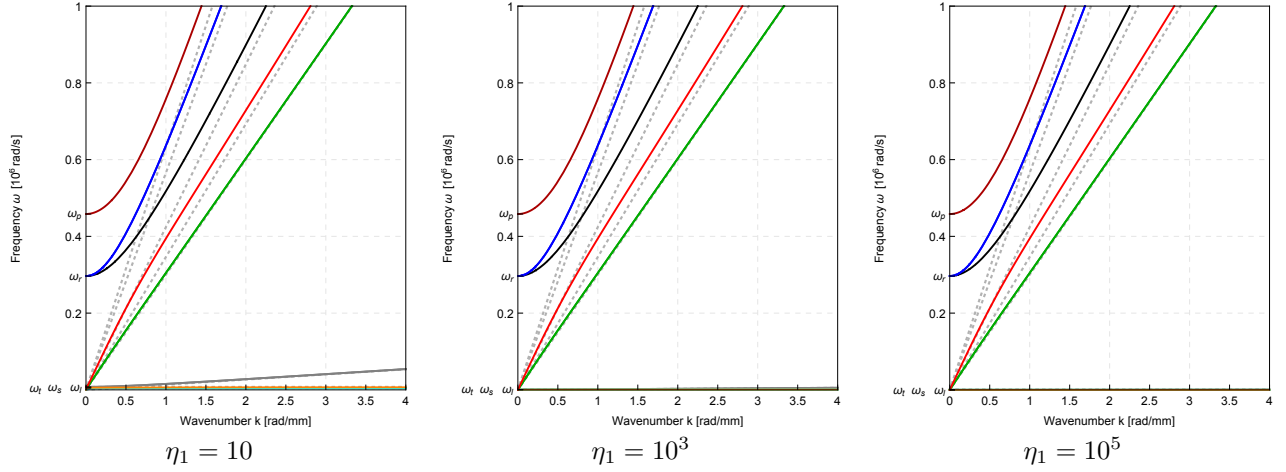


Figure 13: Effect of the parameter η_1 on the dispersion curves.

We complete here the case treated in subsection 3.4.1, by describing the behavior of the dispersion curves when letting $\eta_1 \rightarrow \infty$.

As expected, the optic branches originating from the cut-off ω_s become acoustic and, moreover, they are non-dispersive. What is more surprising is that the original acoustic branches flatten to zero and hence disappear from the dispersion diagram.

This means that, in the limit, we are constraining the system to have less degrees of freedom by artificially imposing an infinite inertia that does not allow some specific micro-vibrations.

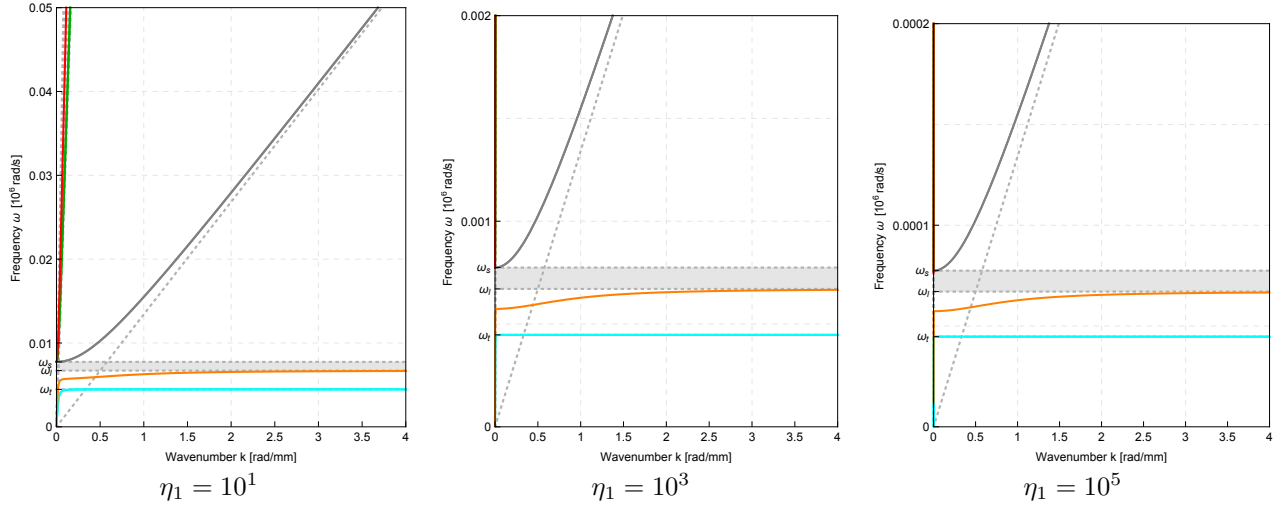


Figure 14: Zoom on the acoustic branches.

In Fig. 14 we make a zoom on the acoustic curves that are flattening to zero.

5.4.6 Case $\eta_2 \rightarrow +\infty$

Characteristic limit elastic energy $\|\text{sym}(\nabla u - P)\|^2 + \|\text{sym} P\|^2 + \|\text{Curl} P\|^2$.
 Characteristic limit kinetic energy $\|u_{,t}\|^2 + \|\text{sym} P_{,t}\|^2$, $\text{skew} P_{,t} = 0$.

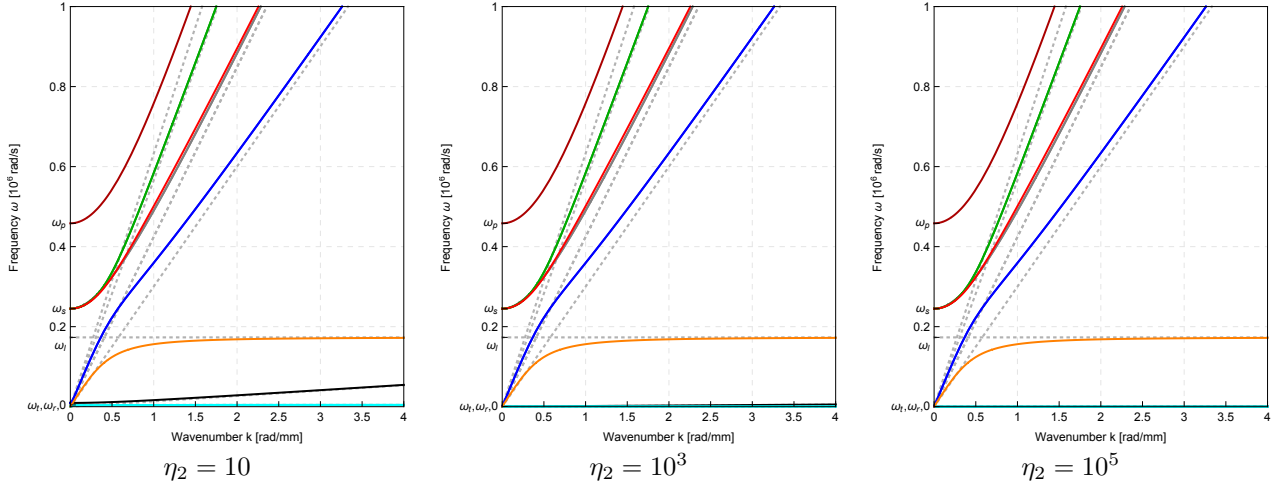


Figure 15: Effect of the parameter η_2 on the dispersion curves.

The same reasoning of subsection 5.4.5 can be repeated here for the two optic curves originating from the cut-off ω_T .

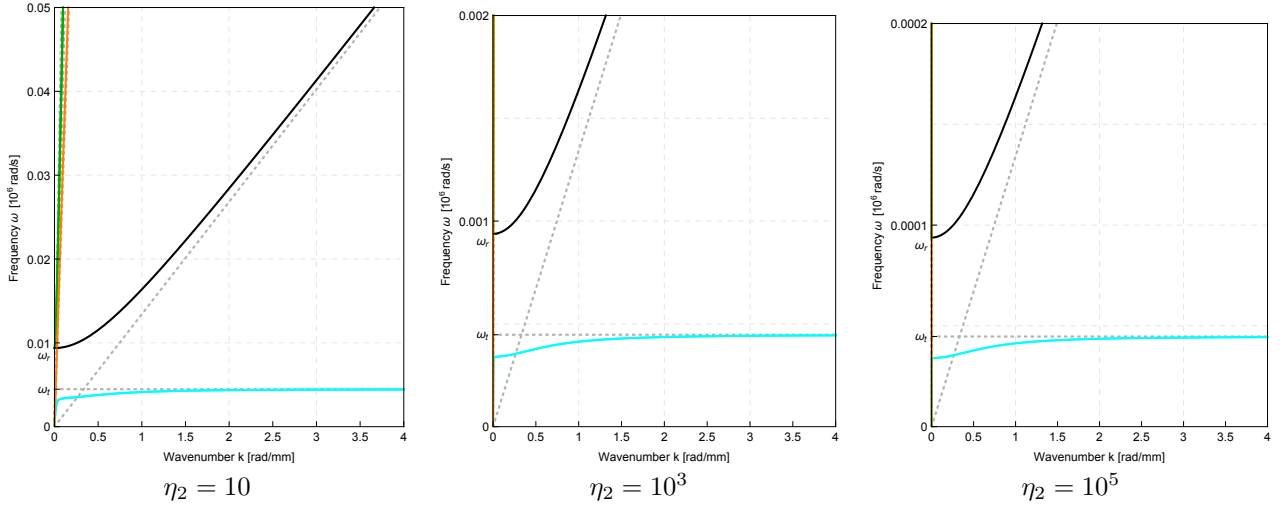


Figure 16: Zoom on the acoustic branches.

In Fig. 16 we show again the zoom on the dispersion curves that are flattening to zero.

5.4.7 Case $\eta_3 \rightarrow +\infty$

Characteristic limit elastic energy $\|\text{sym}(\nabla u - P)\|^2 + \|\text{sym} P\|^2 + \|\text{Curl} P\|^2$.

Characteristic limit kinetic energy $\|u_{,t}\|^2 + \|\text{dev sym} P_{,t}\|^2 + \|\text{skew} P_{,t}\|^2$, $\text{tr} P_{,t} = 0$.

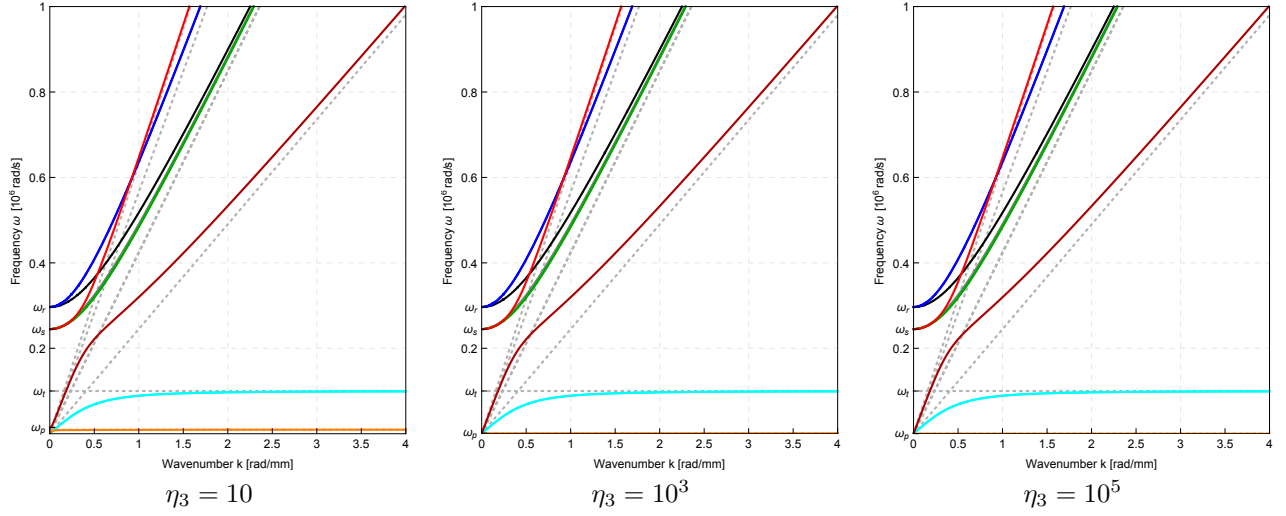


Figure 17: Effect of the parameter η_3 on the dispersion curves.

The same reasoning of subsection 5.4.5 can be repeated here for the two optic curves originating from the cut-off ω_p .

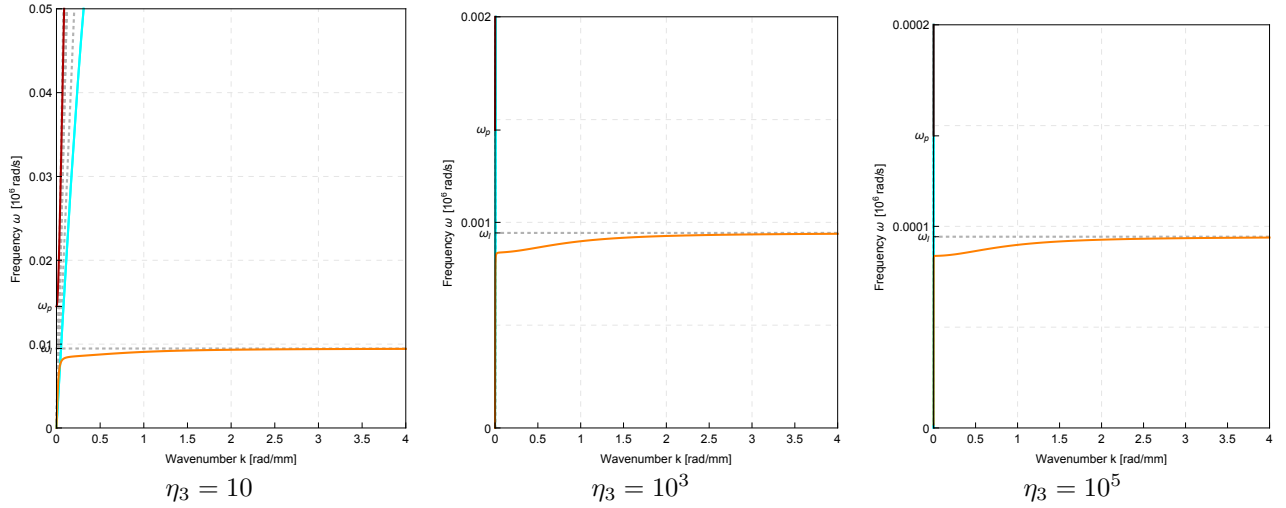


Figure 18: Zoom on the acoustic branches.

Fig. 18 shows the behavior of the dispersion curves flattening to zero.

5.4.8 Cases $\eta_1, \eta_2, \eta_3 \rightarrow +\infty$: a rigidified Cauchy material

Characteristic limit elastic energy $\|\text{sym}(\nabla u - P)\|^2 + \|\text{sym} P\|^2 + \|\text{dev Curl } P\|^2$.
 Characteristic limit kinetic energy $\|u_{,t}\|^2$, $P_{,t} = 0$.

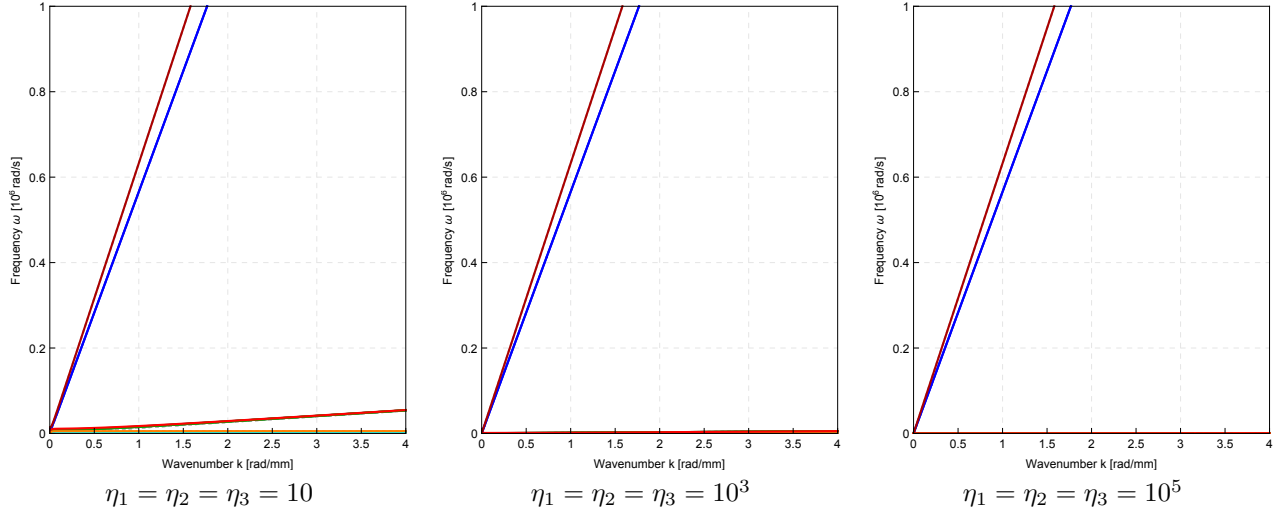


Figure 19: Combined effect of the parameters $\eta_1, \eta_2, \eta_3 \rightarrow 0$ on the dispersion curves.

This particular case, obtained letting simultaneously η_1, η_2 and η_3 tend to infinity, gives rise to a Cauchy-like material behavior. Nevertheless, the physical meaning attached to this phenomenon is drastically different from the result obtained in section 5.4.4 when setting $\eta_1 = \eta_2 = \eta_3 = 0$.

Indeed, in that case, considering an enriched kinematics (u, P) without the micro-inertia $\|P_{,t}\|^2$ did not allow to such microstructure to manifest itself. It is as if one introduces a complex constitutive behavior for a metamaterial, but does not allow to investigate its dynamical behavior. Indeed, the result was the same obtained for the classical Cauchy medium as if it did not have any underlying microstructure.

On the other hand, the case considered here is quite different: we are indeed introducing the inertia of the microstructure in the model, but such inertia is so high that the microstructure is “frozen” and cannot vibrate locally. We thus end-up with a Cauchy material which is more rigid than the original one (slope of the acoustic curves is bigger than that in Fig. 1(a)).

Case $L_c \rightarrow 0 \simeq \alpha_1, \alpha_2, \alpha_3 \rightarrow 0$ (internal variable model)

Characteristic limit elastic energy $\|\nabla u - P\|^2 + \|\text{sym } P\|^2$.

Characteristic limit kinetic energy $\|u,t\|^2 + \|P,t\|^2$.

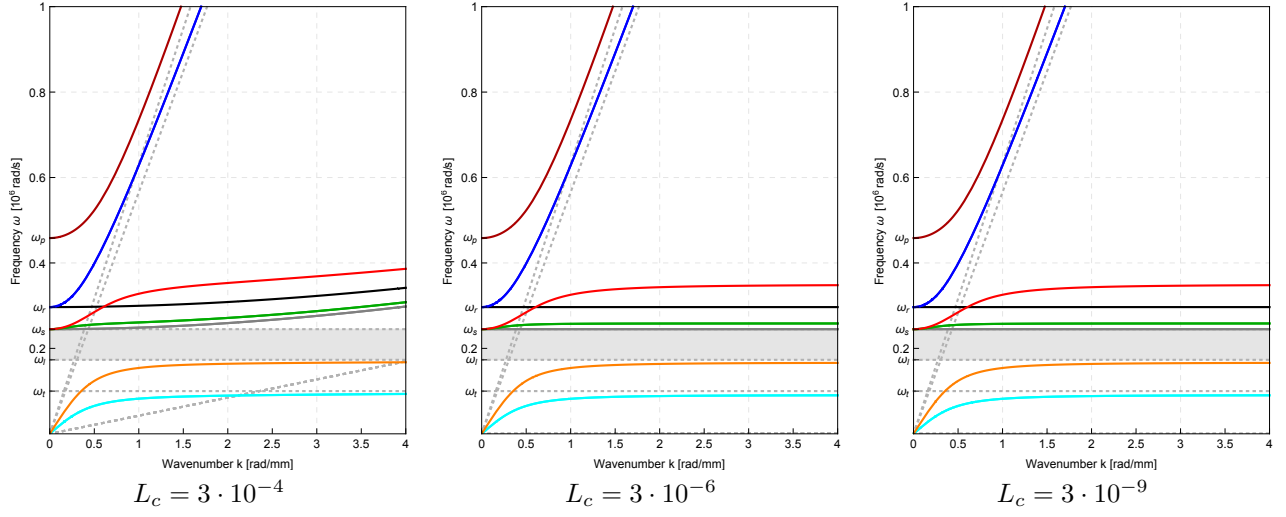


Figure 20: Effect of the parameter L_c on the dispersion curves.

The band gap is always present. Nevertheless two curves become horizontal and 4 horizontal asymptotes instead of 2 are found letting $L_c \rightarrow 0$. When $L_c = 0$ two band-gaps can be created increasing the value of ω_r .

5.5 Other interesting cases

5.5.1 Case $\mu_e \rightarrow +\infty$ and L_c decreasing

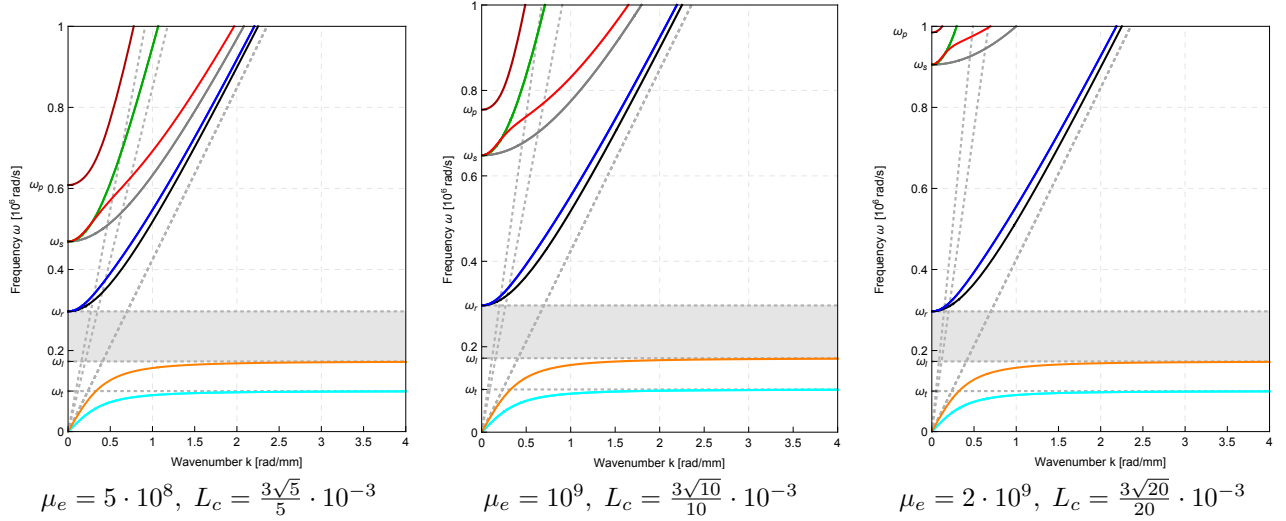


Figure 21: Effect of the parameter μ_e on the dispersion curves.

The effect of letting $\mu_e \rightarrow +\infty$ preserves the presence of the band-gap because it does not influence the acoustic branches and the cut-off ω_r sending instead the other two cut-offs to infinity.

5.5.2 Case $\mu_e, \mu_{\text{micro}}, \mu_c \rightarrow +\infty$

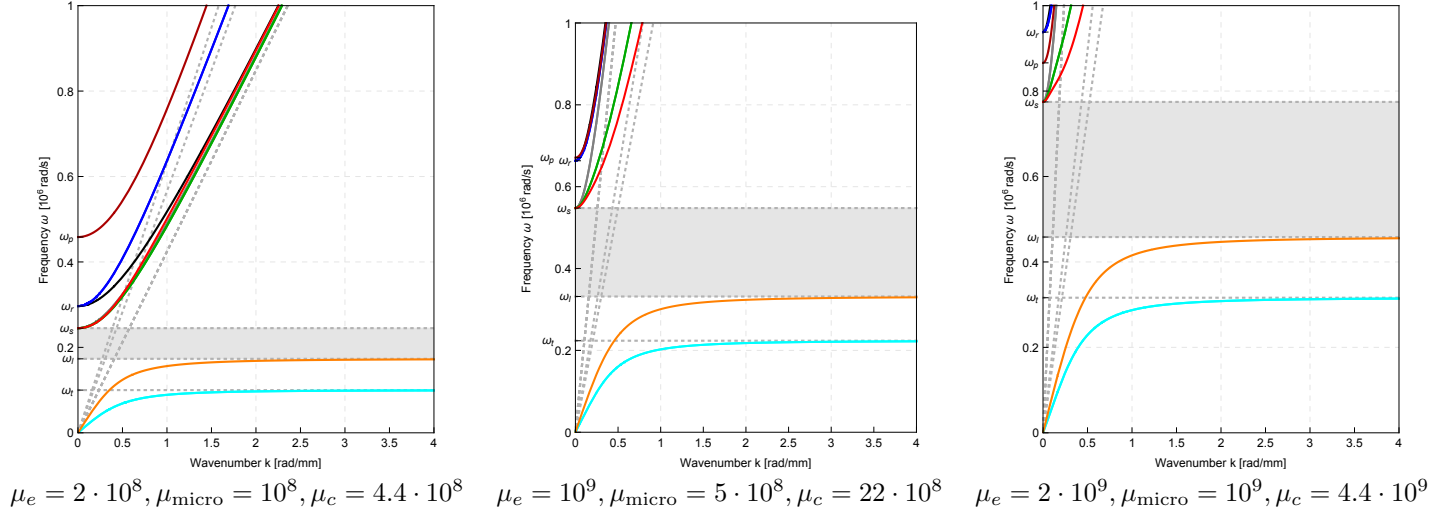


Figure 22: Effect of the parameters μ_e , μ_{micro} and μ_c on the dispersion curves.

5.5.3 Case $\mu_{\text{micro}} \rightarrow +\infty$ “Cosserat limit”

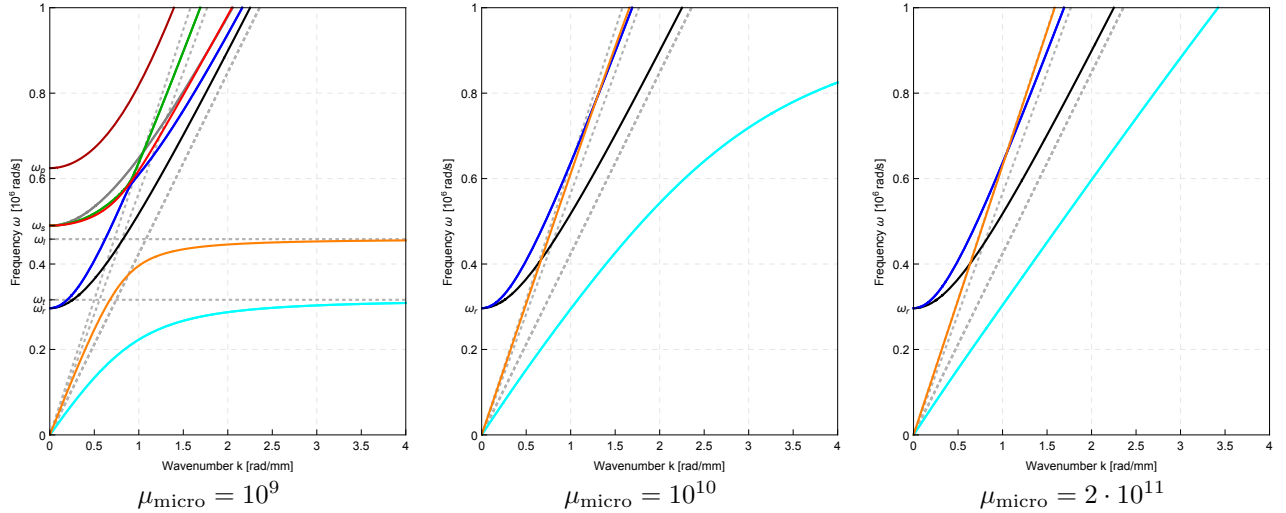


Figure 23: Effect of the parameter μ_{micro} on the dispersion curves.

The effect of letting $\mu_{\text{micro}} \rightarrow +\infty$ is equivalent to let $\text{sym} P \rightarrow 0$. This means that only the skew-symmetric part skew P of the micro-distortion tensor remains both in the elastic and kinetic energies that thus tend to the Cosserat energies given in eqs. (62) and (63).

It is clearly seen from Fig. 23 that an increasing value of μ_{micro} directly acts on the acoustic dispersion curves which become straight lines. Moreover, the optic curves originating from ω_s and ω_p disappear from the dispersion diagrams since the two cut-offs tend to infinity. If we compare this limit case with the Cosserat model that we have given in (2) we can remark a perfect concordance.

5.5.4 Case $\mu_{\text{micro}}, \mu_c \rightarrow +\infty$ and $\eta \rightarrow 0$ “indeterminate couple stress theory”

Letting $\mu_{\text{micro}}, \mu_c \rightarrow +\infty$ is equivalent to set $\text{sym} P \rightarrow 0$, and $P \rightarrow \text{skew} P$ and $\text{skew} P \rightarrow \text{skew} \nabla u$. The corresponding strain energy density gives rise to the so called indeterminate couple stress model [36, 29]: since there are

no degrees of freedom related to P that remain active, the kinematics reduces to the simple displacement field. For this reason the term related to the micro-distortion P in the kinetic energy must be neglected by setting $\eta \rightarrow 0$.

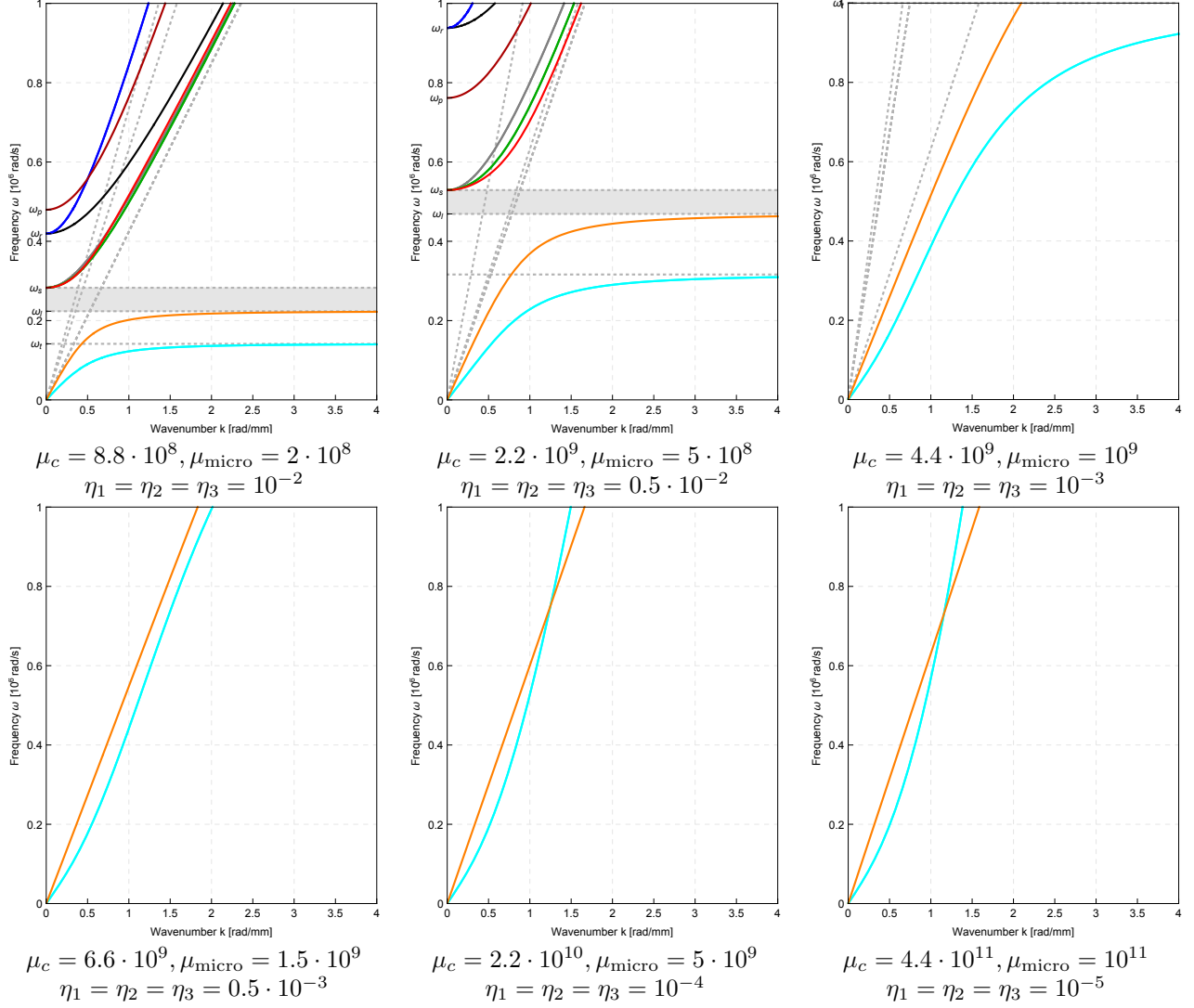


Figure 24: Effect of the parameters $\mu_c, \mu_{\text{micro}}, \eta_1, \eta_2, \eta_3$ on the dispersion curves.

As expected, and as it is known for second gradient theories, only two acoustic curves are found as it was the case for classical elasticity. The only extra feature with respect to the classical elasticity is that higher gradient models may account for some dispersive effects. In order to have a direct comparison with the indeterminate couple stress model, we have directly implement the indeterminate couple stress model considering the deformation energy (the relative strong equations can be found in the appendix)

$$W_{\text{ind}}(\text{sym } \nabla u, \nabla \text{skew } \nabla u) = \mu_e \|\text{sym } \nabla u\|^2 + \frac{\lambda_e}{2} (\text{tr } \nabla u)^2 + \mu_e \frac{L_c^2}{2} \|\nabla(\text{skew } \nabla u)\|^2.$$

With the same choice of the material parameters, we obtain the following dispersion curves:

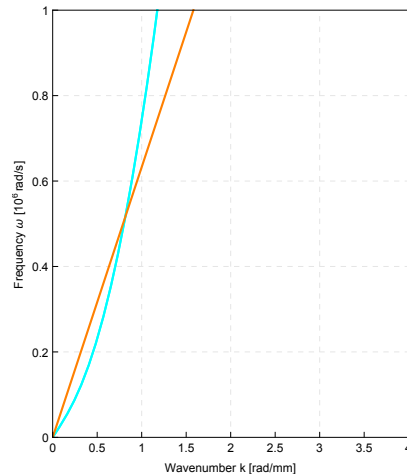


Figure 25: Dispersion curves indeterminate couple stress model.

Conclusion

In this paper we present for the first time the “weighted” relaxed micromorphic model, by introducing the Cartan-Lie decomposition of the second order tensors $P_{,t}$ and $\text{Curl } P$ in the kinetic and elastic energies, respectively. It is found that the split of the tensor $P_{,t}$ in the micro-inertia provides a unique feature to the model, namely the possibility of separately controlling the cut-offs of the optic curves in the dispersion diagram. This is an essential feature in view of the calibration of the relaxed micromorphic parameters on real band-gap metamaterials. The split of the second order tensor $\text{Curl } P$ presents some effects on the dispersion curves which are less clearly related to possible physical situations. In general, we can say that the term $\text{dev sym Curl } P$ governs, to a large extent, the non-locality in the considered metamaterials since it is able to give rise to a horizontal optic curve. On the other hand, the term $\text{skew Curl } P$ is able to grant the onset of (extra) horizontal asymptotes for some optic curves. No specific effect can be attributed to the term $\text{tr}(\text{Curl } P)$.

Another important result of the present paper is that of showing the fundamental role of micro-inertia terms when dealing with enriched continua. It is shown that both the cases $\eta \rightarrow 0$ and $\eta \rightarrow \infty$ give rise to a Cauchy-type situation in which only 2 straight acoustic branches can be recognized. Nevertheless, the physical meaning associated to such two cases is completely different. Indeed, setting $\eta = 0$ in a model with enriched kinematics can be considered to be a mistake since one gives a complex and rich behavior to the elastic energy (through a particular dependence on P), but one does not allow the exploitation of such constitutive behavior due to the absence of the associated micro-inertia. It is hence not astonishing that, no matter how complex is the constitutive choice for the elastic energy (Mindlin, relaxed micromorphic, Cauchy, second gradient, etc.), the resulting dispersion curves are basically those of classical elasticity: two straight lines starting from the origin. The problem is simply that we do not give to the model the possibility to express its dynamical behavior since there is no micro-inertia that is able to trigger micro-vibrations.

On the other hand, the case $\eta \rightarrow \infty$ is phenomenologically different: we introduce the micro-inertia in the model, but it is so “high” that the microstructure is “frozen” and this results in Cauchy-like materials. We leave to a forthcoming paper the task of studying in greater detail the importance of the role of micro-inertia in enriched continuum mechanics. Finally, some parametric studies on all of the introduced constitutive parameters are performed, thus giving a complete panorama of all possible dispersion patterns which are attainable in the relaxed micromorphic framework.

6 Acknowledgments

Angela Madeo thanks INSA-Lyon for the funding of the BQR 2016 "Caractérisation mécanique inverse des métamatériaux: modélisation, identification expérimentale des paramètres et évolutions possibles", as well as the CNRS-INSIS for the funding of the PEPS project.

7 Appendix

7.1 Variation of the kinetic energy

In order to derive the Euler-Lagrange equations, we need to assume a stronger regularity for the kinematical fields:

$$(u, P) \in \mathcal{C}^2(\bar{\Omega} \times I, \mathbb{R}^3) \times \mathcal{C}^2(\bar{\Omega} \times I, \mathbb{R}^{3 \times 3}).$$

Having that

$$\mathcal{L} \in \mathcal{C}^2(\mathbb{R}^3 \times \mathbb{R}^{3 \times 3} \times \mathbb{R}^{3 \times 3} \times \mathbb{R}^{3 \times 3} \times \mathbb{R}^{3 \times 3}),$$

the action functional $\mathcal{A}_{\mathcal{L}}$ is Fréchet differentiable (and so Gâteaux differentiable) on the affine subspace

$$\mathcal{Q}^2 := \{(u, P) \in \mathcal{C}^2(\bar{\Omega} \times I, \mathbb{R}^3) \times \mathcal{C}^2(\bar{\Omega} \times I, \mathbb{R}^{3 \times 3}) : (u, P) \text{ verifies conditions } (\mathbf{B}_1) \text{ and } (\mathbf{B}_2)\}.$$

Its differential¹⁴ at a point (u, P)

$$\delta \mathcal{A}_{\mathcal{L}(u, P)} : \mathcal{Q}_0 \rightarrow \mathbb{R},$$

evaluated at the admissible variation $(\delta u, \delta P)$, is given by the variation of the part associated to the kinetic energy

$$\delta \int_I \int_{\Omega} J(u, t, P, t) \, dm \, dt$$

and of that associated to the potential energy

$$\delta \int_I \int_{\Omega} W(\nabla u, P, \text{Curl } P) \, dm \, dt.$$

We compute here the part of the action functional associated to the kinetic energy:

$$\begin{aligned} & \delta \int_I \int_{\Omega} J(u, t, P, t) \, dm \, dt = \int_I \int_{\Omega} [\langle D_{u,t} J(u, t, P, t), \delta u, t \rangle + \langle D_{P,t} J(u, t, P, t), \delta P, t \rangle] \, dm \, dt = \\ & = \int_I \int_{\Omega} \frac{1}{2} \left[\langle D_{u,t} (\rho \langle u, t, u, t \rangle), \delta u, t \rangle + \left\langle D_{P,t} \left(\eta_1 \|\text{dev sym } P, t\|^2 + \eta_2 \|\text{skew } P, t\|^2 + \frac{1}{3} \eta_3 (\text{tr } P, t)^2 \right), \delta P, t \right\rangle \right] \, dm \, dt = \\ & = \int_I \int_{\Omega} \left[\rho \langle u, t, \delta u, t \rangle + \frac{1}{2} \left\langle D_{P,t} \left(\eta_1 \|\text{dev sym } P, t\|^2 + \eta_2 \|\text{skew } P, t\|^2 + \frac{1}{3} \eta_3 (\text{tr } P, t)^2 \right), \delta P, t \right\rangle \right] \, dm \, dt = \\ & = \underbrace{\int_I \int_{\Omega} \rho \langle u, t, \delta u, t \rangle \, dm \, dt}_I + \underbrace{\int_I \int_{\Omega} \eta_1 \langle \text{dev sym } P, t, \text{dev sym } \delta P, t \rangle \, dm \, dt}_{II} \\ & + \underbrace{\int_I \int_{\Omega} \eta_2 \langle \text{skew } P, t, \text{skew } \delta P, t \rangle \, dm \, dt}_{III} + \underbrace{\int_I \int_{\Omega} \frac{1}{3} \eta_3 \text{tr } P, t \text{tr } \delta P, t \, dm \, dt}_{IV}. \end{aligned}$$

In order to find the Euler-Lagrange equations, we have to integrate by parts, with respect to the time derivative, the four parts I, II, III, IV :

$$\begin{aligned} I &= \rho \int_{\Omega} \left(\langle u, t, \delta u \rangle_a^b - \int_I \langle u, tt, \delta u \rangle \, dt \right) \, dm, \\ II &= \eta_1 \int_{\Omega} \left(\langle \text{dev sym } P, t, \text{dev sym } \delta P \rangle_a^b - \int_I \langle \text{dev sym } P, tt, \text{dev sym } \delta P \rangle \, dt \right) \, dm, \\ III &= \eta_2 \int_{\Omega} \left(\langle \text{skew } P, t, \text{skew } \delta P \rangle_a^b - \int_I \langle \text{skew } P, tt, \text{skew } \delta P \rangle \, dt \right) \, dm, \\ IV &= \frac{\eta_3}{3} \int_{\Omega} \left(\text{tr } P, t \text{tr } \delta P \right)_a^b - \int_I \text{tr } P, tt \text{tr } \delta P \, dt \, dm. \end{aligned}$$

¹⁴ $\mathcal{Q}_0 := \{(\delta u, \delta P) \in \mathcal{C}_c^\infty(\Omega \times I, \mathbb{R}^3) \times \mathcal{C}_c^\infty(\Omega \times I, \mathbb{R}^{3 \times 3})\}$ is the vector space of admissible variations (test functions).

Considering that

$$\begin{aligned}
\langle \text{dev sym } P_{,tt}, \text{dev sym } \delta P \rangle &= \langle \text{dev sym } P_{,tt}, \delta P \rangle, \\
\langle \text{skew } P_{,tt}, \text{skew } \delta P \rangle &= \langle \text{skew } P_{,tt}, \delta P \rangle, \\
\text{tr } P_{,tt} \text{tr } \delta P &= \left\langle \text{tr } (P_{,tt}) \mathbf{1}, \frac{1}{3} \text{tr } (\delta P) \mathbf{1} \right\rangle = \langle \text{tr } (P_{,tt}) \mathbf{1}, \delta P \rangle,
\end{aligned} \tag{67}$$

we find that

$$\begin{aligned}
I &= \rho \int_{\Omega} \left(\langle u_{,t}, \delta u \rangle_a^b - \int_I \langle u_{,tt}, \delta u \rangle dt \right) dm, \\
II &= \eta_1 \int_{\Omega} \left(\langle \text{dev sym } P_{,t}, \delta P \rangle_a^b - \int_I \langle \text{dev sym } P_{,tt}, \delta P \rangle dt \right) dm, \\
III &= \eta_2 \int_{\Omega} \left(\langle \text{skew } P_{,t}, \delta P \rangle_a^b - \int_I \langle \text{skew } P_{,tt}, \delta P \rangle dt \right) dm, \\
IV &= \frac{\eta_3}{3} \int_{\Omega} \left(\langle \text{tr } (P_{,t}) \mathbf{1}, \delta P \rangle_a^b - \int_I \langle \text{tr } (P_{,tt}) \mathbf{1}, \delta P \rangle dt \right) dm.
\end{aligned}$$

So considering only the bulk part , we have

$$\delta \int_I \int_{\Omega} J(u_{,t}, P_{,t}) dm dt = - \int_{\Omega} \int_I \left(\langle u_{,tt}, \delta u \rangle + \left\langle \eta_1 \text{dev sym } P_{,tt} + \eta_2 \text{skew } P_{,tt} + \frac{1}{3} \eta_3 \text{tr } (P_{,tt}) \mathbf{1}, \delta P \right\rangle \right) dt dm.$$

7.2 Variation of the part B of the potential energy

Remembering (4), the first variation of the action functional is computed thanks to the following identities:

$$\begin{aligned}
\langle \text{dev sym Curl } P, \delta \text{dev sym Curl } P \rangle &= \langle \text{dev sym Curl } P, \text{Curl } \delta P \rangle_{\mathbb{R}^3 \times 3} = \sum_{i=1}^3 \langle (\text{dev sym Curl } P)_i, (\text{Curl } \delta P)_i \rangle_{\mathbb{R}^3} \\
&= \sum_{i=1}^3 \langle (\text{dev sym Curl } P)_i, \text{curl } (\delta P)_i \rangle_{\mathbb{R}^3} \\
&= - \sum_{i=1}^3 \left(\text{div } ((\text{dev sym Curl } P)_i \times (\delta P)_i) + \langle \text{curl } (\text{dev sym Curl } P)_i, (\delta P)_i \rangle_{\mathbb{R}^3} \right) \\
&= - \sum_{i=1}^3 \text{div } ((\text{dev sym Curl } P)_i \times (\delta P)_i) + \langle \text{Curl dev sym Curl } P, \delta P \rangle_{\mathbb{R}^3 \times 3}, \\
\langle \text{skew Curl } P, \delta \text{skew Curl } P \rangle &= \langle \text{skew Curl } P, \text{Curl } \delta P \rangle = \sum_{i=1}^3 \langle (\text{skew Curl } P)_i, (\text{Curl } \delta P)_i \rangle_{\mathbb{R}^3} \\
&= - \sum_{i=1}^3 \text{div } ((\text{skew Curl } P)_i \times (\delta P)_i) + \langle \text{Curl skew Curl } P, \delta P \rangle_{\mathbb{R}^3 \times 3} \tag{68} \\
\frac{1}{3} \text{tr } (\text{Curl } P) \delta \text{tr } (\text{Curl } P) &= \left\langle \frac{1}{3} \text{tr } (\text{Curl } P) \mathbf{1}, \text{Curl } \delta P \right\rangle = \sum_{i=1}^3 \left\langle \left(\frac{1}{3} \text{tr } (\text{Curl } P) \mathbf{1} \right)_i, (\text{Curl } \delta P)_i \right\rangle_{\mathbb{R}^3} \\
&= - \sum_{i=1}^3 \text{div } \left(\left(\frac{1}{3} \text{tr } (\text{Curl } P) \mathbf{1} \right)_i \times (\delta P)_i \right) + \left\langle \text{Curl } \frac{1}{3} \text{tr } (\text{Curl } P) \mathbf{1}, \delta P \right\rangle_{\mathbb{R}^3 \times 3}.
\end{aligned}$$

7.3 Derivation of PDEs in the new variables

The following identities will be useful in the following.

$$\begin{aligned}
(\text{Curl dev sym Curl } P)_{ij} &= \varepsilon_{jmn} (\text{dev sym Curl } P)_{in,m} = \varepsilon_{jmn} \left(\frac{1}{2} \varepsilon_{npq} P_{iq,p} + \frac{1}{2} \varepsilon_{ipq} P_{nq,p} - \frac{1}{3} \delta_{in} (\text{Curl } P)_{kk} \right)_{,m} \\
&= \frac{1}{2} (\varepsilon_{jmn} \varepsilon_{npq} P_{iq,pm} + \varepsilon_{jmn} \varepsilon_{ipq} P_{nq,pm}) - \frac{1}{3} \varepsilon_{jmi} \varepsilon_{kpq} P_{kq,pm}, \\
(\text{Curl skew Curl } P)_{ij} &= \varepsilon_{jmn} (\text{skew Curl } P)_{in,m} = \varepsilon_{jmn} \frac{1}{2} (\varepsilon_{npq} P_{iq,p} - \varepsilon_{ipq} P_{nq,p})_{,m} \\
&= \frac{1}{2} (\varepsilon_{jmn} \varepsilon_{npq} P_{iq,pm} - \varepsilon_{jmn} \varepsilon_{ipq} P_{nq,pm}), \\
\left(\text{Curl} \left(\frac{1}{3} \text{tr} (\text{Curl } P) \mathbf{1} \right) \right)_{ij} &= \varepsilon_{jmn} \left(\frac{1}{3} \text{tr} (\text{Curl } P) \mathbf{1} \right)_{in,m} = \frac{1}{3} \varepsilon_{jmn} ((\text{Curl } P)_{kk} \delta_{in})_{,m} \\
&= \frac{1}{3} \varepsilon_{jmn} \delta_{in} (\varepsilon_{kpq} P_{kq,pm}) = \frac{1}{3} \varepsilon_{jmi} \varepsilon_{kpq} P_{kq,pm}.
\end{aligned} \tag{69}$$

We set

$$\Delta := \left(\alpha_1 \text{Curl dev sym Curl } P + \alpha_2 \text{Curl skew Curl } P + \alpha_3 \text{Curl} \left(\frac{1}{3} \text{tr} (\text{Curl } P) \mathbf{1} \right) \right). \tag{70}$$

Equations in $u_{,tt}$

$$\rho u_{,tt} = \text{Div} [2 \mu_e \text{sym} (\nabla u - P) + \lambda_e \text{tr} (\nabla u - P) \mathbf{1} + 2 \mu_c \text{skew} (\nabla u - P)],$$

This set of equations can be rewrite as follows:

$$\begin{aligned}
\rho u_{,tt} &= \text{Div} [2 \mu_e \text{sym} (\nabla u - P) + \lambda_e \text{tr} (\nabla u - P) \mathbf{1} + 2 \mu_c \text{skew} (\nabla u - P)] \\
&= \text{Div} \left[2 \mu_e \text{dev sym} (\nabla u - P) + \left(\frac{2}{3} \mu_e + \lambda_e \right) \text{tr} (\nabla u - P) \mathbf{1} + 2 \mu_c \text{skew} (\nabla u - P) \right] \\
&= \text{Div} \left[2 \mu_e \text{dev sym} \nabla u + \left(\frac{2}{3} \mu_e + \lambda_e \right) \text{tr} (\nabla u) \mathbf{1} + 2 \mu_c \text{skew} (\nabla u) \right] \\
&\quad - \text{Div} \left[2 \mu_e \text{dev sym} P + \left(\frac{2}{3} \mu_e + \lambda_e \right) \text{tr} (P) \mathbf{1} + 2 \mu_c \text{skew} (P) \right].
\end{aligned} \tag{71}$$

Remembering the definitions of $u_{(1,k)}$, $P_{(1k)}$, P^D , P^S , $u_{[1,k]} - P_{[1k]}$ given in (20),(21),(22), the scalar components of this vectorial system are therefore

$$\begin{aligned}
\rho u_{1,tt} &= \text{div} \left(2 \mu_e \begin{pmatrix} \frac{1}{3} (2 u_{1,1} - u_{2,2} - u_{3,3}) - P^D \\ u_{(1,2)} - P_{(12)} \\ u_{(1,3)} - P_{(13)} \end{pmatrix} + \left(\frac{2}{3} \mu_e + \lambda_e \right) \begin{pmatrix} \sum_{\alpha} u_{\alpha,\alpha} - 3 P^S \\ 0 \\ 0 \end{pmatrix} + 2 \mu_c \begin{pmatrix} 0 \\ u_{[1,2]} - P_{[12]} \\ u_{[1,3]} - P_{[13]} \end{pmatrix} \right), \\
\rho u_{2,tt} &= \text{div} \left(2 \mu_e \begin{pmatrix} u_{(1,2)} - P_{(12)} \\ \frac{1}{3} (2 u_{2,2} - u_{1,1} - u_{3,3}) - P_2^D \\ u_{(2,3)} - P_{(23)} \end{pmatrix} + \left(\frac{2}{3} \mu_e + \lambda_e \right) \begin{pmatrix} 0 \\ \sum_{\alpha} u_{\alpha,\alpha} - 3 P^S \\ 0 \end{pmatrix} + 2 \mu_c \begin{pmatrix} -u_{[1,2]} + P_{[12]} \\ 0 \\ u_{[1,3]} - P_{[13]} \end{pmatrix} \right), \\
\rho u_{3,tt} &= \text{div} \left(2 \mu_e \begin{pmatrix} u_{(1,3)} - P_{(13)} \\ u_{(2,3)} - P_{(23)} \\ \frac{1}{3} (2 u_{1,1} - u_{2,2} - u_{3,3}) - P_3^D \end{pmatrix} + \left(\frac{2}{3} \mu_e + \lambda_e \right) \begin{pmatrix} 0 \\ 0 \\ \sum_{\alpha} u_{\alpha,\alpha} - 3 P^S \end{pmatrix} + 2 \mu_c \begin{pmatrix} -u_{[1,3]} + P_{[13]} \\ -u_{[2,3]} + P_{[23]} \\ 0 \end{pmatrix} \right).
\end{aligned} \tag{72}$$

Thanks to the hypothesis of dependence only on x_1 , we have that $u_{2,2}$, $u_{3,3}$, $u_{3,2}$, $u_{2,3}$ are zero and $u_{(1,2)} = \frac{1}{2} u_{2,1}$, $u_{(1,3)} = \frac{1}{2} u_{3,1}$, $u_{[1,2]} = -\frac{1}{2} u_{2,1}$, $u_{[1,3]} = -\frac{1}{2} u_{3,1}$. Thus the first equation of (72) becomes

$$\begin{aligned}
\rho u_{1,tt} &= \left(2 \mu_e \left(\frac{2}{3} u_{1,1} - P^D \right) + \left(\frac{2}{3} \mu_e + \lambda_e \right) (u_{1,1} - 3 P^S) \right)_{,1} \\
&\quad + \underbrace{\left(2 \mu_e \left(\frac{1}{2} u_{2,1} - P_{(12)} \right) + 2 \mu_c \left(-\frac{1}{2} u_{2,1} - P_{[12]} \right) \right)_{,2}}_{=0 \text{ (plane wave)}} + \underbrace{\left(2 \mu_e \left(\frac{1}{2} u_{3,1} - P_{(13)} \right) + 2 \mu_c \left(-\frac{1}{2} u_{3,1} - P_{[13]} \right) \right)_{,3}}_{=0 \text{ (plane wave)}} \\
&= (2 \mu_e + \lambda_e) u_{1,11} - 2 \mu_e P_{,1}^D - 3 \left(\frac{2}{3} \mu_e + \lambda_e \right) P_{,1}^S.
\end{aligned}$$

Dividing by ρ and remembering the definition of c_p given in (43) we can rewrite this equation as:

$$u_{1,tt} = c_p^2 u_{1,11} - \frac{2\mu_e}{\rho} P_{,1}^D - \frac{2\mu_e + 3\lambda_e}{\rho} P_{,1}^S. \quad (73)$$

Repeating the same calculation for the other two equations, and remembering the definition of c_s and ω_r given in (43) and (40), we find

$$u_{\xi,tt} = c_s^2 u_{\xi,11} - \frac{2\mu_e}{\rho} P_{(1\xi),1} + \omega_r^2 \frac{\eta_2}{\rho} P_{[1\xi],1}, \quad \xi \in \{2, 3\}. \quad (74)$$

Equations in dev sym $P_{,tt}$

The PDEs system

$$\begin{aligned} \eta_1 \text{dev sym } P_{,tt} &= 2\mu_e \text{dev sym } (\nabla u - P) - 2\mu_{\text{micro}} \text{dev sym } P \\ &\quad - \mu_e L_c^2 \text{dev sym } \left(\alpha_1 \text{Curl dev sym Curl } P + \alpha_2 \text{Curl skew Curl } P + \alpha_3 \text{Curl} \left(\frac{1}{3} \text{tr}(\text{Curl } P) \mathbf{1} \right) \right), \end{aligned} \quad (75)$$

has only five independent equations. Setting \mathbf{Eq}_1 for the system (75) of PDEs, the five independent equations that we will take are $(\mathbf{Eq}_1)_{11}, (\mathbf{Eq}_1)_{12}, (\mathbf{Eq}_1)_{13}, (\mathbf{Eq}_1)_{23}$ and $(\mathbf{Eq}_1)_{22} - (\mathbf{Eq}_1)_{33}$. In order to find the desired PDEs, we need the following calculations: we have

$$\begin{aligned} (\text{sym } \Delta)_{11} = \Delta_{11} &= \alpha_1 \left[\frac{1}{2} (\varepsilon_{1mn} \varepsilon_{npq} P_{1q,pm} + \varepsilon_{1mn} \varepsilon_{1pq} P_{nq,pm}) - \frac{1}{3} \underbrace{\varepsilon_{1m1} \varepsilon_{kpq} P_{kq,pm}}_0 \right] \\ &\quad + \alpha_2 \frac{1}{2} (\varepsilon_{1mn} \varepsilon_{npq} P_{1q,pm} - \varepsilon_{1mn} \varepsilon_{1pq} P_{nq,pm}) + \alpha_3 \frac{1}{3} \underbrace{\varepsilon_{1m1} \varepsilon_{kpq} P_{kq,pm}}_0, \end{aligned} \quad (76)$$

where Δ is defined in (70), and remembering that $P_{hk,pq} = 0$ for every $p, q \neq 1$ we find

$$(\text{sym } \Delta)_{11} = \alpha_1 \frac{1}{2} (\varepsilon_{11n} \varepsilon_{n1q} P_{1q,11} + \varepsilon_{11n} \varepsilon_{11q} P_{nq,11}) + \alpha_2 \frac{1}{2} (\varepsilon_{11n} \varepsilon_{n1q} P_{1q,11} - \varepsilon_{11n} \varepsilon_{11q} P_{nq,11}) \equiv 0.$$

For the trace we find

$$\begin{aligned} \text{tr } \Delta &= \frac{1}{2} [\alpha_1 (\varepsilon_{kmn} \varepsilon_{npq} P_{kq,pm} + \varepsilon_{kmn} \varepsilon_{kpq} P_{nq,pm}) + \alpha_2 (\varepsilon_{kmn} \varepsilon_{npq} P_{kq,pm} - \varepsilon_{kmn} \varepsilon_{kpq} P_{nq,pm})] \\ &= \frac{\alpha_1 + \alpha_2}{2} \varepsilon_{kmn} \varepsilon_{npq} P_{kq,pm} + \frac{\alpha_1 - \alpha_2}{2} \varepsilon_{kmn} \varepsilon_{kpq} P_{nq,pm} \\ &= \frac{\alpha_1 + \alpha_2}{2} \varepsilon_{k1n} \varepsilon_{n1q} P_{kq,11} + \frac{\alpha_1 - \alpha_2}{2} \varepsilon_{k1n} \varepsilon_{k1q} P_{nq,11} \\ &= \frac{\alpha_1 + \alpha_2}{2} (\varepsilon_{213} \varepsilon_{312} P_{22,11} + \varepsilon_{312} \varepsilon_{213} P_{33,11}) + \frac{\alpha_1 - \alpha_2}{2} (\varepsilon_{213} \varepsilon_{213} P_{33,11} + \varepsilon_{312} \varepsilon_{312} P_{22,11}) \\ &= \frac{\alpha_1 + \alpha_2}{2} (-P_{22,11} - P_{33,11}) + \frac{\alpha_1 - \alpha_2}{2} (P_{33,11} + P_{22,11}) \\ &= -\alpha_2 (P_{22,11} + P_{33,11}) = -\alpha_2 (2P_{,11}^S - P_{,11}^D). \end{aligned} \quad (77)$$

Equation 1

We have

$$(\text{dev sym } \Delta)_{11} = (\text{sym } \Delta)_{11} - \frac{1}{3} \text{tr } \Delta = \frac{\alpha_2}{3} (2P_{,11}^S - P_{,11}^D).$$

Thus the first equation is

$$\eta_1 P_{,tt}^D = 2\mu_e \left(\frac{2}{3} u_{1,1} - P^D \right) - 2\mu_{\text{micro}} P^D - \mu_e L_c^2 \frac{\alpha_2}{3} (2P_{,11}^S - P_{,11}^D),$$

and remembering the definitions of ω_s and c_m given in (40) and (43) we find

$$P_{,tt}^D = \frac{4}{3} \frac{\mu_e}{\eta_1} u_{1,1} + \frac{1}{3} \frac{\alpha_2}{\eta_1} \mu_e L_c^2 P_{,11}^D - \frac{2}{3} \frac{\alpha_2}{\eta_1} \mu_e L_c^2 P_{,11}^S - \omega_s^2 P^D. \quad (78)$$

Equations 2,3

$$\begin{aligned}\eta_1 P_{(1\xi),tt} &= 2\mu_e (u_{(1,\xi)} - P_{(1\xi)}) - 2\mu_{\text{micro}} P_{(1\xi)} - \mu_e L_c^2 \Delta_{(1\xi)} \\ &= \mu_e u_{\xi,1} - 2(\mu_e + \mu_{\text{micro}}) P_{(1\xi)} - \mu_e L_c^2 \Delta_{(1\xi)}.\end{aligned}\quad (79)$$

We have to calculate the term $\Delta_{(1\xi)}$:

$$\begin{aligned}(\text{Curl dev sym Curl } P)_{(1\xi)} &= \frac{1}{4} (\varepsilon_{\xi mn} \varepsilon_{npq} P_{1q,pm} + \varepsilon_{\xi mn} \varepsilon_{1pq} P_{nq,pm} + \varepsilon_{1mn} \varepsilon_{npq} P_{\xi q,pm} + \varepsilon_{1mn} \varepsilon_{\xi pq} P_{nq,pm}) \\ &= \frac{1}{4} (\varepsilon_{\xi 1n} \varepsilon_{n1q} P_{1q,11} + \varepsilon_{\xi 1n} \varepsilon_{11q} P_{nq,11} + \varepsilon_{11n} \varepsilon_{n1q} P_{\xi q,11} + \varepsilon_{11n} \varepsilon_{\xi 1q} P_{nq,11}) \\ &= \frac{1}{4} (\varepsilon_{\xi 1n} \varepsilon_{n1q} P_{1q,11}) = -\frac{1}{4} (P_{(1\xi),11} + P_{[1\xi],11}), \\ (\text{Curl skew Curl } P)_{(1\xi)} &= -\frac{1}{4} (P_{(1\xi),11} + P_{[1\xi],11}), \\ \left(\text{Curl} \left(\frac{1}{3} \text{tr}(\text{Curl } P) \mathbb{1} \right) \right)_{(1\xi)} &= \frac{1}{2} \left(\frac{1}{3} \varepsilon_{\xi m1} \varepsilon_{kpq} P_{kq,pm} + \frac{1}{3} \varepsilon_{1m\xi} \varepsilon_{kpq} P_{kq,pm} \right) = \frac{1}{2} \left(\frac{1}{3} \varepsilon_{\xi 11} \varepsilon_{k1q} P_{kq,11} + \frac{1}{3} \varepsilon_{11\xi} \varepsilon_{k1q} P_{kq,11} \right) = 0.\end{aligned}$$

So we have

$$\begin{aligned}\eta_1 P_{(1\xi),tt} &= 2\mu_e (u_{(1,\xi)} - P_{(1\xi)}) - 2\mu_{\text{micro}} P_{(1\xi)} + \mu_e L_c^2 \frac{\alpha_1 + \alpha_2}{4} (P_{(1\xi),11} + P_{[1\xi],11}) \\ P_{(1\xi),tt} &= \frac{\mu_e}{\eta_1} u_{(1,\xi)} + \mu_e L_c^2 \frac{\alpha_1 + \alpha_2}{4} P_{(1\xi),11} + \mu_e L_c^2 \frac{\alpha_1 + \alpha_2}{4} P_{[1\xi],11} - \omega_s^2 P_{(1\xi)}.\end{aligned}\quad (80)$$

Equation 4

$$\begin{aligned}\eta_1 P_{(23),tt} &= 2\mu_e (u_{(2,3)} - P_{(23)}) - 2\mu_{\text{micro}} P_{(23)} - \mu_e L_c^2 \Delta_{(23)} \\ &= -2(\mu_e + \mu_{\text{micro}}) P_{(23)} - \mu_e L_c^2 \Delta_{(23)}.\end{aligned}\quad (81)$$

We have to calculate the term $\Delta_{(23)}$:

$$\begin{aligned}(\text{Curl dev sym Curl } P)_{(23)} &= \frac{1}{4} (\varepsilon_{3mn} \varepsilon_{npq} P_{2q,pm} + \varepsilon_{3mn} \varepsilon_{2pq} P_{nq,pm} + \varepsilon_{2mn} \varepsilon_{npq} P_{3q,pm} + \varepsilon_{2mn} \varepsilon_{3pq} P_{nq,pm}) \\ &= \frac{1}{4} (\varepsilon_{31n} \varepsilon_{n1q} P_{2q,11} + \varepsilon_{31n} \varepsilon_{21q} P_{nq,11} + \varepsilon_{21n} \varepsilon_{n1q} P_{3q,11} + \varepsilon_{21n} \varepsilon_{31q} P_{nq,11}) \\ &= \frac{1}{4} (\varepsilon_{312} \varepsilon_{213} P_{23,11} + \varepsilon_{312} \varepsilon_{213} P_{23,11} + \varepsilon_{213} \varepsilon_{312} P_{32,11} + \varepsilon_{213} \varepsilon_{312} P_{32,11}) \\ &= -\frac{1}{2} (P_{23,11} + P_{32,11}) = -P_{(23),11}, \\ (\text{Curl skew Curl } P)_{(23)} &= \frac{1}{4} (\varepsilon_{312} \varepsilon_{213} P_{23,11} - \varepsilon_{312} \varepsilon_{213} P_{23,11} + \varepsilon_{213} \varepsilon_{312} P_{32,11} - \varepsilon_{213} \varepsilon_{312} P_{32,11}) = 0, \\ \left(\text{Curl} \left(\frac{1}{3} \text{tr}(\text{Curl } P) \mathbb{1} \right) \right)_{(23)} &= \frac{1}{2} \left(\frac{1}{3} \varepsilon_{3m2} \varepsilon_{kpq} P_{kq,pm} + \frac{1}{3} \varepsilon_{2m3} \varepsilon_{kpq} P_{kq,pm} \right) = \frac{1}{2} \left(\frac{1}{3} \varepsilon_{312} \varepsilon_{k1q} P_{kq,11} + \frac{1}{3} \varepsilon_{213} \varepsilon_{k1q} P_{kq,11} \right) = 0.\end{aligned}$$

Thus we have

$$\begin{aligned}\eta_1 P_{(23),tt} &= -2(\mu_e + \mu_{\text{micro}}) P_{(23)} + \mu_e L_c^2 \alpha_1 P_{(23),11} \\ P_{(23),tt} &= -\omega_s^2 P_{(23)} + (c_{\text{m}}^{\text{d}})^2 P_{(23),11}.\end{aligned}\quad (82)$$

Equation 5

We have to determine $(\mathbf{E}\mathbf{q}_1)_{22} - (\mathbf{E}\mathbf{q}_1)_{33}$. So

$$\begin{aligned}\eta_1 P_{2,tt}^D &= 2\mu_e \left(u_{2,2} - \frac{1}{3} u_{k,k} - P_2^D \right) - 2\mu_{\text{micro}} P_2^D - \mu_e L_c^2 \left(\Delta_{22} - \frac{1}{3} \text{tr}(\Delta) \right) \\ &= \frac{2}{3} \mu_e u_{1,1} - (2\mu_e + 2\mu_{\text{micro}}) P_2^D - \mu_e L_c^2 \left(\Delta_{22} - \frac{1}{3} \text{tr}(\Delta) \right),\end{aligned}$$

and

$$\begin{aligned}\eta_1 P_{3,tt}^D &= 2\mu_e \left(u_{3,3} - \frac{1}{3} u_{k,k} - P_3^D \right) - 2\mu_{\text{micro}} P_3^D - \mu_e L_c^2 \left(\Delta_{33} - \frac{1}{3} \text{tr}(\Delta) \right) \\ &= \frac{2}{3} \mu_e u_{1,1} - (2\mu_e + 2\mu_{\text{micro}}) P_3^D - \mu_e L_c^2 \left(\Delta_{33} - \frac{1}{3} \text{tr}(\Delta) \right).\end{aligned}$$

Thus, for $(\mathbf{E}\mathbf{q}_1)_{22} - (\mathbf{E}\mathbf{q}_1)_{33}$ we find

$$\eta_1 P_{,tt}^V = -(2\mu_e + 2\mu_{\text{micro}}) P^V - \mu_e L_c^2 (\Delta_{22} - \Delta_{33}) \quad (83)$$

and having that

$$\begin{aligned}(\text{Curl dev sym Curl } P)_{22} &= \frac{1}{2} (\varepsilon_{2mn} \varepsilon_{npq} P_{2q,pm} + \varepsilon_{2mn} \varepsilon_{2pq} P_{nq,pm}) - \frac{1}{3} \varepsilon_{2m2} \varepsilon_{kpq} P_{kq,pm} \\ &= \frac{1}{2} (\varepsilon_{21n} \varepsilon_{n1q} P_{2q,11} + \varepsilon_{21n} \varepsilon_{21q} P_{nq,11}) \\ &= \frac{1}{2} (\varepsilon_{213} \varepsilon_{312} P_{22,11} + \varepsilon_{213} \varepsilon_{213} P_{33,11}) \\ &= \frac{1}{2} (-P_{22,11} + P_{33,11}) = -\frac{1}{2} P_{,11}^V \\ &= -(\text{Curl dev sym Curl } P)_{33}, \\ (\text{Curl skew Curl } P)_{22} &= \frac{1}{2} (\varepsilon_{2mn} \varepsilon_{npq} P_{2q,pm} - \varepsilon_{2mn} \varepsilon_{2pq} P_{nq,pm}) \\ &= \frac{1}{2} (\varepsilon_{213} \varepsilon_{312} P_{22,11} - \varepsilon_{213} \varepsilon_{213} P_{33,11}) \\ &= -\frac{1}{2} (P_{22,11} + P_{33,11}) = (\text{Curl skew Curl } P)_{33}, \\ \left(\text{Curl} \left(\frac{1}{3} \text{tr}(\text{Curl } P) \mathbf{1} \right) \right)_{22} &= 0 = \left(\text{Curl} \left(\frac{1}{3} \text{tr}(\text{Curl } P) \mathbf{1} \right) \right)_{33}.\end{aligned} \quad (84)$$

Thus we have

$$\begin{aligned}\eta_1 P_{,tt}^V &= -(2\mu_e + 2\mu_{\text{micro}}) P^V + \mu_e L_c^2 \alpha_1 P_{,11}^V \\ P_{,tt}^V &= -\omega_s^2 P^V + (c_m^d)^2 P_{,11}^V.\end{aligned} \quad (85)$$

Equations in skew $P_{,tt}$

The PDEs system

$$\begin{aligned}\eta_2 \text{skew } P_{,tt} &= 2\mu_c \text{skew}(\nabla u - P) \\ &\quad - \mu_e L_c^2 \text{skew} \left(\alpha_1 \text{Curl dev sym Curl } P + \alpha_2 \text{Curl skew Curl } P + \alpha_3 \text{Curl} \left(\frac{1}{3} \text{tr}(\text{Curl } P) \mathbf{1} \right) \right),\end{aligned}$$

has only three independent equations.

Equations 1,2

$$\begin{aligned}\eta_2 P_{[1\xi],tt} &= 2\mu_c (u_{[1,\xi]} - P_{[1\xi]}) - \mu_e L_c^2 \Delta_{[1\xi]} \\ &= 2\mu_c (-u_{\xi,1} - P_{[1\xi]}) - \mu_e L_c^2 \Delta_{[1\xi]}, \quad \xi \in \{2, 3\}\end{aligned} \quad (86)$$

we have to calculate the term $\Delta_{[1\xi]}$:

$$\begin{aligned}
(\text{Curl dev sym Curl } P)_{[1\xi]} &= \frac{1}{4} (\varepsilon_{\xi mn} \varepsilon_{npq} P_{1q,pm} + \varepsilon_{\xi mn} \varepsilon_{1pq} P_{nq,pm} - \varepsilon_{1mn} \varepsilon_{npq} P_{\xi q,pm} - \varepsilon_{1mn} \varepsilon_{\xi pq} P_{nq,pm}) \\
&= \frac{1}{4} (\varepsilon_{\xi 1n} \varepsilon_{n1q} P_{1q,11} + \varepsilon_{\xi 1n} \varepsilon_{11q} P_{nq,11} - \varepsilon_{11n} \varepsilon_{n1q} P_{\xi q,11} - \varepsilon_{11n} \varepsilon_{\xi 1q} P_{nq,11}) \\
&= \frac{1}{4} (\varepsilon_{\xi 1n} \varepsilon_{n1q} P_{1q,11}) = -\frac{1}{4} (P_{(1\xi),11} + P_{[1\xi],11}), \\
(\text{Curl skew Curl } P)_{[1\xi]} &= -\frac{1}{4} (P_{(1\xi),11} + P_{[1\xi],11}), \\
\left(\text{Curl} \left(\frac{1}{3} \text{tr}(\text{Curl } P) \mathbb{1} \right) \right)_{[1\xi]} &= \frac{1}{2} \left(\frac{1}{3} \varepsilon_{\xi m1} \varepsilon_{kpq} P_{kq,pm} - \frac{1}{3} \varepsilon_{1m\xi} \varepsilon_{kpq} P_{kq,pm} \right) = \frac{1}{2} \left(\frac{1}{3} \varepsilon_{\xi 11} \varepsilon_{k1q} P_{kq,11} - \frac{1}{3} \varepsilon_{11\xi} \varepsilon_{k1q} P_{kq,11} \right) = 0.
\end{aligned}$$

So we have

$$\begin{aligned}
\eta_2 P_{[1\xi],tt} &= 2\mu_c (u_{[1,\xi]} - P_{[1\xi]}) - \mu_e L_c^2 \Delta_{[1\xi]} \\
P_{[1\xi],tt} &= -\frac{1}{2} \omega_r^2 u_{\xi,1} - \omega_r^2 P_{[1\xi]} + \mu_e L_c^2 \frac{\alpha_1 + \alpha_2}{4\eta_2} (P_{(1\xi),11} + P_{[1\xi],11}).
\end{aligned}$$

Equation 3

$$\eta_2 P_{[23],tt} = 2\mu_c (u_{[2,3]} - P_{[23]}) - \mu_e L_c^2 \Delta_{[23]} = -2\mu_c P_{[23]} - \mu_e L_c^2 \Delta_{[23]}. \quad (87)$$

We have to calculate the term $\Delta_{[23]}$:

$$\begin{aligned}
(\text{Curl dev sym Curl } P)_{[23]} &= \frac{1}{4} (\varepsilon_{3mn} \varepsilon_{npq} P_{2q,pm} + \varepsilon_{3mn} \varepsilon_{2pq} P_{nq,pm} - \varepsilon_{2mn} \varepsilon_{npq} P_{3q,pm} - \varepsilon_{2mn} \varepsilon_{3pq} P_{nq,pm}) \\
&\quad - \frac{1}{3} \varepsilon_{3m2} \varepsilon_{kpq} P_{kq,pm} \\
&= \frac{1}{4} (\varepsilon_{31n} \varepsilon_{n1q} P_{2q,11} + \varepsilon_{31n} \varepsilon_{21q} P_{nq,11} - \varepsilon_{21n} \varepsilon_{n1q} P_{3q,11} - \varepsilon_{21n} \varepsilon_{31q} P_{nq,11}) \\
&\quad - \frac{1}{3} \varepsilon_{312} \varepsilon_{k1q} P_{kq,11} \\
&= \frac{1}{4} (\varepsilon_{312} \varepsilon_{213} P_{23,11} + \varepsilon_{312} \varepsilon_{213} P_{23,11} - \varepsilon_{213} \varepsilon_{312} P_{32,11} - \varepsilon_{213} \varepsilon_{312} P_{32,11}) \\
&\quad - \frac{1}{3} (\varepsilon_{213} P_{23,11} + \varepsilon_{312} P_{32,11}) \\
&= \frac{1}{2} (-P_{23,11} + P_{32,11}) - \frac{1}{3} (-P_{23,11} + P_{32,11}) = -\frac{1}{3} P_{[23],11}, \\
(\text{Curl skew Curl } P)_{[23]} &= \frac{1}{4} (\varepsilon_{312} \varepsilon_{213} P_{23,11} - \varepsilon_{312} \varepsilon_{213} P_{23,11} + \varepsilon_{213} \varepsilon_{312} P_{32,11} - \varepsilon_{213} \varepsilon_{312} P_{32,11}) = 0, \\
\left(\text{Curl} \left(\frac{1}{3} \text{tr}(\text{Curl } P) \mathbb{1} \right) \right)_{[23]} &= \frac{1}{2} \left(\frac{1}{3} \varepsilon_{3m2} \varepsilon_{kpq} P_{kq,pm} - \frac{1}{3} \varepsilon_{2m3} \varepsilon_{kpq} P_{kq,pm} \right) = \frac{1}{2} \left(\frac{1}{3} \varepsilon_{312} \varepsilon_{k1q} P_{kq,11} - \frac{1}{3} \varepsilon_{213} \varepsilon_{k1q} P_{kq,11} \right) \\
&= \frac{1}{6} (\varepsilon_{213} P_{23,11} + \varepsilon_{312} P_{32,11} + \varepsilon_{213} P_{23,11} + \varepsilon_{312} P_{32,11}) = -\frac{2}{3} P_{[23],11}.
\end{aligned}$$

So we have

$$\begin{aligned}
\eta_2 P_{[23],tt} &= -2\mu_c P_{[23]} + \mu_e L_c^2 \left(\frac{\alpha_1 + 2\alpha_3}{3} \right) P_{[23],11} \\
P_{[23],tt} &= -\omega_r^2 P_{[23]} + (c_m^{\text{vd}})^2 P_{[23],11}.
\end{aligned}$$

Equations in the spherical part of $P_{,tt}$

$$\begin{aligned}
\frac{1}{3} \eta_3 \text{tr}(P_{,tt}) &= \left(\frac{2}{3} \mu_e + \lambda_e \right) \text{tr}(\nabla u - P) - \left(\frac{2}{3} \mu_{\text{micro}} + \lambda_{\text{micro}} \right) \text{tr}(P) \\
&\quad - \mu_e L_c^2 \frac{1}{3} \text{tr} \left(\alpha_1 \text{Curl dev sym Curl } P + \alpha_2 \text{Curl skew Curl } P + \frac{\alpha_3}{3} \text{Curl}(\text{tr}(\text{Curl } P) \mathbb{1}) \right).
\end{aligned}$$

Considering the expression (77) for the $\text{tr}(\Delta)$, we have

$$P_{,tt}^S = \frac{2\mu_e + 3\lambda_e}{3\eta_3} u_{1,1} - \omega_p^2 P^S + \frac{\mu_e L_c^2 \alpha_2}{\eta_3} \left(\frac{2}{3} P_{,11}^S - \frac{1}{3} P_{,11}^D \right).$$

7.4 Determination of slopes of the acoustic branches

We want to evaluate the first and second derivative in 0 of the expressions

$$\det \mathbf{E}_\alpha(k, \widehat{\omega}_{\text{aco};\alpha}(k)) = \sum_{p,q=1}^3 \psi_{pq}^{(\alpha)}(\mathbf{m}) k^{2p} \widehat{\omega}_{\text{aco};\alpha}^{2q}(k) + \sum_{p=1}^3 \varphi_p^{(\alpha)}(\mathbf{m}) k^{2p} + \sum_{q=1}^3 \zeta_q^{(\alpha)}(\mathbf{m}) \widehat{\omega}_{\text{aco};\alpha}^{2q}(k) + \sigma^{(\alpha)}(\mathbf{m}),$$

with $\alpha \in \{1, 2\}$. In order to work with a more readable notation, in what follows we suppress the dependence by \mathbf{m} and k of the relative functions. The derivative of $\widehat{\omega}_{\text{aco};\alpha}$ with respect to k is denoted by $\widehat{\omega}'_{\text{aco};\alpha}$. We have

$$\begin{aligned} \frac{d}{dk} \det \mathbf{E}_\alpha(k, \widehat{\omega}_{\text{aco};\alpha}) &= \sum_{p,q=1}^3 \psi_{pq}^{(\alpha)} (2p k^{2p-1} \widehat{\omega}_{\text{aco};\alpha}^{2q} + 2q k^{2p} \widehat{\omega}_{\text{aco};\alpha}^{2q-1} \widehat{\omega}'_{\text{aco};\alpha}) \\ &+ \sum_{p=1}^3 2p \varphi_p^{(\alpha)} k^{2p-1} + \sum_{q=1}^3 2q \zeta_q^{(\alpha)} \widehat{\omega}_{\text{aco};\alpha}^{2q-1} \widehat{\omega}'_{\text{aco};\alpha}, \end{aligned}$$

and so, remembering that $\widehat{\omega}_{\text{aco};\alpha}(0) = 0$, this condition does not give any information on the value of $\widehat{\omega}'_{\text{aco};\alpha}(0)$. For this reason, we continue with the second derivative. We compute separately the derivative of the four terms of the first derivative of $\det \mathbf{E}_\alpha(k, \widehat{\omega}_{\text{aco};\alpha}(k))$ obtaining:

$$\begin{aligned} \frac{d}{dk} \sum_{p,q=1}^3 2p \psi_{pq}^{(\alpha)} k^{2p-1} \widehat{\omega}_{\text{aco};\alpha}^{2q} &= \sum_{p,q=1}^3 2p \psi_{pq}^{(\alpha)} \left((2p-1) k^{2p-2} \widehat{\omega}_{\text{aco};\alpha}^{2q} + 2q k^{2p-1} \widehat{\omega}_{\text{aco};\alpha}^{2q-1} \widehat{\omega}'_{\text{aco};\alpha} \right), \\ \frac{d}{dk} \sum_{p,q=1}^3 2q \psi_{pq}^{(\alpha)} k^{2p} \widehat{\omega}_{\text{aco};\alpha}^{2q-1} \widehat{\omega}'_{\text{aco};\alpha} &= \sum_{p,q=1}^3 2q \psi_{pq}^{(\alpha)} \left(2p k^{2p-1} \widehat{\omega}_{\text{aco};\alpha}^{2q-1} \widehat{\omega}'_{\text{aco};\alpha} + k^{2p} \left((2q-1) \widehat{\omega}_{\text{aco};\alpha}^{2q-2} (\widehat{\omega}'_{\text{aco};\alpha})^2 + \widehat{\omega}_{\text{aco};\alpha}^{2q-1} \widehat{\omega}''_{\text{aco};\alpha} \right) \right), \\ \frac{d}{dk} \sum_{p=1}^3 2p \varphi_p^{(\alpha)} k^{2p-1} &= \sum_{p=2}^3 2p(2p-1) \varphi_p^{(\alpha)} k^{2p-2} + 2\varphi_1^{(\alpha)}, \\ \frac{d}{dk} \sum_{q=1}^3 2q \zeta_q^{(\alpha)} \widehat{\omega}_{\text{aco};\alpha}^{2q-1} \widehat{\omega}'_{\text{aco};\alpha} &= \sum_{p=2}^3 2p \zeta_q^{(\alpha)} \left((2q-1) \widehat{\omega}_{\text{aco};\alpha}^{2q-2} (\widehat{\omega}'_{\text{aco};\alpha})^2 + \widehat{\omega}_{\text{aco};\alpha}^{2q-1} \widehat{\omega}''_{\text{aco};\alpha} \right) + 2\zeta_1^{(\alpha)} \left((\widehat{\omega}'_{\text{aco};\alpha})^2 + \widehat{\omega}_{\text{aco};\alpha} \widehat{\omega}''_{\text{aco};\alpha} \right). \end{aligned}$$

Thus

$$0 = \frac{d^2}{dk^2} \det \mathbf{E}_\alpha(k, \widehat{\omega}_{\text{aco};\alpha}(k))|_{k=0} = 2\zeta_1^{(\alpha)} (\widehat{\omega}'_{\text{aco};\alpha}(0))^2 + 2\varphi_1^{(\alpha)}. \quad (88)$$

Solving the equations (88) we find

$$2\zeta_2^{(\alpha)} (\widehat{\omega}'_{\text{aco};\alpha}(0))^2 + 2\varphi_1^{(\alpha)} = 0 \quad \iff \quad (\widehat{\omega}'_{\text{aco};\alpha}(0))^2 = \frac{-\varphi_1^{(\alpha)}}{\zeta_1^{(\alpha)}}$$

and so, considering only the positive roots,

$$\widehat{\omega}'_{\text{aco};1}(0) = \sqrt{\frac{-\varphi_1^{(1)}}{\zeta_1^{(1)}}}, \quad \text{and} \quad \widehat{\omega}'_{\text{aco};2}(0) = \sqrt{\frac{-\varphi_1^{(2)}}{\zeta_1^{(2)}}}.$$

7.5 Derivation of strong equations for the Cosserat model and indeterminate couple stress model

In this appendix we give the strong field equations for the Cosserat model and the indeterminate couple stress model.

Cosserat model

The potential weighted energy for the Cosserat model is the following

$$W_{\text{cos}} = \mu_e \|\text{sym } \nabla u\|^2 + \mu_c \|\text{skew } (\nabla u - P)\|^2 + \frac{\lambda_e}{2} (\text{tr } \nabla u)^2 \quad (89)$$

$$+ \mu_e \frac{L_c^2}{2} \left(\alpha_1 \|\text{dev sym Curl skew } P\|^2 + \alpha_2 \|\text{skew Curl skew } P\|^2 + \frac{1}{3} \alpha_3 (\text{tr Curl skew } P)^2 \right).$$

The first variation is computed exactly in the same way as in (11), giving the following system of PDEs:

$$\rho u_{,tt} = \text{Div} [2 \mu_e \text{sym } \nabla u + \lambda_e \text{tr } (\nabla u) \mathbf{1} + 2 \mu_c \text{skew } (\nabla u - P)], \quad (90)$$

$$\eta_2 \text{skew } P_{,tt} = -\mu_e L_c^2 \text{skew Curl} \left[\alpha_1 \text{dev sym Curl skew } P + \alpha_2 \text{skew Curl skew } P + \frac{\alpha_3}{3} \text{tr } (\text{Curl skew } P) \mathbf{1} \right]$$

$$+ 2 \mu_c \text{skew } (\nabla u - P).$$

The system of PDEs (90) is not really suitable for the numerical implementation. Working only with the skew symmetric part of the micro-distortion tensor P , it is more convenient to see skew P like a vector thanks to the identification of the Lie algebra $\mathfrak{so}(3)$ with \mathbb{R}^3 by means of the axl -operator. In this way we can work only with the six independent equations of the system (90). We remember that for

$$A = \begin{pmatrix} 0 & -a_3 & a_2 \\ a_3 & 0 & -a_1 \\ -a_2 & a_1 & 0 \end{pmatrix} \in \mathfrak{so}(3)$$

the $\text{axl} : \mathfrak{so}(3) \rightarrow \mathbb{R}^3$ operator is defined as follows:

$$\text{axl } A := (a_1, a_2, a_3), \quad (\text{axl } A)_k = -\frac{1}{2} \varepsilon_{ijk} A_{ij}.$$

Thanks to the identities [37]

$$-\text{Curl } A = (\nabla \text{axl } A)^T - \text{tr} [(\nabla \text{axl } A)^T] \mathbf{1},$$

$$\nabla \text{axl } A = -(\text{Curl } A)^T + \frac{1}{2} \text{tr} [(\text{Curl } A)^T] \mathbf{1},$$

verified for every $A \in \mathfrak{so}(3)$, the system of PDEs (90) can be rewritten in a completely equivalent form as

$$\rho u_{,tt} = \text{Div} [2 \mu_e \text{sym } \nabla u + \lambda_e \text{tr } (\nabla u) \mathbf{1} + 2 \mu_c \text{skew } (\nabla u - P)],$$

$$\eta_2 (\text{axl skew } P)_{,tt} = \mu_e L_c^2 \text{Div} \left[\frac{\alpha_1}{2} \text{dev sym } \nabla (\text{axl skew } P) + \frac{\alpha_2}{2} \text{skew } \nabla (\text{axl skew } P) + \frac{2 \alpha_3}{3} \text{tr } (\nabla (\text{axl skew } P)) \mathbf{1} \right]$$

$$+ 2 \mu_c \text{axl skew } (\nabla u - P).$$

Indeterminate couple stress model

The potential weighted energy for the indeterminate couple stress model is the following [14]

$$W_{\text{ind1}} (\text{sym } \nabla u, \text{Curl sym } \nabla u) = \mu_e \|\text{sym } \nabla u\|^2 + \frac{\lambda_e}{2} (\text{tr } \nabla u)^2 \quad (91)$$

$$+ \mu_e \frac{L_c^2}{2} \left(\alpha_1 \|\text{dev sym Curl sym } \nabla u\|^2 + \alpha_2 \|\text{skew Curl sym } \nabla u\|^2 \right).$$

The first variation of this energy density gives the following system of PDEs:

$$\rho u_{,tt} = \text{Div} [2 \mu_e \text{sym } \nabla u + \lambda_e \text{tr } (\nabla u) \mathbf{1}]$$

$$+ \text{Div} [\mu_e L_c^2 \text{sym Curl} (2 \alpha_1 \text{dev sym Curl sym } \nabla u + 2 \alpha_2 \text{skew Curl sym } \nabla u)].$$

The problem can be completely reformulated in terms of the gradient of the skew symmetric part of ∇u . Indeed, thanks to the equivalence

$$\nabla (\text{axl skew } \nabla u) = (\text{Curl sym } \nabla u)^T,$$

the following energy density

$$\begin{aligned}
W_{\text{ind 2}}(\text{sym } \nabla u, \nabla(\text{axl skew } \nabla u)) &= \mu_e \|\text{sym } \nabla u\|^2 + \frac{\lambda_e}{2} (\text{tr } \nabla u)^2 \\
&+ \mu_e \frac{L_c^2}{2} \left(\alpha_1 \|\text{dev sym } \nabla(\text{axl skew } \nabla u)\|^2 + \alpha_2 \|\text{skew } \nabla(\text{axl skew } \nabla u)\|^2 \right).
\end{aligned} \tag{92}$$

is completely equivalent to (91). The associated system of Euler- Lagrange equations is

$$\begin{aligned}
\rho u_{,tt} &= \text{Div} [2\mu_e \text{sym } \nabla u + \lambda_e \text{tr}(\nabla u) \mathbf{1}] \\
&- \text{Div} [\mu_e L_c^2 \text{anti} \{ \text{Div} (\alpha_1 \text{dev sym } \nabla(\text{axl skew } \nabla u) + \alpha_2 \text{skew } \nabla(\text{axl skew } \nabla u)) \}],
\end{aligned}$$

where anti is the inverse operator of axl defined as follows

$$\text{anti} : \mathbb{R}^3 \rightarrow \mathfrak{so}(3), \quad (\text{anti}(u))_{ij} = -\varepsilon_{ijk} u_k.$$

References

- [1] Gabriele Barbagallo, Marco Valerio d’Agostino, Rafael Abreu, Ionel-Dumitrel Ghiba, Angela Madeo, and Patrizio Neff. Transparent anisotropy for the relaxed micromorphic model: macroscopic consistency conditions and long wave length asymptotics. *arXiv preprint arXiv:1601.03667, to appear in Int. J. Solids Struct.*, 2016.
- [2] VL Berdichevskii and LI Sedov. Dynamic theory of continuously distributed dislocations. its relation to plasticity theory:vol. 31, no. 6, 1967, pp. 981–1000. *Journal of Applied Mathematics and Mechanics*, 31(6):989–1006, 1967.
- [3] Mircea Birsan and Patrizio Neff. On the dislocation density tensor in the Cosserat theory of elastic shells. *arXiv preprint arXiv:1602.03421*, 2016.
- [4] William D. Claus and Ahmed Cemal Eringen. Three dislocation concepts and micromorphic mechanics. *Developments in Mechanics*, 6:349–358, 1969.
- [5] William D. Claus and Ahmed Cemal Eringen. Dislocation dispersion of elastic waves. *International Journal of Engineering Science*, 9(7):605–610, 1971.
- [6] NM Cordero, Anais Gaubert, Samuel Forest, Esteban P Busso, F Gallerneau, and S Kruch. Size effects in generalised continuum crystal plasticity for two-phase laminates. *Journal of the Mechanics and Physics of Solids*, 58(11):1963–1994, 2010.
- [7] François Ebobisse, Klaus Hackl, and Patrizio Neff. A canonical rate-independent model of geometrically linear isotropic gradient plasticity with isotropic hardening and plastic spin accounting for the burgers vector. *arXiv preprint arXiv:1603.00271*, 2016.
- [8] François Ebobisse and Patrizio Neff. Existence and uniqueness for rate-independent infinitesimal gradient plasticity with isotropic hardening and plastic spin. *Mathematics and Mechanics of Solids*, 15(6):691–703, 2010.
- [9] François Ebobisse, Patrizio Neff, and Daya Reddy. Existence results in dislocation based rate-independent isotropic gradient plasticity with kinematical hardening and plastic spin: The case with symmetric local backstress. *arXiv preprint arXiv:1504.01973*, 2015.
- [10] Ahmed Cemal Eringen. *Microcontinuum field theories: I. Foundations and Solids*. Springer Science & Business Media, 2012.
- [11] Ahmed Cemal Eringen and William D. Claus. A micromorphic approach to dislocation theory and its relation to several existing theories. Technical report, DTIC Document, 1969.
- [12] Samuel Forest. Micromorphic approach for gradient elasticity, viscoplasticity, and damage. *Journal of Engineering Mechanics*, 135(3):117–131, 2009.
- [13] Samuel Forest. Nonlinear regularization operators as derived from the micromorphic approach to gradient elasticity, viscoplasticity and damage. In *Proc. R. Soc. A*, volume 472. The Royal Society, 2016.
- [14] Ionel-Dumitrel Ghiba, Patrizio Neff, Angela Madeo, and Ingo Münch. A variant of the linear isotropic indeterminate couple-stress model with symmetric local force-stress, symmetric nonlocal force-stress, symmetric couple-stresses and orthogonal boundary conditions. *Mathematics and Mechanics of Solids*, page 1081286515625535, 2016.
- [15] Ionel-Dumitrel Ghiba, Patrizio Neff, Angela Madeo, Luca Placidi, and Giuseppe Rosi. The relaxed linear micromorphic continuum: existence, uniqueness and continuous dependence in dynamics. *Mathematics and Mechanics of Solids*, 20(10):1171–1197, 2015.
- [16] Elena F. Grekova. Linear reduced Cosserat medium with spherical tensor of inertia, where rotations are not observed in experiment. *Mechanics of Solids*, 47(5):538–543, 2012.
- [17] Ekkehart Kröner. Discussion on papers by A.C. Eringen and W.D. Claus, Jr, and N. Fox. *Fundamental Aspects of Dislocation Theory*, 1:1054–1059.
- [18] MA Kulesh, Elena F. Grekova, and IN Shardakov. The problem of surface wave propagation in a reduced Cosserat medium. *Acoustical Physics*, 55(2):218–226, 2009.
- [19] Angela Madeo, Gabriele Barbagallo, Marco Valerio D’Agostino, Rafael Abreu, Ionel-Dumitrel Ghiba, and Patrizio Neff. Real wave propagation in the isotropic relaxed micromorphic model. *accepted Proc. R. Soc. A*, 2016.

- [20] Angela Madeo, Gabriele Barbagallo, Marco Valerio d'Agostino, Luca Placidi, and Patrizio Neff. First evidence of non-locality in real band-gap metamaterials: determining parameters in the relaxed micromorphic model. In *Proc. R. Soc. A*, volume 472, page 20160169. The Royal Society, 2016.
- [21] Angela Madeo, Patrizio Neff, Elias C Aifantis, Gabriele Barbagallo, and Marco Valerio d'Agostino. On the role of micro-inertia in enriched continuum mechanics. *arXiv preprint arXiv:1607.07385*, 2016.
- [22] Angela Madeo, Patrizio Neff, Gabriele Barbagallo, Marco Valerio d'Agostino, and Ionel-Dumitrel Ghiba. A review on wave propagation modeling in band-gap metamaterials via enriched continuum models. *arXiv preprint arXiv:1609.01073*, 2016.
- [23] Angela Madeo, Patrizio Neff, Marco Valerio d'Agostino, and Gabriele Barbagallo. Complete band gaps including non-local effects occur only in the relaxed micromorphic model. *arXiv preprint arXiv:1602.04315*, 2016.
- [24] Angela Madeo, Patrizio Neff, I-D Ghiba, Luca Placidi, and Giuseppe Rosi. Band gaps in the relaxed linear micromorphic continuum. *Zeitschrift für Angewandte Mathematik und Mechanik*, 95(9):880–887, 2015.
- [25] Angela Madeo, Patrizio Neff, Ionel-Dumitrel Ghiba, Luca Placidi, and Giuseppe Rosi. Wave propagation in relaxed micromorphic continua: modeling metamaterials with frequency band-gaps. *Continuum Mechanics and Thermodynamics*, 27(4-5):551–570, 2015.
- [26] Angela Madeo, Patrizio Neff, Ionel-Dumitrel Ghiba, and Giuseppe Rosi. Reflection and transmission of elastic waves in non-local band-gap metamaterials: A comprehensive study via the relaxed micromorphic model. *Journal of the Mechanics and Physics of Solids*, 95:441 – 479, 2016.
- [27] Raymond David Mindlin. Microstructure in linear elasticity. *Technical report, Office of Naval Research*, 1963.
- [28] Raymond David Mindlin. Micro-structure in linear elasticity. *Archive for Rational Mechanics and Analysis*, 16(1):51–78, 1964.
- [29] Ingo Münch and Patrizio Neff. A nonlinear micropolar continuum theory for initial plasticity. *Advances and Trends in Structural Engineering, Mechanics and Computation*, pages 269–272, 2010.
- [30] Patrizio Neff. On material constants for micromorphic continua. *Trends in Applications of Mathematics to Mechanics, STAMM Proceedings, Seeheim*, pages 337–348, 2004.
- [31] Patrizio Neff. Existence of minimizers for a finite-strain micromorphic elastic solid. *Proceedings of the Royal Society of Edinburgh: Section A Mathematics*, 136(05):997–1012, 2006.
- [32] Patrizio Neff. Existence of minimizers in nonlinear elastostatics of micromorphic solids. In *Encyclopedia of Thermal Stresses*, pages 1475–1485. Springer, 2014.
- [33] Patrizio Neff, Krzysztof Chelmiński, and Hans-Dieter Alber. Notes on strain gradient plasticity: finite strain covariant modelling and global existence in the infinitesimal rate-independent case. *Mathematical Models and Methods in Applied Sciences*, 19(02):307–346, 2009.
- [34] Patrizio Neff and Samuel Forest. A geometrically exact micromorphic model for elastic metallic foams accounting for affine microstructure. modelling, existence of minimizers, identification of moduli and computational results. *Journal of Elasticity*, 87(2-3):239–276, 2007.
- [35] Patrizio Neff, Ionel-Dumitrel Ghiba, Markus Lazar, and Angela Madeo. The relaxed linear micromorphic continuum: well-posedness of the static problem and relations to the gauge theory of dislocations. *The Quarterly Journal of Mechanics and Applied Mathematics*, pages 53–84, 2015.
- [36] Patrizio Neff, Ionel-Dumitrel Ghiba, Angela Madeo, Luca Placidi, and Giuseppe Rosi. A unifying perspective: the relaxed linear micromorphic continuum. *Continuum Mechanics and Thermodynamics*, 26(5):639–681, 2014.
- [37] Patrizio Neff and Ingo Münch. Curl bounds grad on so (3). *ESAIM: Control, Optimisation and Calculus of Variations*, 14(1):148–159, 2008.
- [38] Sergiy Nesenenko and Patrizio Neff. Well-posedness for dislocation based gradient viscoplasticity i: Subdifferential case. *SIAM Journal on Mathematical Analysis*, 44(3):1694–1712, 2012.
- [39] Kim Pham, Varvara G. Kouznetsova, and Marc G. D. Geers. Transient computational homogenization for heterogeneous materials under dynamic excitation. *Journal of the Mechanics and Physics of Solids*, 61(11):2125–2146, 2013.
- [40] Valentin L. Popov. Dynamics of plastic rotations in a medium with dislocations and disclinations. *Technical Physics Letters*, 20:576–577, 1994.
- [41] Ashwin Sridhar, Varvara G. Kouznetsova, and Marc G.D. Geers. Homogenization of locally resonant acoustic metamaterials towards an emergent enriched continuum. *Computational Mechanics*, 57(3):423–435, 2016.
- [42] Bob Svendsen, Patrizio Neff, and Andreas Menzel. On constitutive and configurational aspects of models for gradient continua with microstructure. *Zeitschrift für Angewandte Mathematik und Mechanik*, 89(8):687–697, 2009.