



**HAL**  
open science

## U-Pb dating of calcite cement and diagenetic history in microporous carbonate reservoirs: case of the Urgonian Limestone, France

Nicolas Godeau, Pierre Deschamps, Abel Guihou, Philippe Leonide, Anthony Tendil, Axel Gerdes, Bruno Hamelin, Jean-Pierre Girard

### ► To cite this version:

Nicolas Godeau, Pierre Deschamps, Abel Guihou, Philippe Leonide, Anthony Tendil, et al.. U-Pb dating of calcite cement and diagenetic history in microporous carbonate reservoirs: case of the Urgonian Limestone, France. *Geology*, 2018, 46 (3), pp.247-250. 10.1130/g39905.1 . hal-01713464

**HAL Id: hal-01713464**

**<https://hal.science/hal-01713464>**

Submitted on 18 Jan 2019

**HAL** is a multi-disciplinary open access archive for the deposit and dissemination of scientific research documents, whether they are published or not. The documents may come from teaching and research institutions in France or abroad, or from public or private research centers.

L'archive ouverte pluridisciplinaire **HAL**, est destinée au dépôt et à la diffusion de documents scientifiques de niveau recherche, publiés ou non, émanant des établissements d'enseignement et de recherche français ou étrangers, des laboratoires publics ou privés.

# U-Pb dating of calcite cement and diagenetic history in microporous carbonate reservoirs: Case of the Urgonian Limestone, France

Nicolas Godeau<sup>1,2</sup>, Pierre Deschamps<sup>1</sup>, Abel Guihou<sup>1</sup>, Philippe Leonide<sup>1</sup>, Anthony Tendil<sup>1,2</sup>, Axel Gerdes<sup>3</sup>, Bruno Hamelin<sup>1</sup>, and Jean-Pierre Girard<sup>2</sup>

<sup>1</sup>Aix Marseille University, CNRS, IRD, Collège de France, CEREGE (Centre Européen de Recherche et d'Enseignement de Géosciences de l'Environnement), Europole de l'Arbois, 13545 Aix-en-Provence, France

<sup>2</sup>Total, Centre Scientifique et Technique Jean Féger (CSTJF), 64000 Pau, France

<sup>3</sup>Institut für Geowissenschaften, Goethe-Universität Frankfurt, Campus Riedberg, D-60438 Frankfurt am Main, Germany

## ABSTRACT

**Microporous carbonates can constitute excellent hydrocarbon reservoirs if their micropore and/or nanopore structure is sufficiently developed and continuous. In such deposits, assessing the exact timing of reservoir property stabilization is critical to better understand the postdepositional processes favorable to the creation or preservation of porosity. However, placing reliable and accurate chronological constraints on the formation of microporosity in these reservoirs is a major challenge. In this study we performed absolute U-Pb dating of calcite cements occurring in the Urgonian microporous limestone (northern Tethys margin) of southeastern France. U-Pb ages ranging between  $96.7 \pm 4.9$  Ma and  $90.5 \pm 1.6$  Ma were obtained on the major calcitic phase responsible for the cementation, and therefore the stabilization of microporosity, indicating that this diagenetic process occurred synchronously at the regional scale following an extended subaerial exposure. Our results show that (1) the mineralogical stabilization process responsible for the formation of an excellent pervasive microporous network took place relatively early, and (2) the so-acquired reservoir quality was preserved for more than 90 m.y. These observations emphasize the importance of long exposure periods and associated meteoric influx for the formation and preservation of good microporous reservoirs.**

## INTRODUCTION

Establishing the relative chronology of diagenetic transformation (paragenesis) from thin section petrography is of outmost importance but it is not sufficient to link the evolution of petrophysical properties in reservoirs with basin-scale structural and burial events in a proper temporal framework. Prior studies have shown the importance of absolute dating of diagenetic cements, which may lead to major reinterpretation of the thermal history and the potential timing of oil generation, migration, and accumulation (Mark et al., 2010). More specifically, the determination of absolute ages of diagenetic events such as micrite stabilization or massive low-Mg calcite cementation in relation to burial history and sea-level fluctuations would greatly improve our ability to constrain the overall reservoir evolution and the key processes preserving or enhancing reservoir quality in microporous carbonates. Although most of these processes are thought to occur during early diagenesis, recent studies have shown that they could also take place later.

U-Pb radiometric dating is the only absolute geochronometer applicable to diagenetic carbonates. However, the most robust and accurate

technique based on acid dissolution followed by isotope dilution remains inapplicable in many cases because of either low uranium or high common lead content, or because of the impossibility of microsampling a single (monogeneration) diagenetic cement of interest. Recent development of U-Pb dating of carbonates by laser ablation-inductively coupled plasma-mass spectrometry (LA-ICP-MS) applied directly on thin sections or slabs opened a wealth of possibilities with which to date calcite-cemented fossils (Li et al., 2014), calcite-filled veins (Coogan et al., 2016; Roberts and Walker, 2016; Nuriel et al., 2017) or paleosols (Methner et al., 2016). In situ microanalysis is a very efficient approach, compared to isotope dilution, because it offers the possibility to capture a more extended range of U/Pb variability (thereby providing a greater spread of U/Pb ratios to generate isochrons), as well as rapid data acquisition and large sample throughput. However, this very promising method is currently hindered by the lack of appropriately calibrated carbonate standards and international reference material for data correction (interelement and isotopic fractionation). Li et al. (2014) proposed cross-checking the two methods in

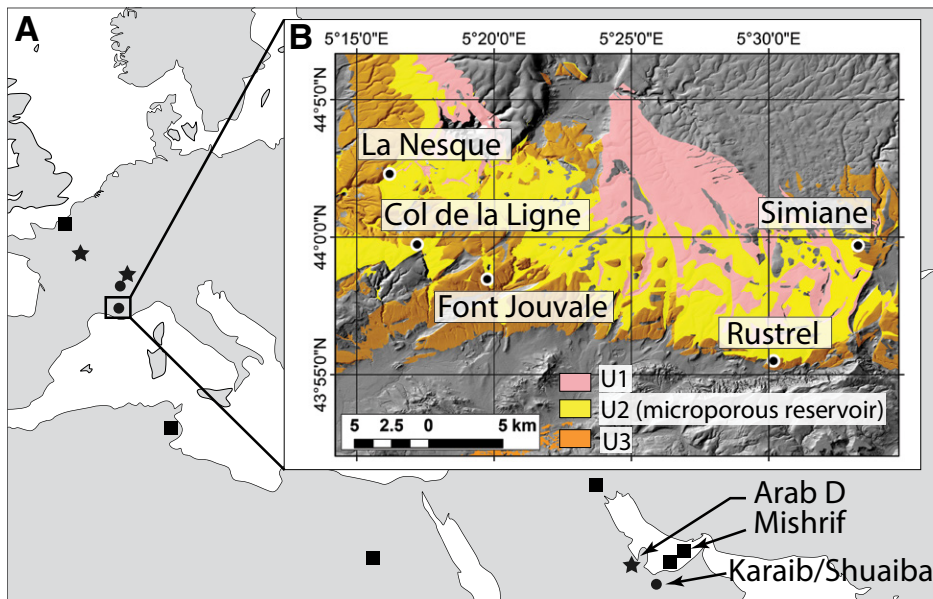
order to assess the true accuracy and precision of the U-Pb ages measured by LA-ICP-MS. In our study we combined the advantages of the two approaches, the rapid identification of appropriate samples by use of the laser ablation technique and the accuracy of isotope dilution to obtain robust absolute ages on the formation of microporosity in a typical micritic carbonate formation.

The studied samples belong to the Urgonian Limestone (UL) formation of Barremian–Aptian age located in southeastern France (Fig. 1), considered to be a good analog of major microporous carbonate reservoirs in the Middle East (Borgomano et al., 2013). The giant oil resources discovered in such microporous reservoirs motivated significant efforts to understand their genesis and evolution (Volery et al., 2010; Deville de Periere et al., 2011), highlighting the importance of unraveling the origin and timing of microporosity formation and stabilization.

## DIAGENETIC HISTORY OF THE MICROPOROUS UL, SOUTHEAST FRANCE

Diagenetic patterns observed in the UL were described in detail in Léonide et al. (2014), establishing a diagenetic sequence showing a number of well-characterized calcite dissolution and cementation phases. Two main generations of calcite cement, S1 and S2, have been documented in the formation, based on petrographical and textural evidence showing a continuum from the S1 microsparite to the S2 blocky calcite. Note that the S1 phase is too small and inclusion rich to be subsampled for U-Pb dating purposes.

The UL is marked by several short-term syn-Urgonian exposures as well as a major regional post-Urgonian subaerial exposure (ca. 3 Ma) related to the Durancian phase (upper Albian–lower Cenomanian) (Masse and Philip, 1976). The geographical extension of the Durancian phase, evidenced by a characteristic erosion surface, is closely correlated to the spatial distribution of microporous UL and has been proposed



**Figure 1. A:** Map showing the distribution of a selection of well-known microporous carbonates in Europe, North Africa, and the Middle East. Stars show microporous limestones of Late Jurassic age. Circles show microporous limestones of Early Cretaceous age, including the Urgonian Limestone (UL) in southeastern France. Squares represent microporous reservoirs of Late Cretaceous age. All microporous limestones in the Middle East area are oil-producing reservoirs, and include the Arab-D Formation, Karaib and Shuaiba Formations, and Mishrif Formation. **B:** Map of the three main units of the Provence UL and sampling locations. All samples investigated in this study come from U2, which is composed of grainstone rudist-rich facies (microporous reservoir unit), collected at La Nesque, Col de la Ligne, Font Jouvale Rustrel, and Simiane.

as being the main factor responsible for the diagenetic evolution of this formation (Masse and Philip, 1976; Léonide et al., 2014). In Léonide et al. (2014) it was hypothesized that during the exposure, inflow of meteoric water would have induced dissolution of aragonitic and high-Mg calcite bioclasts, and the development of an epikarst below the surface of exposure. The dissolution of metastable minerals, mainly composed of rudist aragonitic shells and small-sized micrite particles, provided solutes to allow the development of low-Mg calcite overgrowth around more stable, large-size, calcite particles, according to a process called micrite stabilization (Volery et al., 2010).

This process is critical in microporosity preservation, not only because it improves connectivity between micropores, eventually increasing permeability, but also because it enhances resistance to compaction during burial. The blocky low-Mg calcite precipitation event, referred to as S2, occluding intergranular and intragranular moldic and vuggy porosity (Léonide et al., 2014) is assumed to be coeval or to have occurred shortly after the low-Mg calcite overgrowth, and therefore to record the termination of the micrite stabilization process. The resulting porosity, mainly composed of intragranular secondary microporosity, can exceed 35% in the UL, giving the formation good reservoir properties (Fournier et al., 2011; Léonide et al., 2014). Such cementation and stabilization processes

are commonly invoked in formation of microporous reservoirs (Volery et al., 2010; Deville de Periere et al., 2011; Léonide et al., 2014; Ehrenberg and Walderhaug, 2015).

Coarse crystalline blocky calcite interpreted as S2 occurs within the U2 stratigraphic unit (Fig. 1B) across the entire UL (over tens of kilometers). Stable oxygen and carbon isotopic compositions of the S2 calcite range between +2.4‰ and -0.7‰ ( $\delta^{13}\text{C}$  Pee Dee belemnite, PDB) and -4.4‰ to -10.0‰ ( $\delta^{18}\text{O}$  PDB), respectively, reflecting a marine source of carbon and the involvement of meteoric water at low and moderate temperature (<65 °C) in a shallow burial environment (Lamarche et al., 2012; Léonide et al., 2014). Several samples of the low-Mg calcite S2 representative of this particular diagenetic phase along the platform were investigated for U-Pb dating. The S2 calcite is therefore the best candidate to constrain the timing and duration of micrite stabilization responsible for the preservation and excellent reservoir quality of the studied formation.

## SAMPLES AND METHODS

Calcite S2 from the UL was sampled at five outcrop locations along a west-east transect (La Nesque, Font Jouvale, Col de la Ligne, and Rustrel, and Simiane, 5 km to the northeast of Rustrel; Fig. 1B), following the transect studied by Léonide et al. (2014). All samples were collected in a rudist-rich unit (U2) within the main


reservoir facies. Seven samples of well-developed sparry crystals of vug-filling calcite were selected for U-Pb dating. Because of the large sample size required, only samples from Rustrel (7 aliquots) and La Nesque (3 aliquots) were analyzed by isotope dilution (ID)-multicollector (MC) ICP-MS. Samples from the five locations were analyzed by LA-ICP-MS on fragments of the calcite samples mounted in epoxy resin (see Item DR1 in the GSA Data Repository<sup>1</sup> for analytical procedures). The U-Pb ages for Rustrel data are shown in Figure 2, as Tera-Wasserburg diagrams ( $^{238}\text{U}/^{206}\text{Pb}$ ,  $^{207}\text{Pb}/^{206}\text{Pb}$ ) for LA-ICP-MS data, and total Pb/U isochron plots for the ID-MC-ICP-MS data. Rustrel, La Nesque, and Simiane samples were also analyzed for their  $\delta^{18}\text{O}$  and  $\delta^{13}\text{C}$  values (see the Data Repository for analytical details).

## RESULTS

LA-ICP-MS spots in the S2 sparry calcite exhibit extremely high radiogenic isotope composition, with  $^{207}\text{Pb}/^{206}\text{Pb}$  showing pure radiogenic Pb. The results obtained by LA-ICP-MS yield statistically homogeneous ages between  $91.7 \pm 2.2$  Ma and  $94.7 \pm 2.6$  Ma (all systematic errors were propagated; see Item DR1) for La Nesque, Rustrel, Font Jouvale, and Col de la Ligne samples. The Simiane sample (two fragments in the same sample) displays a more complex pattern (see Item DR1), with data spread in two different sets, suggesting the existence of two distinct isochrons. The first set shows 42 laser spots nicely aligned, forming an isochron at  $93.0 \pm 2.3$  Ma, in good agreement with the age of Rustrel, La Nesque, Font Jouvale, and Col de la Ligne samples. The second set (32 laser spots) shows a significantly younger age at  $34.0 \pm 0.9$  Ma, and a highly radiogenic lower intercept. Several samples (11 spots) are intermediate between the two sets.

ID-MC-ICP-MS isochrons from Rustrel and La Nesque show a much less variable U/Pb ratio than LA-ICP-MS ones, probably because ID-MC-ICP-MS requires a much larger amount of material (mg range) compared with LA-ICP-MS, which inherently averages small-scale variability in the sample (see Item DR1). Ages for samples from La Nesque and Rustrel are  $96.7 \pm 4.9$  Ma and  $90.5 \pm 1.6$  Ma, respectively, and are within error of the ages obtained by LA-ICP-MS. Excluding Simiane, the four other sites can be considered as representative of a same calcite generation yielding a weighted mean age for

<sup>1</sup>GSA Data Repository item 2018061, analytical procedures, stable isotope information, Figure DR1 (U-Pb methodology with isotope dilution and LA-ICP-MS and results), Figure DR2 (stable isotopes methodology and results), and Figure DR3 (general model of diagenetic evolution of Urgonian Limestone), is available online at <http://www.geosociety.org/datarepository/2018/> or on request from editing@geosociety.org.



**Figure 2.** Isotope dilution (ID, black arrows showing the data) and laser ablation (LA) isochrons for Rustrel (southeastern France) sample (a—blocky calcite S2 in a vug; b—blocky calcite S2 in inner rudist shell). See more detail on error propagation in Item DR1 in the Data Repository (see footnote 1). Additional ages obtained for La Nesque by ID—multicollector—inductively coupled plasma—mass spectrometry (ID-MC-ICP-MS;  $96.7 \pm 4.9$  Ma, 2 standard error, SE) and Rustrel-a-b, La Nesque, Col de la Ligne and Font Jouvale by LA-ICP-MS ( $91.7 \pm 2.2$  Ma,  $92.0 \pm 2.8$  Ma,  $92.8 \pm 2.3$  Ma,  $94.3 \pm 2.3$  Ma,  $94.7 \pm 2.6$ , 2SE) allow calculating a weighted average of  $92.4 \pm 1.7$  Ma (95% confidence interval,  $n = 7$ ) for the S2 blocky calcite (see Item DR1 for additional Tera-Wasserburg plots). MSWD—mean square of weighted deviates.

S2 of  $92.4 \pm 1.7$  Ma (95% confidence interval) based on all ID-MC-ICP-MS and LA-ICP-MS measurements. This Turonian age is considered as representing the absolute time of the fluid circulation event responsible for S2 cementation at the regional scale.

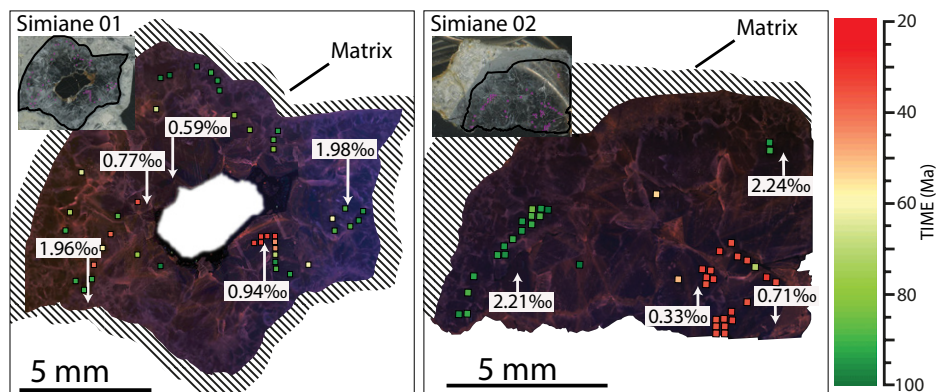
### EARLY (92 Ma) CALCITE CEMENTATION EVENT

Our results demonstrate that the extensive and first occurrence of massive cementation phase of low-Mg calcite S2 took place at  $92.4 \pm 1.7$  Ma; this is much younger than the biostratigraphic deposition age for UL (125–120 Ma), and excludes a syndepositional origin of the cement.

The S2 calcite is composed of blotchy luminescent to nonluminescent coarse crystalline blocky calcite (Léonide et al., 2014), suggesting that it may have formed from oxidizing fluids. This would be consistent with meteoric water percolation during the Durancian exposure period. The involvement of meteoric water in the formation of the S2 calcite is also supported by their low  $\delta^{18}\text{O}$  values ( $-8.3\text{‰}$  to  $-6.1\text{‰}$  PDB; see Item DR2).

Considering the onset of the exposure event from the late Albian (Masse and Philip, 1976), the completion of the micrite stabilization process, which includes (1) dissolution of metastable minerals, (2) overgrowth of low-Mg calcite particle, and (3) massive cementation by S2 calcite precipitation in intergranular and

intragranular porosity, lasted  $\sim 8 \pm 3$  m.y. Such a duration is at odds with modern diagenetic studies in similar environments showing that complete occlusion of macroporosity by low-Mg calcite in shallow phreatic environment can be very short, i.e.,  $<1$  m.y. (Budd, 1988; Whitaker and Smart, 2007). We then propose the alternate hypothesis that the Durancian phase exposure event would be younger by several million years (upper constraint tied to the late Cenomanian at 94 Ma) than previously estimated, ca. 100 Ma, i.e., Albian–early Cenomanian.



**Figure 3.** Cathodoluminescence panorama of the Simiane (southeastern France) calcite samples SI-01 and SI-02. Square symbols represent the model ages of each single spot using common lead determined with isotope dilution. They show that the innermost part of the sparry calcite is younger (red squares).  $\delta^{13}\text{C}$  (‰ Peedee belemnite, PDB) values of microsampled areas for the two diagenetic phases identified with U-Pb laser ablation are shown in gray boxes.

Overall the present-day reservoir quality observed at the outcrop was thus acquired relatively early in the geological history of the UL, but more important, it was preserved from degradation (cementation, compaction) to the present day, i.e., for  $\sim 90$  m.y., despite subsequent burial.

### LATE (ca. 34 MA) CALCITE CEMENTATION EVENT

For the Simiane sample, LA-ICP-MS U-Pb results unambiguously show the intimate coexistence of 2 calcite generations dated as  $93.0 \pm 2.3$  Ma and  $34.0 \pm 0.9$  Ma (see Fig. DR1). The common lead composition determined from ID-MC-ICP-MS data ( $^{207}\text{Pb}/^{206}\text{Pb} = 0.87$ , La Nesque and Rustrel) can be used to calculate a model age for each individual spot measured by LA-ICP-MS, and therefore investigate the spatial distribution of the two different diagenetic phases in this sample. The age map shown in Figure 3 illustrates that the young calcite is preferentially located in the central part of the vug, consistent with a later precipitation. The O-C isotope determinations in the Simiane sample indicate that the late calcite exhibits somewhat lower  $\delta^{13}\text{C}$  and  $\delta^{18}\text{O}$  values than the early calcite on average (i.e.,  $\sim 0.8\text{‰}$  versus  $\sim 2.1\text{‰}$  for  $\delta^{13}\text{C}$  and  $\sim -8.3\text{‰}$  versus  $\sim -7.8\text{‰}$  for  $\delta^{18}\text{O}$ ; see Fig. 3; Item DR2).

The 34 Ma fluid circulation event cemented the residual macroporosity of the reservoir but did not affect the UL microporosity, or it implies that a greater porosity existed before this circulation event than currently measured at the site. Although the 34 Ma age of the late calcite must be taken with caution, it brings useful information for the understanding of fluid circulations and diagenetic evolution of the UL. In particular, this event may be related to meteoric fluid circulations caused by the extensional regime during the western European rifting (see Pisapia et al., 2017) that resulted in formation of several

grabens during Priabonian time in the Provence region (Séranne, 1999).

## IMPLICATIONS FOR THE DIAGENETIC RECONSTRUCTION OF THE URGONIAN CARBONATE RESERVOIRS

The results of this study indicate that the extended exposure period that favored inflow of meteoric waters in the UL under humid climate is favorable for promoting micrite stabilization and porosity preservation in microporous reservoirs and constitutes a key phase in the diagenetic evolution of the microporous limestone. In the UL, the process of micrite stabilization was not syndepositional, as often proposed (e.g., Volery et al., 2010), but occurred ~30 m.y. after deposition. However, this is in line with several other studies (Israelson et al., 1996; Wang et al., 1998; Li et al., 2014) pointing out that diagenetic phases considered as early can be significantly younger than the time of deposition. One of the outcomes of this study is that metastable minerals remain unaltered from their deposition until the Durancian exposure (i.e., for 30 m.y.). This somewhat unexpected finding may be explained by the arid climate that prevailed during UL deposition (Ruffell and Batten, 1990), limiting the diagenetic evolution and metastable mineral dissolution (Hird and Tucker, 1988; James and Choquette, 1989). The results of this study bring chronological milestones that allow us to reconstruct the evolution of petrophysical properties and reservoir quality of the UL through geological time (Fig. DR3).

The high spatial resolution provided by the LA-ICP-MS technique permitted, for the first time, documentation of model age maps for two different diagenetic cements hardly distinguishable texturally and petrographically, and actually related to two distinct major tectonic events that favored meteoric fluid circulation in the UL.

This study illustrates the valuable information provided by absolute radiometric dating to better understand diagenetic processes and evolution of carbonate platforms. Many Jurassic and Cretaceous microporous reservoirs exhibit similarities in diagenetic evolution and petrophysical properties, and specifically illustrate the importance of meteoric diagenesis related to exposure events (Deville de Periere et al., 2011). The successful application of U-Pb dating of diagenetic cements in the UL highlights the great potential of radiometric dating to help unravel the complex diagenetic histories and subsequent architecture heterogeneities in carbonate reservoirs, especially those from the Middle East.

## ACKNOWLEDGMENTS

This study was supported by the French Investissement d'Avenir program through the Equipex ASTER-CEREGE and by the Excellence Initiative of Aix-Marseille University (A\*MIDEX). Total SA

provided financial support for Godeau's doctoral research. This paper greatly benefited from constructive comments by P. Nuriel, F. Whitaker, and an anonymous reviewer. We are grateful to C. Sonzogni and L. Vidal for the stable isotope analyses, and to H. Mariot and W. Barthélémy for their technical support.

## REFERENCES CITED

- Borgomano, J., Masse, J.P., Fenerci-Masse, M., and Fournier, F., 2013, Petrophysics of lower Cretaceous platform carbonate outcrops in Provence (SE France): Implications for carbonate reservoir characterisation: *Journal of Petroleum Geology*, v. 36, p. 5–41, <https://doi.org/10.1111/jpg.12540>.
- Budd, D.A., 1988, Aragonite-to-calcite transformation during fresh-water diagenesis of carbonates: Insights from pore-water chemistry: *Geological Society of America Bulletin*, v. 100, p. 1260–1270, [https://doi.org/10.1130/0016-7606\(1988\)100<1260:ATCTDF>2.3.CO;2](https://doi.org/10.1130/0016-7606(1988)100<1260:ATCTDF>2.3.CO;2).
- Coogan, L.A., Parrish, R.R., and Roberts, N.M.W., 2016, Early hydrothermal carbon uptake by the upper oceanic crust: Insight from in situ U-Pb dating: *Geology*, v. 44, p. 147–150, <https://doi.org/10.1130/G37212.1>.
- Deville de Periere, M., Durllet, C., Vennin, E., Lambert, L., Bourillot, R., Caline, B., and Poli, E., 2011, Morphometry of micrite particles in Cretaceous microporous limestones of the Middle East: Influence on reservoir properties: *Marine and Petroleum Geology*, v. 28, p. 1727–1750, <https://doi.org/10.1016/j.marpetgeo.2011.05.002>.
- Ehrenberg, S.N., and Walderhaug, O., 2015, Preferential calcite cementation of macropores in microporous limestones: *Journal of Sedimentary Research*, v. 85, p. 780–793, <https://doi.org/10.2110/j.sr.2015.52>.
- Fournier, F., Leonide, P., Biscarrat, K., Gallois, A., Borgomano, J., and Foubert, A., 2011, Elastic properties of microporous cemented grainstones: *Geophysics*, v. 76, p. 211–226, <https://doi.org/10.1190/geo2011-0047.1>.
- Hird, K., and Tucker, M.E., 1988, Contrasting diagenesis of two Carboniferous oolites from South Wales: A tale of climatic influence: *Sedimentology*, v. 35, p. 587–602, <https://doi.org/10.1111/j.1365-3091.1988.tb01238.x>.
- Israelson, C., Halliday, A.N., and Buchardt, B., 1996, U-Pb dating of calcite concretions from Cambrian black shales and the Phanerozoic time scale: *Earth and Planetary Science Letters*, v. 141, p. 153–159, [https://doi.org/10.1016/0012-821X\(96\)00071-4](https://doi.org/10.1016/0012-821X(96)00071-4).
- James, N.P., and Choquette, P.W., 1989, Diagenesis 9. Limestones—The meteoric diagenetic environment, *in* Scholle, P.A., et al., *Carbonate sedimentology and petrology*: Washington, D.C., American Geophysical Union, p. 45–78, <https://doi.org/10.1029/SC004p0045>.
- Lamarche, J., Lavenue, A.P.C., Gauthier, B.D.M., Guglielmi, Y., and Jayet, O., 2012, Relationships between fracture patterns, geodynamics and mechanical stratigraphy in carbonates (South-East Basin, France): *Tectonophysics*, v. 581, p. 231–245, <https://doi.org/10.1016/j.tecto.2012.06.042>.
- Léonide, P., Fournier, F., Reijmer, J.J.G., Vonhof, H., Borgomano, J., Dijk, J., Rosenthal, M., van Goethem, M., Cochard, J., and Meulenaars, K., 2014, Diagenetic patterns and pore space distribution along a platform to outer-shelf transect (Urgonian limestone, Barremian–Aptian, SE France): *Sedimentary Geology*, v. 306, p. 1–23, <https://doi.org/10.1016/j.sedgeo.2014.03.001>.
- Li, Q., Parrish, R.R., Horstwood, M.S.A., and McArthur, J.M., 2014, U-Pb dating of cements in Mesozoic ammonites: *Chemical Geology*, v. 376, p. 76–83, <https://doi.org/10.1016/j.chemgeo.2014.03.020>.
- Mark, D.F., Parnell, J., Kelley, S.P., Lee, M.R., and Sherlock, S.C., 2010, <sup>40</sup>Ar/<sup>39</sup>Ar dating of oil generation and migration at complex continental margins: *Geology*, v. 38, p. 75–78, <https://doi.org/10.1130/G30237.1>.
- Masse, J.P., and Philip, J., 1976, Paléogéographie et tectonique du Crétacé moyen en Provence: révision du concept d'isthme durancien: *Revue de Géographie Physique et de Géologie Dynamique*, v. 18, p. 17.
- Methner, K., Mulch, A., Fiebig, J., Wacker, U., Gerdes, A., Graham, S.A., and Chamberlain, C.P., 2016, Rapid Middle Eocene temperature change in western North America: *Earth and Planetary Science Letters*, v. 450, p. 132–139, <https://doi.org/10.1016/j.epsl.2016.05.053>.
- Nuriel, P., Weinberger, R., Kylander-Clark, A.R.C., Hacker, B.R., and Craddock, J.P., 2017, The onset of the Dead Sea transform based on calcite age-strain analyses: *Geology*, v. 45, p. 587–590, <https://doi.org/10.1130/G38903.1>.
- Pisapia, C., Deschamps, P., Battani, A., Buschaert, S., Guihou, A., Hamelin, B., and Brulhet, J., 2017, U/Pb dating of geodic calcite: New insights on western Europe major tectonic events and associated diagenetic fluids: *Journal of the Geological Society [London]*, <https://doi.org/10.1144/jgs2017-067>.
- Roberts, N.M.W., and Walker, R.J., 2016, U-Pb geochronology of calcite-mineralized faults: Absolute timing of rift-related fault events on the northeast Atlantic margin: *Geology*, v. 44, p. 531–534, <https://doi.org/10.1130/G37868.1>.
- Ruffell, A.H., and Batten, D.J., 1990, The Barremian–Aptian arid phase in western Europe: Palaeogeography, Palaeoclimatology, Palaeoecology, v. 80, p. 197–212, [https://doi.org/10.1016/0031-0182\(90\)90132-Q](https://doi.org/10.1016/0031-0182(90)90132-Q).
- Séranne, M., 1999, The Gulf of Lion continental margin (NW Mediterranean) revisited by IBS: An overview, *in* Durand, B., et al., eds., *The Mediterranean basins: Tertiary extension within the Alpine orogen*: Geological Society of London Special Publication 156, p. 15–36, <https://doi.org/10.1144/GSL.SP.1999.156.01.03>.
- Volery, C., Davaud, E., Durllet, C., Clavel, B., Charollais, J., and Caline, B., 2010, Microporous and tight limestones in the Urgonian Formation (late Hauterivian to early Aptian) of the French Jura Mountains: Focus on the factors controlling the formation of microporous facies: *Sedimentary Geology*, v. 230, p. 21–34, <https://doi.org/10.1016/j.sedgeo.2010.06.017>.
- Wang, Z.S., Rasbury, E.T., Hanson, G.N., and Meyers, W.J., 1998, Using the U-Pb system of calcrites to date the time of sedimentation of clastic sedimentary rocks: *Geochimica et Cosmochimica Acta*, v. 62, p. 2823–2835, [https://doi.org/10.1016/S0016-7037\(98\)00201-4](https://doi.org/10.1016/S0016-7037(98)00201-4).
- Whitaker, F.F., and Smart, P.L., 2007, Geochemistry of meteoric diagenesis in carbonate islands of the northern Bahamas. 2. Geochemical modelling and budgeting of diagenesis: *Hydrological Processes*, v. 21, p. 967–982, <https://doi.org/10.1002/hyp.6533>.

Manuscript received 4 July 2017

Revised manuscript received 4 December 2017

Manuscript accepted 14 December 2017

Printed in USA