



Co-pyrogasification of Plastics and Biomass

Chantal Block, Augustina Ephraim, Elsa Weiss-Hortala, Doan Pham Minh,
Ange Nzihou, Carlo Vandecasteele

► To cite this version:

Chantal Block, Augustina Ephraim, Elsa Weiss-Hortala, Doan Pham Minh, Ange Nzihou, et al.. Co-pyrogasification of Plastics and Biomass: a Review. Waste and Biomass Valorization, 2019, 10 (3), pp.483-509. 10.1007/s12649-018-0219-8 . hal-01700742

HAL Id: hal-01700742

<https://hal.science/hal-01700742>

Submitted on 24 May 2018

HAL is a multi-disciplinary open access archive for the deposit and dissemination of scientific research documents, whether they are published or not. The documents may come from teaching and research institutions in France or abroad, or from public or private research centers.

L'archive ouverte pluridisciplinaire **HAL**, est destinée au dépôt et à la diffusion de documents scientifiques de niveau recherche, publiés ou non, émanant des établissements d'enseignement et de recherche français ou étrangers, des laboratoires publics ou privés.

Co-pyrogasification of plastics and biomass, a review

C. Block^a, A. Ephraïm^b, E. Weiss-Hortala^b, D. Pham Minh^b, A. Nzihou^b, C. Vandecasteele^a

^aUniversity of Leuven, Department of Chemical Engineering, Celestijnenlaan 200F, 3001 Belgium

^bUniversité de Toulouse, Mines Albi, CNRS, Centre RAPSODEE, Campus Jarlard, Route de Teillet, F-81013 Albi Cedex 09, France

Abstract

Over the past few decades, the sharp rise in post-consumer plastic and biomass waste has resulted in an ever growing challenge to treat such waste sustainably. Co-pyrogasification of plastics and biomass mixtures, as opposed to separately converting these waste streams, offers several advantages including an improvement in syngas quality and composition (H_2/CO ratio) in relation to the desired application, and an easier reactor feeding of plastics. Furthermore, many studies have shown that co-pyrogasification promotes the conversion of waste to gas rather than char and tar. However, in order to achieve the desired product distribution or syngas composition, operating parameters such as the reactor temperature, equivalence ratio (air or oxygen), steam/fuel ratio and catalyst, have to be optimized. Thus, this paper aims to review literature studies on the co-pyrogasification of plastics and biomass by considering various aspects including the process principle, reactors, influence of feedstock characteristics and operating parameters on the products, as well as the synergies observed during the thermoconversion of plastics and biomass mixtures with some reference to coal mixtures when necessary.

Keywords: Biomass, Plastics, Co-pyrogasification, Waste, Waste management

1. Introduction

The annual worldwide production of plastic materials mainly from fossil fuel increased from 1.7Mt/y ($1.7 \cdot 10^9$ kg/y) in 1950 to 322 Mt/y in 2015 [1]. China (27.8%) was the largest producer in 2015, followed by the rest of Asia (incl. Japan) (21.0%), Europe (18.5%) and NAFTA (18.5%) [1]. In Europe (EU28 + NO, CH) plastics production amounted in 2015 to 58 Mt/year [2] and 25.8 Mt (2014) of post-consumer plastics waste was generated. Treatment of postconsumer plastic waste is thus an important and growing challenge. The 7 most common plastics are, with between brackets the % of European plastics demand for each polymer in 2014 (plastics Europe, 2015): polypropylene (19.2%), PP or $(C_3H_6)_n$; low-density polyethylene (17.2%), LDPE or $(C_2H_4)_n$; high-density polyethylene (12.1%), HDPE or $(C_2H_4)_n$; polyvinylchloride (10.3%), PVC or $(C_2H_3Cl)_n$; polyurethane (7.5%), PUR or $C_{17}H_{16}N_2O_4$; poly(ethylene terephthalate) (7.0%), PET or $(C_{10}H_8O_4)_n$; and polystyrene (7.0%), PS or $(C_8H_8)_n$. The EU recommends a waste treatment hierarchy with the following order of preference [3]:

preparing for reuse > recycling > recovery > landfill

To date, in many countries landfill is still the first option for disposal of postconsumer plastics waste; in the year 2014, 38 % of the plastic waste was landfilled in the EU [4] whereas 68.5 % was landfilled in the US [5]. A landfill ban exists however in Switzerland, Austria, The Netherlands, Germany, Sweden, Luxembourg, Denmark, Belgium and Norway, so that landfill is negligible in these countries. Value (material, energy) can be recovered from postconsumer plastic waste by the following treatment routes [6], [7]:

- Mechanical recycling, in which end-of-life plastic waste is used as feedstock to manufacture plastics via mechanical means. The treatment may include size reduction, separation of contaminants and of other plastics, milling, washing, drying. The more complex and contaminated the waste, the more difficult is mechanical recycling. It is therefore the preferred recovery route for homogeneous and relatively clean plastic waste, provided end markets exist for the recycle.
- Chemical or feedstock recycling, whereby plastics are converted into smaller molecules (plastic monomers, syngas), suitable for use as feedstock for the production of the original or other products. The most important technologies for feedstock recycling are pyrolysis and gasification (pyro-gasification). Pyrogasification has the advantage that it can be applied for many sorts of plastics, but also for biowaste, wood.... In each case syngas is obtained, which can be combusted to generate electricity. It is however preferable to use the syngas obtained from gasification to produce various chemicals (H₂, methanol, ammonia, urea) and also fuels (e.g. Fischer-Tropsch diesel). Feedstock recycling (and particularly pyrogasification) has greater flexibility and is more tolerant to impurities than mechanical recycling, but is capital intensive.
- Energy recovery. The waste can be combusted to produce energy in the form of steam, heat and/or electricity. Alternatively, the waste can be gasified to give synthesis gas (syngas), which can be used to generate steam via combustion boilers, or, after removal of particles and tar [8], [9], to produce electricity in a gas engine, or, for high efficiency electricity production, in a gas turbine or fuel cell [10].

In 2014 in Europe 29.7% of postconsumer plastic waste was recycled (by far the most by mechanical recycling, in 2012 only 0.3% went to feedstock recycling [11]; 39.5% went to energy recovery; 30.8 % was landfilled) [1]. This would appear a rather positive situation, but it should not be forgotten that much of the plastics collected in the EU in view of recycling or energy recovery are in fact exported to China, where their fate is less certain [12].

Pyro-gasification is feedstock recycling, if the gas obtained is used for producing materials from plastic waste; it must be classified as recovery if the gas (or oil) is used for producing heat and/or electricity (or as biofuel). A lot of potential remains for pyro-gasification (both as feedstock recycling or as energy recovery) of plastic waste, as this would reduce the volume of material sent to landfill thus saving landfill space, and allow valorization as material or energy.

Pyro-gasification (with air, pure oxygen, steam and carbon dioxide or their mixtures as gasifying agent) of pure plastics is treated in many publications: Xiao et al., 2007 [13], Ongen, 2016 [14], Toledo et al., 2011 [15], Erkiaga et al. 2013 [16], Wu and Williams, 2010 [17], Acomb et al., 2014 [18], Wilk and Hofbauer, 2013 [19], Kannan et al., 2013 [20], Cho et al., 2013 [21], [22], Cho et al., 2014 [23], Lopez et al., 2015 [24], Arena et al., 2011 [25], Arena and Gregorio, 2014 [26], Kim et al., 2011 [27], Lee et al., 2013 [28], Salbidegoitia et al. 2015 [29]. Pyrogasification of mixed plastics is treated by Friengfung et al., 2014 [30], Martinez-Lera et al., 2013 [31], Saad and Williams, 2016 [32]. It is clear that pyro-gasification as waste treatment method does not so much target pure plastics, or plastics that can easily be purified, as these are preferably treated by mechanical recycling, but rather mixed plastics and plastics mixed with or contaminated by other waste.

The main issues in using plastics alone during pyro-gasification and catalytic gasification with

in bed material are related to the product composition and the reactor technology. Plastic waste degradation may pollute bio-oil or syngas with corrosive and toxic components (HCl, benzoic acid, tar and so on) that will lower the industrial potential of the technologies. Regarding reactor technology, it should be carefully designed for suitable feeding, mass and thermal transfers [24], [33]–[36]. Moreover, operational problems may occur with plastics gasification, relative to plastics feeding, and in an air blown bubbling fluidized bed, relative to agglomeration of the bed material [24], [33], [34].

Biomass or waste biomass is a suitable feedstock for pyro-gasification, and one of the favorite feedstocks in literature [37]–[44]. An advantage of pyro-gasification (like for other thermochemical conversion technologies as combustion and pyrolysis) is that almost any type of biomass may be used as feedstock, including wood waste from industry or from MSW, agricultural residues, forestry residues, byproducts or waste from the food or feed industry and from the bio-industry, and organic municipal waste. The ideal feedstock for pyro-gasification is not so much pure biomass e.g. wood or food waste, where many other possibilities exist for use or recycling (construction, furniture, fiber panels for wood and wood waste; feed for food waste) or for energy recovery (pellets for central heating, for CHP, etc.). According to Eurostat data (Eurostat, 2012), in 2011 the production of roundwood, including wood and wood waste, accounted for 429 million m³ for the 27 countries in Europe in 2011. Among this roundwood it could be assumed that 10-15% is wood waste. In the US, the availability of biomass is unequally distributed over the country and represents 408 million tonnes dry/year (7.5% of urban wood waste: MSW wood, tree trimming waste, construction/demolition wood) [45]. Taking into account the wood density, this value is quite the double of the roundwood availability in Europe. Regarding wood waste, the classification proposes 4 classes: grade A (clean wood, wood from pallets, packaging, and so on); grade B (industrial wood processing, including construction, demolition, furniture materials and so on); grade C (fuel grade, this is composite of wood, rubber, paint and so on, such as MDF, chipboard) and grade D (hazardous wastes contained metals impregnated and treated woods).

Co-gasification of plastics and biomass allows to improve the quantity of the syngas, as well as its composition (e.g. H₂/CO), thus increasing compliance with subsequent applications [46]. Additional motivations for co-gasifying biomass and plastics are [34] :

- It helps to overcome difficulties of seasonal biomass availability [46], [47].
- Increasing the fraction of plastics in a biomass-plastic feed, during steam gasification, would increase conversion of the fuel to gas, and reduce the production of char and tar [24], [48].
- It allows plastics to be fired in a downdraft gasifier [49].
- The operational problems mentioned earlier relative to pyro-gasification of plastics alone can also sometimes be solved by co-gasification of plastics and biomass [33], [46]. Robinson et al., 2016 [34] showed e.g. that, when an air-blown bubbling fluidized bed was fed with composite wood/PET pellets (50/50) problems with coking were prevented. This would be due to a better thermal transfer and fluidization using the composite pellets since the density difference between wood (0.3 to 0.7 g/cm³) and PET (1.35 to 1.38 g/cm³) is significant. Taking into account the different densities of the raw materials, pelletization will tend to improve reactor processing, especially in fluidization technology. However, pelletization using additive, as used by Robinson et al. 2016 [34], may introduce organic and/or inorganic elements that could act as inhibitors or catalysts of the pyro-gasification process, or may introduce pollutants in the syngas.
- Co-gasification may be the method of choice for packaging waste consisting of plastics together with wood, paper, or cardboard and difficult to separate from it.

- Brachi et al. also mentioned that the use of biomass and polymeric fuel blends (PET and tyre blends) has proven a useful strategy for overcoming the limitations and operational problems related to using only polymeric fuels, such as the tendency of plastics to become viscous and sticky when heated, the seasonal availability of some types of biomass, e.g. olive husk, nut shells and grape residues, and the low energy density of biomass. They also claim that co-gasification of PET and wood enables a product gas composition such that no further conditioning in a water-gas shift reactor is required in view of downstream methanol production, thus simplifying the overall process.

Robinson et al., 2016 [34] suggested a nice application for small, remote communities: non-biodegradable plastic waste, such as water bottles or plastic food containers are targeted and diverted from the community landfill, and co-gasified with biomass, in the form of composite pellets. The combustible gases can be used to generate power, in order to replace power supplied by diesel engines, which were so far the only way for power production in the considered remote locations and resulted in high electricity prices.

There exists a significant amount of literature on pyro-gasification of mixes of different sorts of biomass, with one type of plastic, with plastics mixes, etc., a large part of which appeared in the last few years, but we do not know a review paper on this topic. The present paper will review this literature, in a broad sense: sometimes coal is added to plastics-biomass mixes, and several papers also consider mixtures of coal with plastics. When these papers are relevant for the present discussion, they will be included. The review paper will compare the behaviour of the mixtures with that of the pure components. Particular attention will be paid to the product yield and distribution (amounts of gas, solid residue and liquid obtained), and to the composition of the gas mixture, all this in relation to potential applications of the products obtained.

The purpose of generating producer gas or syngas is of course its subsequent application. The syngas generated may contain several components, which can cause serious problems (fouling, clogging, corrosion, catalyst poisoning, etc.) during subsequent use of the syngas. Table 1 summarises for each relevant syngas contaminant, the emission concentration in waste gasification, the concentration limit for each application, and the concentration limit of the EU emission standard. It is clear that for all relevant parameters, the limits set by the quality requirements of the applications are, in general, lower than the emissions. Two-step oxidation where the syngas is combusted to produce heat, used to drive an externally fired cycle is relatively insensitive to syngas quality, but the emission of pollutants is a major environmental issue and the results should comply with the EU emission standards [50].

Table 1: Main syngas contaminants with their emissions in waste gasification and the target levels of the major applications [36], [40]-[42].

Contaminant mg/Nm ³	Waste gasification	Gas engine	Gas Turbine	Methanol synthesis	FT synthesis	EU emissions standards*
Particulates	10 ⁴ -10 ⁵	<50	<5	<0.02	n.d.	10
Tar	0-20000	<100	<10	<0.1	<0.01	n.s.
Sulphur (H ₂ S, COS)	50-100	<20	<1	<1	<0.01	50 (SO _x)
Nitrogen (NH ₃ , HCN)	200-2000	<55	<50	<0.1	<0.02	200 (NO _x)
Alkali metals	0.5-5	n.s.	<0.2	<0.2	<0.01	n.s.
Halides (HCl)	0-300	<1	<1	<0.1	<0.01	10
Heavy metals	0.005-10	n.s.	n.s.	n.s.	<0.001	0.03 (Hg)

Dioxins/furans ng-TEQ/m ³	n.s.	n.s.	n.s.	n.s.	n.s.	0.1
---	------	------	------	------	------	-----

n.d.=not detectable; n.s.=not specified; *=at 11% O₂

When pyro-gasification is followed by downstream synthesis, in addition to the maximum values for contaminants given in Table 1, a specific composition of the syngas is required, e.g. for methanol production 71% of H₂ and 19% of CO are required (Table 2). Also the total concentration of inert gases (N₂, and Ar) must be as low as possible, typically below 2%. These inert gases are not really toxic for the synthesis, but they reduce the partial pressure of the reactants in recycle processes [41].

Table 2: Main gas composition specifications for selected applications [41], [51], [52]

Synthesis	H ₂ for refinery	Ammonia	Methanol	Fischer-Tropsch	Oxo – alcohols
H ₂	>98%	75%	71	60	60
CO	<10-50 ppm	CO+CO ₂ <20 ppm	19	30	40
CO ₂	<10-50 ppm	CO+CO ₂ <20 ppm	4-8%		
N ₂		25%			
Inert	N ₂ , Ar, CH ₄ balance	Ar, CH ₄ as low as possible	N ₂ , Ar, CH ₄ as low as possible	CO ₂ , N ₂ , Ar, CH ₄ low	
H ₂ /N ₂		≈ 3			
H ₂ /CO				1.5-3	1-1.5
H ₂ /(2CO+3CO ₂)			1.3-1.4		
Process temperature		350-550°C	300-400°C	200-350°C	85-200°C
Process pressure	>50 bar	100-250 bar	50-300 bar	25-60 bar	15-350 bar

To bring the produced syngas in line with the requirements Tables 1 and 2, gas treatment is required, including gas purification, where contaminants are removed that would otherwise interfere with the subsequent use of the syngas (Table 1), or conditioning where undesirable major gas components are removed or converted, and the ratio of the relevant main components is adjusted to the appropriate value. The water gas shift reaction allows e.g. to convert CO in CO₂ and H₂ upon addition of steam. Tar is one of the most critical components and its removal is essential for syngas application. Recently several review papers were published on tar removal or reduction from syngas from biomass or plastics pyro-gasification [8], [9], [53]–[55]. It is clear that each purification or conditioning step makes the process more complicated and more expensive. Therefore it would be ideal if one could approach as much as possible the required specifications, without further treatment steps. There exist traditional primary measures that can be used to modify the ratio of main components in the syngas and

to remove tar. These consist in optimising the gasifier configuration and the operating conditions (temperature, equivalence ratio, pressure, gasifying agent, additives or catalysts in the bed). In addition we believe that selecting a suitable plastic, biomass and plastic/biomass ratio allows also to approach the desired gas composition. Therefore the paper will subsequently discuss the influence of the feedstock, the gasifying agent, the temperature, the equivalence ratio, and catalysis.

2. Pyro-gasification

2.1. Principle, gasifying agents and reactions

Pyro-gasification is a thermal treatment usually including the following steps: drying, pyrolysis or devolatilization, char gasification, and (partial) oxidation. There is no sharp boundary between these different steps, they often overlap. The term pyro-gasification is used as we do not only consider the gasification step, but we include also the pyrolysis step, and it is difficult to distinguish pyrolysis and gasification, as ‘pyrolysis’ under N_2 gas will also give gasification products because of the water (moisture) and oxygen present in the feedstock and in the feedstock molecules. The feedstock, which in the case of biomass contains typically 10 to 20% of water, is first *dried* and then undergoes *pyrolysis* or devolatilization. This occurs in the absence of oxygen gas and at temperatures between 300 and 800°C. The products of pyrolysis may be classified into three principal types, the relative yields of which depend on the heating rate, the pyrolysis temperature, the residence time in the reaction zone and the composition of the waste [56]:

- Solid (mostly char)
- Liquid (tars, heavy hydrocarbons, oil, water)
- Gas (CO_2 , H_2O , CO , C_2H_2 , C_2H_4 , C_2H_6 , C_6H_6 , etc.).

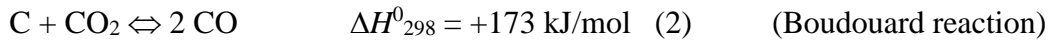
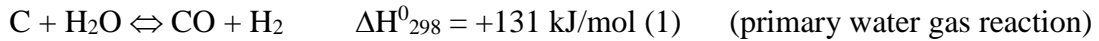
Secondary reactions may then take place involving the volatile products.

A low heating rate, a high temperature and a long residence time favour conversion to char; similar conditions but with a longer residence time conversion to gas; and finally fast heating, intermediate temperature and short residence time favours conversion to oil [57]–[59]. For biomass, high lignin tends to increase the char yield, high cellulose and hemicellulose the gas and oil yields [60], [61].

Pyrolysis is followed by gasification, which can take place in the same reactor or in a subsequent one, the overall process will be called pyro-gasification. Gasification takes place at high temperature (the heat being supplied directly or indirectly), ranging from 500 to 1500°C, and requires a gasifying agent like air, pure oxygen, steam, carbon dioxide or a combination thereof. Under these circumstances, the large molecules are further converted into lighter molecules and eventually into permanent gases (CO , H_2 , CO_2 , CH_4 , and light hydrocarbons), tar, char, and ash. Tar and char result from incomplete biomass conversion. The final gas product is either:

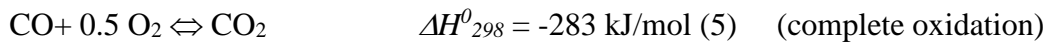
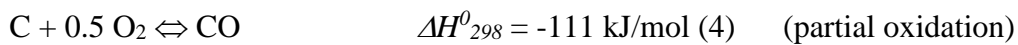
- producer gas, a mixture of gas produced by gasification at relatively low temperature, 700 to 1000°C, and composed of CO , H_2 , CO_2 , CH_4 and trace amounts of higher hydrocarbons, inert gases from the gasifying agent and other contaminants e.g. char particles. It is usually combusted in a boiler for heat, or in an internal combustion gas engine to generate electricity or combined heat and power, and the heating value depends on the type of gasifying agent and gasification process;
- (bio)syngas (synthesis gas), a mixture of CO and H_2 , which after clean-up to remove impurities can be used as feedstock for the chemical industry to produce organic molecules.

For simplicity we will speak of syngas or product gas, and will not distinguish between both. Key reactions that occur in gasification are, depending on the gasifying agent:



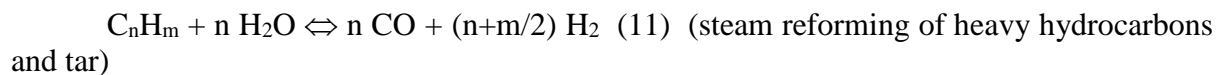
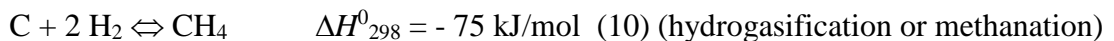
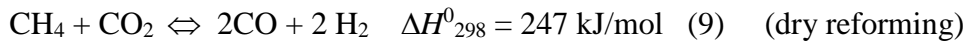
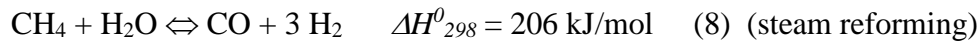
The carbon in the reactions refers to the char generated by earlier pyrolysis. Reactions (1) and (2), as well as the combination of (1) and (3), the secondary water gas reaction, are highly endothermic.

To provide the heat for drying, pyrolysis and gasification, some exothermic combustion is allowed by injecting air or pure oxygen, the most important oxidation reactions being:



All these reactions with oxygen are moderately to highly exothermic.

Other reactions of importance in pyro-gasification are:



Reactions (8) and (9) show that syngas can be produced with steam (steam reforming) or with CO_2 (dry reforming). If the gasifying agent contains no or little oxygen, the thermal energy necessary for drying, pyrolysis, and endothermic reactions comes from exothermic *combustion*, or another *source of energy*, outside (*allothermic*) the gasifier. If it contains steam or CO_2 and oxygen, the heat is generated within the reactor by reaction with oxygen (*autothermic*).

2.2. Gasifiers

Various technologies are employed for the gasification of solid fuels. Most frequently used in practice are fixed bed reactors (updraft and downdraft), and fluidized-bed reactors (bubbling and circulating) (Figures 1 and 2). However, rotary kilns, moving grate systems, and plasma gasifiers were all used on occasion (Figures 3 and 5). Plasma reactors provide very high operating temperatures up to some 5000 °C and ensure complete destruction of toxic

compounds, so they are ideal for treatment of some hazardous waste streams. The economic viability of this technology for the applications considered here remains to be proven.

In an updraft (counter-current) fixed bed reactor the feedstock enters from the top and moves downwards, whereas the gasifying agent (air, oxygen, steam or carbon dioxide) is introduced below, so that it and the product gas flow upward. An updraft reactor typically gives a syngas with a high tar concentration [62], as the tar formed in the pyrolysis zone is carried upward, away from the high temperature zone above the grate where feedstock combustion takes place, and is thus not (partially) oxidized. In a downdraft (co-current) reactor, the feedstock is added from the top whereas the gasifying agent is introduced at the sides. As the gas obtained is withdrawn to the bottom, all products (including tar) pass through the high temperature zone at the base of the reactor, just above the grate, where the tar is oxidized, so that the tar concentration is much lower.

In a fluidized bed gasifier the bed material consisting of fine solids, is fluidised by the action of the gasification medium that flows in through the nozzle bottom [46], [47], [63], [64]. The bed material can be inert (sand) or catalytically active (dolomite, olivine, etc.). The velocity of the gas through the bed determines the bed expansion: low gas velocities give a bubbling fluidized bed (BFB), high velocities cause the bed to expand more and result in entrainment from the reactor of bed particles, which are captured by a downstream cyclone and recirculated (circulating fluidized bed, CFB) into the bed. Shredded feedstock is fed into the fluidized bed. The constant turbulence of the fuel and the bed material ensures an intense contact between the bed material and the fuel, resulting in high rates of heat transfer between inert material, feedstock and gas. The processes of drying, pyrolysis, oxidation and reduction take place more or less homogeneously in the entire, nearly isothermal bed. This results in intermediate tar levels and low unconverted carbon. The operating temperature is usually between 700 and 900°C and the pressure ranges between 0 and 70 bar. A definite disadvantage is bed sintering when a feedstock containing ash of high content and low melting temperature is used [65]. A fluidized bed reactor is an updraft gasifier.

Gasifiers can also be classified according to the way heat is supplied for the endothermic gasification reactions: directly or indirectly. In a directly heated gasifier (autothermic), part of the biomass is (partly) combusted in the gasifier, raising the temperature and providing the heat needed for the endothermic gasification reactions. In an indirectly heated gasifier (allothermic), biomass or un-gasified char is combusted separately and heat exchanger tubes conduct the heat to the gasification chamber.

A novel fluidized bed gasification concept was described by Wilk and Hofbauer, 2013 [66], a 2-stage gasifier. It comprises 2 separate reactors: a gasification reactor with steam as fluidizing medium, where gasification takes place, and a combustion reactor with air as fluidizing medium, where combustion takes place. Bed material circulates between the 2 reactors and connects them thermally, carrying heat from the combustion zone to the gasification zone. Feedstock is inserted in the gasification reactor, where it reacts with steam and forms the product gas. The remaining un-gasified char is transported to the combustion reactor with the circulating bed material, where it is combusted with air and heats up the bed material. The bed material is separated from the flue gas and returned to the gasification reactor where it supplies the heat for the endothermic gasification reactions. Two different gas streams are obtained: product gas and conventional flue gas. Wilk and Hofbauer, 2013 [66] showed that this 2-stage gasifier can be used for co-gasification of plastics and biomass.

Several authors promoted two-stage reactors for pyro-gasification, whereby in the first stage pyrolysis takes place, and the evolved gases from pyrolysis are passed to the second reactor where (catalytic) dry reforming by carbon dioxide or reforming by steam occurs [67]–[69]. Serrano et al. 2012 [70] and Williams 2016 [32] highly recommended two-stage ‘pyrolysis catalysis’ as this improves contact between pyrolysis products and catalyst, enables the reacted

catalysts to be recycled, makes the process more controllable (temperature at each stage; greater control of catalytic process conditions) and finally makes that waste residues and dirt associated with the plastics remain in the pyrolysis unit.

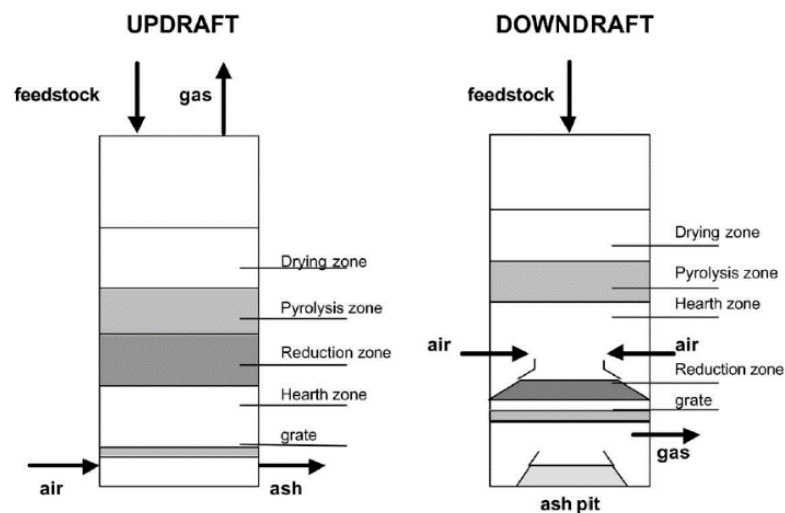


Figure 1: Fixed bed reactors [71]

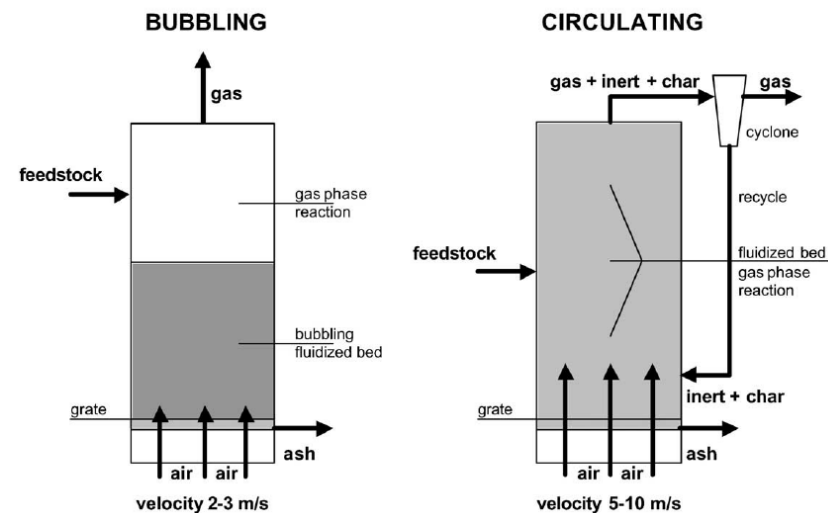


Figure 2: Fluidised bed reactors [71]

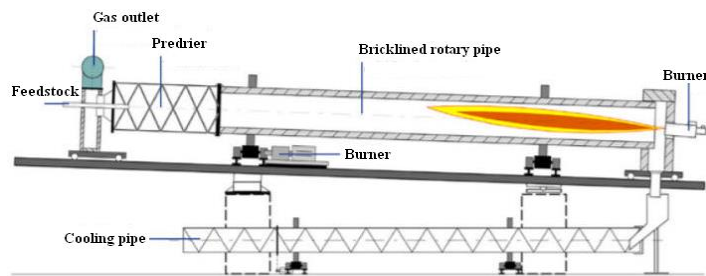


Figure 3: Rotary kiln reactor [72]

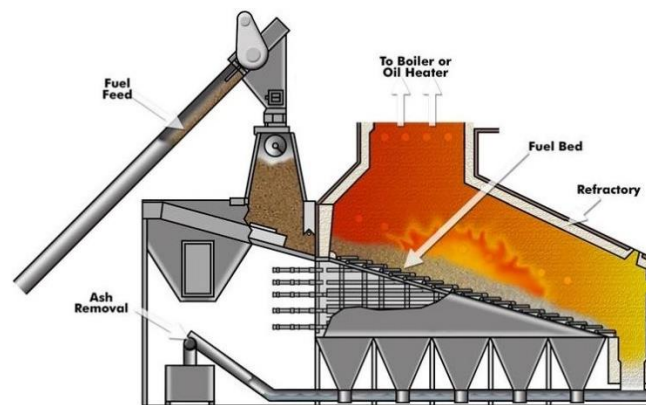


Figure 4: Moving grate reactor [73]

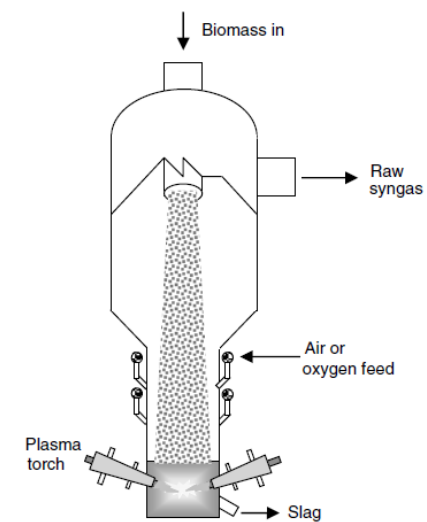


Figure 5: Plasma gasifier [74]

3. Pyro-gasification of biomass/plastics mixtures

The composition of the feedstock has an important influence on the distribution, composition and characteristics of the gas, liquid and solids produced by pyro-gasification. Operational parameters such as temperature, equivalence ratio, gasifying agent (O₂, air, steam, CO₂), ratio steam to fuel or carbon dioxide to fuel, and used catalyst, play also a significant role.

3.1. Overview

Table 3 gives an overview of relevant papers on the pyro-gasification of plastics along with biomass, with biomass and coal, and occasionally with coal alone.

Table 3: Co-pyrolysis/gasification of plastics/biomass; plastic/biomass/coal and plastic/coal mixtures.

Reference	Fuel	Reactor and parameters	Research
Jakab et al., 2000 [75]	PP and wood flour, lignin, cellulose, charcoal	TG/MS; GC/MS	Thermal decomposition of PP
Jakab et al., 2001 [76]	Vinyl polymers and lignocellulose	TG/MS; GC/MS	Thermal decomposition of vinyl polymers
Sorum et al., 2001 [77]	Pyrolysis of cellulose with PE, PP, PS, PVC	TG, 600°C: rotary kiln, 400-500°C	Biomass-PVC pyrolysis mechanism
Matsuzawa et al., 2001 [78]	Co-pyrolysis of cellulose and PVC; MSW	TG; DSC	Thermal decomposition of polymers
Marin et al. 2002 [79]	Co-pyrolysis wood and polyolefines	TG, 600°C	Characterization of liquid phases
Sharypov et al., 2002 [80]	Beech wood, pine, cellulose lignin + MDPE, isotactic and atactic PP	TG	Influence of experimental conditions on solids, liquids and gases
Pinto et al., 2002 [33]	Pine + PE (0-60%)	-Circular in cross-section gasifier -air/steam gasification -T: 720-900°C -S/F: 0.5-0.8	Influence of T, O ₂ flow rate, S/F, PE content
Pinto et al., 2003 [81]	60% coal, 20% pine, 20% PE	-Pilot scale fluidised bed reactor. -750-900°C -gasification medium: O ₂ , steam, O ₂ +steam -O ₂ /fuel: 0.03-0.33 kg/kg (dry and ash free) -O ₂ /steam: 0.02-0.28 kg/kg -flow rate feedstock: 3.3-5.5 kg/h -steam flow rate: 2-5 kg/h -particle size: 1.2-2 mm	Effect of T and gasification medium (air + steam)
Sakurovs, 2003 [82]	Coking coal + PP, PS, polyacrylonitrile, polyphenylene sulfide	PMRTA (Proton magnetic resonance thermal analysis)	Influence of polymers on the fluidity of coking coal-polymer blends

Matsuzawa et al., 2004 [83]	Cellulose, PE, PP, PS, PVC	TG; 200-600°C	Synergy
Pohorely et al., 2006 [63]	77% brown coal, 23% PET	-FB -1)T FB 849-906°C, T freeboard: 896 ; 2)T FB 850-993°C, T freeboard 905°C -gasification medium: 10% O ₂ in N ₂	Influence of T of FB and freeboard on minor and major gas components and tar
Aznar et al., 2006 [84]	Coal, biomass and plastics (PP, PE) mixture; 100% plastics	BFB, 750-880°C, ER: 0.30-0.46; air gasification, dolomite catalyst	Influence of T, ER, secondary air, feedstock composition on syngas characteristics
Jimenez and Ruseckaite, 2007 [85]	Polycaprolactone and cellulose	TG/DTG	Interaction between PCL and cellulose
Sharypov et al., 2007 [86]	Brown coal + PE (0-100%) or + PP (0-100%)	-TG -T: 430°C -Fe-catalyst -brown coal: < 0.1 mm; composition (%): ash 4.6; C 62.9; H 5.1; N 0.6; S 0.2; O 26.6 -PE: M _n 20 000 -PP: M _n 10 000 -polymers < 0.5 mm	Synergetic effect with and without catalyst
Pinto et al., 2007 [87]	Coal, petcoke, pine, 10-20% PE	-particle size 1.25-2mm dolomite, olivine, Oxides (Zn, Co, Mo), Ni-Mg and Ni-dolomite catalysts	Quality of syngas; tars and nitrogen abatement, comparison of catalysts
Kuramochi et al., 2008 [88]	Demolition wood and PVC-film (10/1)	Quartz batch reactor; 600°C	Effects on HCl reduction
Cai et al., 2008 [89]	-Low volatile coal (LVC) (< 150 µm), HDPE, LDPE, PP (<500 µm) -LVC-HDPE (5%), LVC-LDPE (5%), LVC-PP (5%)	-TG: 100-750°C (N ₂ atm)	Synergetic effect
Pinto et al., 2009 [90]	Low ash and high ash coal, RDF (10-20%), olive bagasse, pine (10-20%), PE (10-20%)	-first fixed reactor (dolomite), second Ni-catalyst -T: 850°C -steam flow rate: 5 kg/h -ER: 0.	Influence on catalysts on gas composition for pure fuels and ≠ mixtures
Paradela et al., 2009 [91]	Pine + 56% PE, 17% PS, 27%PP	Autoclave; T: 350-450°C; t: 5-30 min; P: 0.2-1.0 MPa	Influence of operating parameters on product yield and composition.
Brebu et al., 2010 [92]	Pine, cellulose + PP, PE, PS Pine + PP, PE, PS: 1/1 Pine/PE/PP/PS:3/4/2/1 Cell/PE/PP/PS: 3/4/2/1	TG, DTG up to 500°C	Synergetic effect of biomass/polymers
Mastellone et al., 2010 [93]	Lignite (low and high S), mixed plastics, (30-50%), wood	-BFB -T reactor: up to 850°C -ER: 0.1-0.4 -feedstock analysis: see table 1 in reference	Synergetic effect

Song et al., 2010 [94]	RPF (refuse plastic fuel), low-quality coal	Pyrolysis and gasification: 700-1000°C; catalyst: Ni, NiO, Mg, + Al ₂ O ₃ and Fe ₂ O ₃	Effect of catalysts on pyrolysis and gasification of RPF and RPF and coal mixture
Ruoppolo et al., 2010 [95]	Wood and coal (7/3) co-gasification	FB steam gasification; 800°C; catalyst (quartzite, Ni-Al ₂ O ₃ , dolomite)	Effect of catalyst on gas composition and tar reduction
Ahmed et al., 2011 [96]	PE and woodchips	Lab-scale steam gasification (tube furnace)	Behavior of 2 compounds mixture
Kaewluan and Pipatmanomai, 2011 [97]	Rubber woodchip and rubber waste	BFB, varying ER, ca. 800°C	Influence of rubber waste to rubber woodchip with high moisture content
Taba et al., 2012 [98]	Coal and biomass	Overview article	Influence of T on different parameters
Ruoppolo et al., 2012 [46]	Pine, olive husks, plastic chips	Pilot scale CFB; 800-900°C; steam gasification	Influence of steam supply and catalyst on H ₂ production
Wilk and Hofbauer, 2013 [66]	0-100% virgin polymers, plastics from MSW, plastics from ASR, PE (regrind and virgin), wood pellets	DFB; steam gasification	Characteristics of syngas
Oyedun et al., 2013, 2014 ^a , 2014 ^b [99], [100], [101]	Bamboo, sawdust or fruit bunch with HDPE or PS	TG	Synergetic effect, kinetics
Costa et al., 2014 [102]	PE and rice husk	Batch reactor; T: 350-430 °C; P: 2-5 bar; t: 10-60 min	Parameters; synergy
Pinto et al., 2014 [103]	High ash coal, petcoke, pine, 10-20% PE	-first fixed reactor (dolomite), second Ni-catalyst -T: 850-900°C -steam flow rate: 5 kg/h -ER: 0.2 -particle size 1.25-2mm	Quality of syngas; tars and nitrogen abatement
Lee et al., 2014 [104]	MSW, rubber, plastic, wood	Steam gasification; 1000°C	Gas composition and heating value
Önal et al., 2014 ^a [105]	Almond shell, LDPE: ½; 1/1; 2/1	TG-DTG 500°C	Bio-oil production
Alvarez et al., 2014. ^b [106]	5, 10 and 20% PE + wood	2-stage fixed bed; steam gasification; Ni/Al ₂ O ₃	Synergy wood and PE
Brachi et al., 2014 [47]	Biomass + PET or tyre rubber	FB; T: 650-860°C; S/F: 0.48-1.08; steam and enriched air	Production of syngas for methanol production
Cepuliogullar and Pütün, 2014 [107]	Agricultural waste and PET/PVC mixtures	Fixed bed reactor, 800°C; TG, 500°C	Thermal and kinetic characteristics and characterization of pyrolysis products
Abnisa et al. 2014 [108]	Palm shell and PS	Fixed bed reactor; 500°C	Production of high-grade oil
Zaccariello and Mastellone, 2015 [109]	-Coal/recycled wood/plastic waste (30-100%) -Plastic from separate collection of post-consumer packaging material	-pre-pilot BFB, 850°C -gasifying agent: air	Gas composition as a function of fuel composition

Kumagai et al., 2015 [110]	Wood sawdust + PP	Two-stage tube reactor; 800°C, steam	Ni-Mg-Al-Ca catalyst with different Ca content
Lopez et al., 2015 [24]	Pine + HDPE (50/50; 75/25)	Conical spouted bed reactor, 900°C, S/F=1, olefine as primary catalyst	Products yield (gas, tar, char) and gas composition as function of HDPE
Yang et al., 2015 [111]	Rice straw + PVC, PET, PE	TG/DTA; CO ₂ gasification;	Synergetic effect
Li et al., 2015 [112]	Waste rubber (0-100%), plastic and cornstalk (10%)	Fixed bed; up to 550°C	Influence of rubber and cornstalk on oil and char yield, oil composition
Dorado et al., 2015 [113]	Cellulose + PET, PP, HDPE, LDPE, PS	Micro pyrolyser, 650°C, HZSM-5 catalyst	Influence of plastics on conversion of biomass; distribution of carbon from feedstock on pyrolysis products
Xue et al, 2015 [114]	Oak and HDPE	FB ; 525-675°C	Influence of parameters and feedstock composition on gas, liquid and char characteristics
Zhou et al., 2015 [115]	Biomass (hemicellulose, cellulose, lignin) and PVC	Fixed bed reactor; 800°C	Synergistic effects
Robinson et al., 2016 [34]	Wood and PET	Air-blown BFB; 725, 800, 875°C;	Comparison for wood and wood-PET pellets: gas composition, heating value, cold gas efficiency...
Kumagai et al., 2016 [116]	Beech wood + PE BW/PE: 100:0 -0:100	TG; 650°C	Influence of plastics on cellulose pyrolysis
Dewangan et al., 2016 [117]	Sugarcane bagasse + LDPE SCB/LDPE: 9:1; 3:1; 1:1; 1:3	Semi-batch reactor, 350-550°C	Synergetic effect on products yield and characteristics of pyrolysis liquids
Dong, 2016 [118]	Wood, cardboard, food, PE	FB; 650°C; N ₂ , CO ₂ , steam gasification	Gasification with emphasis on energy, environment and LCA
Ephraim, 2016 ^a [119]	Poplar wood + HDPE, PS, PVC : 0-5-10-30-100 wt% plastic	Fixed bed reactor; 750 °C	Synergistic effects of plastic type and content on product yield, gas specie yield and gas heating value.
Yang et al., 2016 [120]	Biomass (cedar, sunflower, Japonica stem) –LDPE mixtures	Dropdown tube reactor, 600°C	Oil production
Chen et al., 2017 [121]	Paulownia wood + PP, PVC, PET	TG; 50-1000°C	Synergetic effects

3.2. Properties and thermogravimetric behavior of plastics and biomass

Most of the researches in thermochemical conversion of plastics have been carried out with thermoplastics polymers, such as PET, PE, PVC, PP, PS or a mixture of these compounds. The plastic structure is a long hydrocarbon chain that could contain aromatic cyclic groups or

oxygenated groups. From their chemical formula, these polymers except for PET and PVC, are only composed of carbon and hydrogen. However, they may also contain low contents of oxygen due to the presence of additives, impurities or moisture.

In addition, it has been shown that the volatile matter content is very high (at least 94% except for PET).

It should be noticed that PET, PE (LDPE and HDPE) and PP, first melt and then decompose; for PVC, degradation and melting temperature are very close; for PS the degradation temperature is clearly lower than the melting temperature [122].

Many authors gave TG curves for biomass, wood and different types of plastics [75]–[77], [80], [85], [89], [92], [100], [107], [116], [117], [119], [121]–[124]. Figure 6 gives the TG and DSC curves as a function of temperature of HDPE, PS, PVC and for poplar wood (PW) and a waste wood sample (W3).

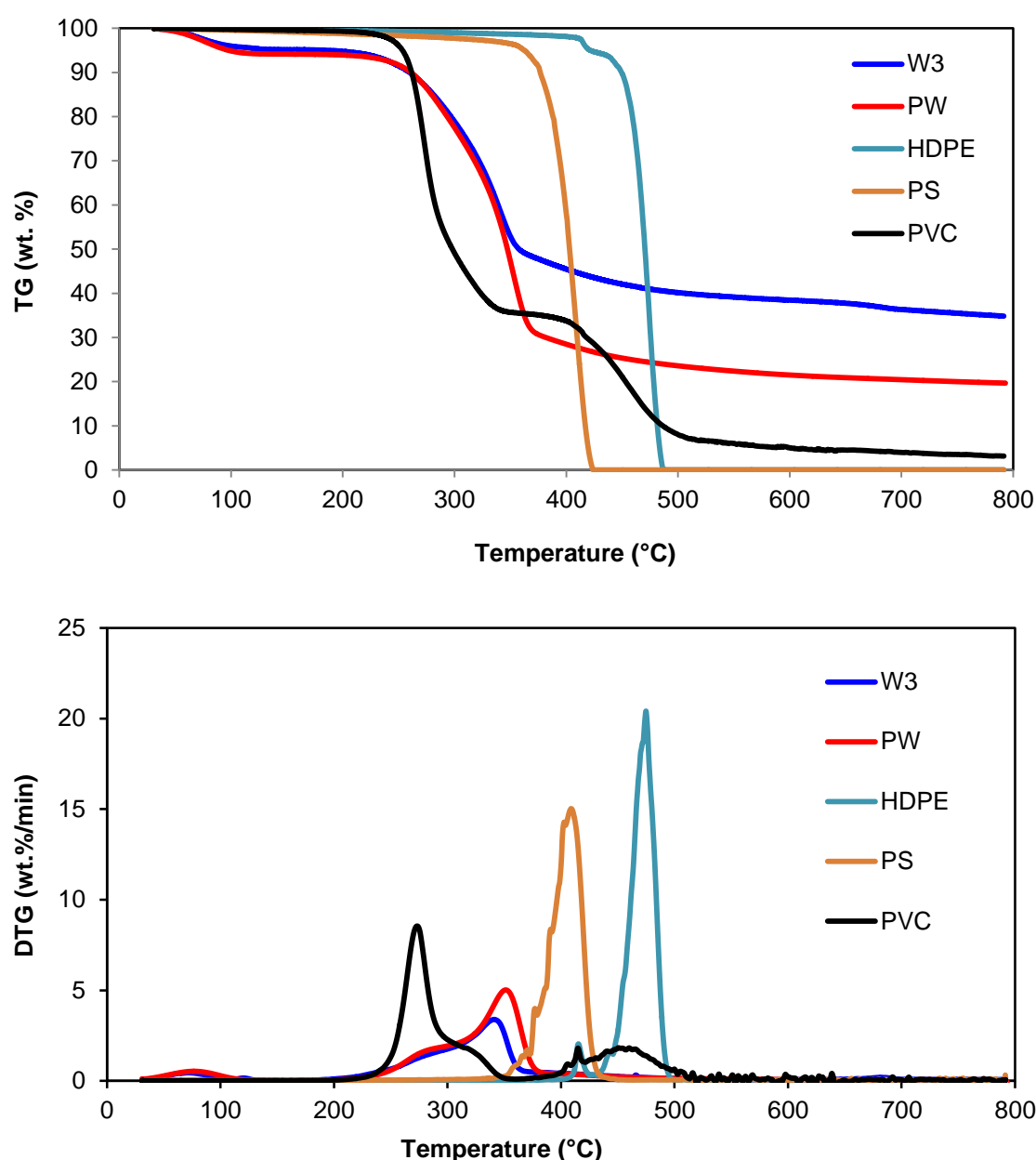


Figure 6: TG and DSC curves as a function of temperature of HDPE, PS, PVC and for poplar wood (PW) and a waste wood sample (W3) [119].

The behaviour can be summarized as follows. Desorption of water starts below 100°C for the wood samples. HDPE melts at around 130°C, which results in a sharp endothermic peak in the DSC curve, a well-defined melting temperature being characteristic of polymers with a high degree of crystallinity. Contrary to HDPE (95% crystalline), PVC and PS are amorphous (<15% crystalline) and melt over a wide temperature range, so that no peak can be observed. Between 200 and 500 °C, all plastic and wood samples lose mass due to devolatilization. The plastics have different thermal stabilities, because of their different polymer chain structures. The dissociation energies of C-H, C-Cl, C-C bonds in polymers are 414, 339 and 347 kJ/mol, respectively [119], which can explain that HDPE has the highest thermal stability and PVC the lowest, as shown by the TG curves. For PVC, the char residue yield corresponds to 3.4%, whereas HDPE and PS are completely decomposed. Other thermogravimetric analyses conducted with virgin plastics in nitrogen showed also a char yield of about 10wt% from PET and less than 3wt% from LDPE, PP and PS [125], these char yields are highly correlated to the degradation mechanism pathways.

In general, biomass has a higher oxygen, a higher moisture and higher ash content, but a lower carbon content than plastics, and contains less volatiles than plastics. Polyolefines (PE, PP) and PS consist only of carbon and hydrogen; PET contains 30 to 40 % of oxygen; PVC contains 56.5% of chlorine. Waste plastics can have different compositions as they usually consist of a mixture of different (contaminated) plastics. The two wood samples in Figure 6 have a similar thermal behaviour with devolatilization in the range of 190 to 400 °C. Wood consists mainly of cellulose, hemicellulose and lignin. On heating, hemicellulose decomposes first (190 to 290°C), followed by cellulose (290 to 360°C) and then lignin, which decomposes over a broad temperature range (360 to 500°C). After devolatilization, charring occurs whereby a char is formed. For the wood samples char residues correspond to 12 to 35%. Thus, wood yields in general more char than plastics.

3.3. Influence of feedstock type on the pyro-gasification products

During thermal conversion, plastics are transformed into gas, bio-oil and char. The industrial development of pyro-gasification processes is held back by the production of unwanted by-products, which decreases efficiency and sometimes requires very costly treatments [126], [127]. For char, a technology for downstream recovery of solid is required, otherwise char accumulation would clog plug-flow reactors. Gaseous phase recovery should limit tar condensation as this leads to fouling and blocking of the process equipment [128]. In addition, gas composition (e.g. H₂/CO and contaminants) should be determined in view of the subsequent application and the post-treatment process.

It appears from the TG curves previously discussed, and from other studies that pure plastics give very little char compared to wood [63], [129]–[133]; the same is true for real waste plastics [35].

Several studies have shown that the type and composition of biomass/plastics feedstock influences the distribution of the pyro-gasification products (gas, tar/oil, char) and their characteristics and composition [84], [90], [93], [134].

Gas composition

Lopez et al. (2015) [24] studied the effect of *HDPE* (0-100%) co-feeding on the catalytic steam gasification of biomass (spouted bed reactor; 900°C; S/F=1); co-feeding uses two different entries followed by a mixer which is particularly suited for very different densities. The gas yield increased with the HDPE content of the feed and was for pure HDPE more than 2.5 times

higher than for biomass; the tar content in the gaseous stream decreased by a factor of 10 going from 58.2 g/Nm³ on a dry basis for biomass to 5.1 g/Nm³ for HDPE; the char yield decreased from 4.3% for biomass to almost negligible (0.3%) for HDPE. The great differences between the product distributions for HDPE and biomass were explained by the complex composition of the lignocellulosic biomass compared to plastics, related to the short residence time in the reactor. The biomass is pyrolysed into gas (H₂, CO, CO₂, CH₄), tar and char. HDPE, made up of long chains of hydrocarbons, is cracked at high temperature following a random chain scission mechanism and gives a high yield of gas mainly light olefins, a small amount of liquid products (tar), mainly aromatic hydrocarbons, and no char. Both the tar and char yield decreased with increasing HDPE content, and were even lower (positive synergistic effect) than predicted by linear interpolation from the yields for the separate feed. 25% HDPE in the feed reduced tar from 58.2 to 32.0 g/Nm³, 50% HDPE reduced it further to 9.7 g/Nm³. Increasing the amount of HDPE in the mixture from 25 to 50%, increased the H₂ concentration from 40% to 57%, but a further increase of HDPE did not give more H₂. When the amount of HDPE increased from 0 to 100%, the CH₄ concentration decreased from 20 to 6%, CO decreased only slightly and CO₂ first decreased and then increased slightly.

Pinto et al. (2002) [33] observed in the steam co-gasification of biomass and PE (circular in cross-section gasifier, 835 °C), that with increasing amounts of PE in the feed, H₂ increased, CO and CO₂ decreased, methane first decreased and then increased, and hydrocarbons and tar also decreased. With increasing PE, from a PE content of 20% the gas composition remained almost constant with a maximal hydrogen concentration of about 50%. Ahmed et al. (2011) [96] (steam gasification; 900°C) observed for the gasification of PE/woodchip mixtures peak values for syngas yield, H₂ yield, and hydrocarbon yield for PE percentages of about 80% PE. Alvarez et al. (2014) [106] studied the co-gasification (two-stage fixed bed; pyrolysis 600°C; steam gasification 800°C; with and without Ni-based catalyst) of wood sawdust and 20% PP, HDPE, PS or real plastics. The highest gas yield and lowest tar and char yields were obtained for the polyolefines. With increasing amounts of polyolefines in the biomass/plastic mixtures, H₂ and C₁-C₄ concentrations increased and CO and CO₂ decreased. Increasing the amount of PP in the woodchip/PP mixture from 0 to 20 %, increased the gas yield from 51.6 to 57.0% and the H₂ concentration from 30.3 to 36.1%. The H₂ concentration significantly increased further to 52.1%, in the presence of a Ni-based catalyst. The release of H₂ is also favoured in the gasification of coal/PE and biomass/coal/PE mixtures (steam; 850°C) (Figure 7) [104].

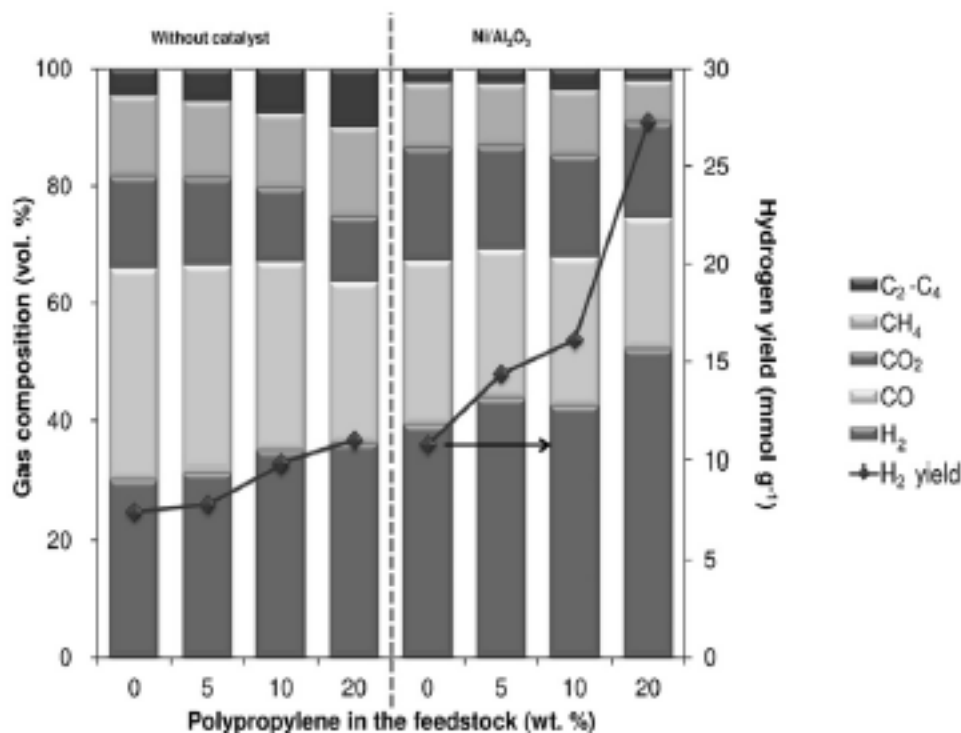


Figure 7: Gas composition and hydrogen production for different biomass/PP ratios [106]

Dong (2016) [118] pyro-gasified (FB, 650°C, 15 min) 4 potential components of MSW (poplar wood, cardboard, food waste and PE) under 3 reaction atmospheres (N₂, steam, and CO₂). Under all 3 atmospheres and for the pure components the H₂ and CH₄ concentrations increased in the order: poplar wood<cardboard<food waste<PE; for CO and CO₂ the order was opposite. Co-gasification of PE with wood, cardboard or food waste, as binary mixtures, increased the concentration of H₂ and CH₄ and decreased the concentration of CO and CO₂ even more than expected by linear calculation from the individual components, due to a synergistic effect.

Wilk and Hofbauer (2013) [66] co-gasified (DFB, steam gasification, 850°C) soft wood pellets and different types of plastics (up to 100%): virgin and recycled PE from packaging, MSW plastics and plastics from treatment of end-of-life vehicles treatment (shredder light fraction, SLF). It appeared that the H₂ concentration on average remained almost constant upon addition of plastics to wood. For mixtures, non-linear effects were observed, but no unique trend in H₂ formation as a function of the share of plastics could be given for the different plastic materials, or even for different sorts of PE (recycled or virgin). Linear interpolation overestimated the H₂ yield from SLF and MSW plastics, but underestimated it for pure and recycled PE. The concentration of CO and CO₂ decreased with an increasing share of plastics in the mixture. The decrease was steeper for PE plastics than for SLF (shredder light fraction originating from end-of-life vehicles) and MSW plastics, which is according to Wilk and Hofbauer (2013) [66] related to the amount of oxygen in the feedstock (wood>MSW>SLF>PE~recycled PE) (Figure 8). With increasing plastic fraction, CH₄ and C_nH_m concentrations as well as tar yield increased. A significant decrease in char production was only noticed for virgin PE. Zaccariello and Mastellone (2015) [109] reported that, when 20% recycled plastics was mixed with natural wood (BFB, 850°C), the concentrations of H₂, CO, CO₂ decreased and CH₄, C_nH_m, and tar increased. These results are partially at variance with the literature discussed so far. No information was however provided on the 'recycled plastics' or on the 'natural wood' used.

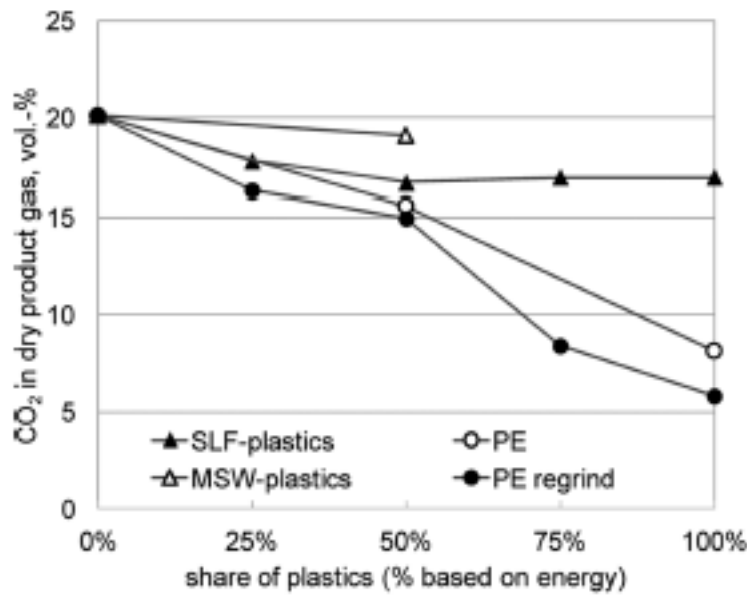


Figure 8: CO₂ in dry gas product (SLF= shredder light fraction originating from end-of-life vehicles; PE regrind=derived from packaging waste foil; PE=virgin PE) [66].

According to Robinson et al. (2016) [34], pyro-gasification (FB with bed material olivine, 725 to 875°C, air) of wood-*PET* pellets has a worse performance than wood pellets alone: tar concentrations were much higher and heating values were lower; moreover the H₂ concentration in the gas was lower, whereas concentrations of CO₂ and CO were somewhat higher than for wood pellets. Robinson et al. (2016) [34] do not provide an explanation for these observations, but these results could indicate that PET should better be avoided in co-gasification of plastics and biomass. This should not really be a problem as methods for PET recycling exist. The high tar concentrations in the syngas tents reported by Robinson et al. (2016), were also observed by Brachi et al, 2014 [47] (FB, steam + oxygen + nitrogen, 745-856°C).

Alvarez et al., (2014) [106] added 20% *PS* to biomass and noticed, compared to pure biomass, an increase of the gas yield and of the oil yield, and a decrease of the char yield. They compared the behavior of polyolefin and *PS* when added to biomass: *PS* addition resulted in a lower gas yield, higher oil yield, and slightly higher char yield. H₂, CO and CO₂ concentrations in the gas were higher, those of CH₄ and C_nH_m lower. It should be noticed that Wu and Williams., (2010) [17] came to similar conclusions, when comparing pure polyolefines with *PS*. Ephraim^a, (2016) [119] (FB, semi continu, N₂ atmosphere, 750°C) noticed with increasing *PS* addition to biomass, a slight increase in H₂ concentration up to 30% *PS* and then a decrease; concentrations of CH₄, C_nH_m, CO and CO₂ decreased over the whole plastic content range (0-100%). Since *PS* contains an aromatic cycle, Alvarez et al. (2014) [106] concluded that cracking requires higher temperatures (they used 600°C for pyrolysis and 800°C for steam gasification, with or without catalyst).

Ephraim^a, (2016) [119] also studied the pyrogasification of biomass with *PVC*. With increasing amount of *PVC* in the mixture, gas yield (mainly HCl) and H₂ concentration increased significantly, CH₄ and C_nH_m concentration remained nearly constant, tar yield decreased and char yield first increased up to about 30% of *PVC* and subsequently decreased with higher *PVC* concentration.

Kaewluan and Pipatmanomai (2011) [97], gasified (BFB, air, ER 0.3 to 0.5, 800°C) high moisture (9.5 to 27%) rubberwood chips with *rubber waste* in a bubbling fluidized bed reactor. Addition of 20% waste rubber to 27% moist rubberwood chips, increased the bed temperature from 700°C to 770°C, and showed several advantages compared to the gasification of air-dried biomass, such as increased H₂ production due to the presence of water and a higher heating value of the syngas.

Lee et al. (2014) [104] investigated the production of clean gaseous fuels (syngas) produced from the gasification of MSW, rubber, plastic and wood (fixed bed, 700°C, using 1000°C steam). A high-temperature gasification process with steam at 1000°C was applied, to generate syngas whose concentration is, mainly because of the water gas shift reaction, dominated by H₂ and can be used as gaseous fuel. There were only minor differences between the results obtained for the different feedstocks, proving that steam gasification can convert any material containing C, H and O, into a gaseous fuel with 50-60 % H₂, about 10 % CO and CO₂ and about 3% CH₄, despite different characteristics of the feedstocks (C between 43 and 81%; O between 3 and 40%; moisture between 0 and 15%; LHV between 14 and 32%). Among the four feedstocks studied, plastics gave the highest H₂ concentration and the lowest concentrations of CO, CO₂ and CH₄ concentration, wood feedstock gave the lowest H₂ concentration and the highest CO concentration. The highest LHV value was obtained for rubber (10.8 MJ/m³, the lowest for plastics (7.8 MJ/m³).

Also the type of *biomass* has an important influence on the decomposition of polymers and was studied by different authors [92], [107], [119], [120], [135]–[139]. Cepeliogullar and Pütün, (2014)[107], [138], studied the co-pyrolysis (semi-continuous reactor) of PET and PVC, each mixed with 4 different types of biomass. They observed for the PET mixtures, that the oil yield increased with the lignin content of the biomass, or with the amount of char produced. For the PVC-biomass mixtures gas yield increased with increasing lignin content of the biomass. Zhou et al. (2015) [115], co-pyrolsized PVC with xylan, cellulose or lignin (1/1 mixtures). They measured for xylan and lignin an increase in gas yield and a decrease in char yield, whereas cellulose gave the opposite results. The decrease in HCl yield was much higher for lignin than for the other biomass compounds. Yang et al. (2016) [120] investigated the occurrence of aliphatic and aromatic hydrocarbons in the oil obtained by fast co-pyrolysis of LDPE and different types of biomass. They observed a positive synergistic effect for the aliphatic hydrocarbons; the synergistic effect for the aromatic hydrocarbons was positive or negative, depending of the type or biomass in the feedstock.

Tar and char

As mentioned previously, pure plastics provide small amount of tar, due to their high amount of volatile matter. As a result the amount of char obtained from pyro-gasification of biomass and plastic mixture is often decreased by the presence of plastics. The char yield is basically calculated over the total mass of the feedstock. However, this is interesting to define a biomass char yield which should be calculated from the mass of the residue over the initial mass of biomass. Table 4 shows the values of experimental char yield found in the literature, as well as the calculated wood char yield. For these examples, the values of this parameter are not so far from the char yield obtained experimentally, meaning that the decrease of char yield is mainly related to a “dilution phenomenon”.

Table 4: Comparison of char yield (experimental) and wood char yield (calculated)

Alvarez [106]					Xue 2015 [114]		
wood wt%	100	95	90	80	wood wt%	100	80
PP wt%	0	5	10	20	HDPE wt%	0	20
char yield %	20.9	19.9	18.7	17.3	char yield %	11.1	8.3
wood char yield %	20.9	19.9	18.8	16.7	wood char yield %	11.1	8.9

Finally, the composition of *tar* in pyro-gasification is also significantly modified by co-feeding plastics with biomass, compared to the individual components. The addition of plastics to biomass reduces the concentration of phenols and furans in the tar fraction; phenols and furans contain oxygen and are typically associated with tars from wood gasification [24], [34], [46], [66], [80], [91], [105], [108], [114]. Lopez et al., (2015) [24] obtained for the gasification of a biomass-HDPE mixture (1/1) a tar composed of 80% of aromatic and polyaromatic hydrocarbons, mainly naphthalene and toluene, and of only 20% of phenols. Ruoppolo et al. (2010) [95], measured a significant decrease in phenol and a significant increase in phenanthrene for an increasing amount of plastic in a biomass-PE mixture.

Robinson et al. (2016) [34] in their study of the gasification of commercial hardwood and plastic PET waste (BFB; 725-875°C) divided tar components into 5 groups: light non-oxygenated tar compounds (benzene, toluene, xylenes, etc.), phenolic compounds, naphthalene and similar compounds, PAHs (from fluorene to coronene) and gravimetric tar (compounds too heavy for gas chromatography). Gases produced from wood pellets contained mainly phenolic compounds. Gases produced from wood-PET pellets contained ca. 10 times greater concentrations of light non-oxygenated compounds than gases produced from wood pellets.

Abnisa et al. (2014) [108] measured a pH of 2.5-2.7 for tar obtained by the pyrolysis of mixtures of palm shell and PS and attributed it to the presence of low molecular weight carboxylic acids. Cepeliogullar and Pütün (2014) [138] investigated the co-pyrolysis of agricultural waste with PET and with PVC, and measured significant amounts of benzoic acid and of PAHs in the tar of respectively a 1/1 biomass-PET mixture, and a 1/1 biomass-PVC mixture.

The pyrolysis of PVC with other feedstocks such as biomass waste, coal or other plastics has been recently reviewed by Yu et al. (2015) [140]. Blends containing low PVC content (e.g. 2 wt%) would cause significant difference amount of chloro-organic compounds in pyrolysis oil. For example, Uddin et al., (1999) [141] studied the pyrolysis of different blends of PVC with PE, PP and PS. Around 3-12 % of chlorine were found in liquid oil fraction. The formation of chloro-organic compounds was assumed as the result from the combination of HCl, formed from PVC degradation, and organic compounds, formed from other feedstocks [140]. Yuan et al. (2014) [142] studied the thermal degradation of pure PVC granules or PVC pipe scraps. The dechlorination efficiency could be complete above 320°C. The formation of chloro-organic compounds could be limited by using metals oxides as adsorbents during PVC pyrolysis. Among different metal oxides investigated, Masuda et al. (2006) [143] showed that La₂O₃ and ZnO were the most efficient to inhibit the formation of chlorobenzene. On the other hand, for the dechlorination of pyrolysis oil, catalytic processes are preferred, as previously reviewed by Yu et al. (2015) [140]. Metal oxides supported on different supports are usually used [140].

Aznar et al. (2006) [84], Pinto et al. (2009) [90]; Mastellone et al. (2010) [93] and Zaccariello and Mastellone (2012) [134] concluded from their experiments that different types of fuels (biomass, plastics, coal) may be substituted by each other, without requiring important changes to the gasifier. They highlighted that each component may change the product distribution and the concentration of the components in the gas. In general, but some papers came to other

conclusions, wood promotes the formation of a solid char composed of almost pure carbon and reduces the presence of heavy hydrocarbons in the syngas, thus leading to a cleaner syngas, with less heavy hydrocarbons and tar, but with a lower calorific value. The presence of plastics on the other hand, in general increases the yield of H₂, light hydrocarbon and gas, affording a higher heating value syngas [24], [33], [66], [96], [106], [134].

Conclusions

It is clear that the information given, even for 1 plastic (PE or PP) mixed with biomass is not always completely consistent. Product distributions for biomass and plastics and their mixtures, as well as concentrations of the gases, depend in addition to the plastic and biomass composition on various other parameters (reaction time, gasifying agent, temperature, heating rate, catalysts, etc., these factors will be discussed later), so that it is not surprising that sometimes conflicting results are reported in literature [144]. However for polyolefines (PE and PP) and PS/biomass mixtures an almost general consensus exists: with increasing PE or PP, gas yield increases, tar and char decrease, H₂ increases, CH₄, hydrocarbons, CO and CO₂ decrease. For PET/biomass mixtures much less information is available but the data of Robinson et al. (2016) [34] for air gasification indicate almost opposite trends than for PE or PP. For real plastic waste, little information is available and it is usually contradictory [17], [19], [104], [106]. It would be interesting to investigate the ‘real plastics fractions’ obtained during separate collection of a mixture of some plastics (e.g. by Fost Plus in Belgium), and also the resulting fractions obtained during separation of these plastics.

3.4. Synergistic effect during the thermoconversion of plastics and other feedstocks (biomass, coal)

As mentioned before, synergistic effects occur during the thermoconversion of plastic/biomass, plastic/biomass/coal and plastic/coal mixtures. This means that the experimental values, for example the gas, oil or char yield, or the gas composition, differ from those calculated by linear interpolation on the basis of the results for the pure components in the feedstock. The mechanisms of these synergistic effects were studied by different authors [75]–[77], [79], [80], [86], [89], [92], [96], [100], [102], [107], [115]–[117], [121], [122], [138], [145].

Plastics (PS, PE, PP, PET, PVC) devolatilise in a higher temperature range (300–500°C) than biomass (200–400°C) (see 3.2.), making interactions and synergy possible between plastics and the volatiles thereof, with char from biomass. The char plays the role of radical donor in the initiation of the polymer chain scission (H-transfer from plastic to coal/biomass) and may also adsorb volatiles from polymers. Dong (2016) [118] observed a higher synergy between food waste and PE than between poplar wood or cardboard and PE, and attributed this to food waste char being more porous and thus having more catalytic effect on gas-solid phase reactions. Catalytic properties of char from thermo-conversion of biomass were intensively studied for a large family of chemical processes [81], [146]–[148].

Compared to other plastics, polyolefins decompose more easily in the presence of cellulosic materials. During the pyrolysis of biomass-*polyolefin* mixtures, the onset temperature of the polymer decomposition is lowered as was demonstrated for PP in the presence of beech wood [75], [79]. Also, the co-pyrolysis of almond shell with HDPE was found beneficial for oil production and thus for the decomposition of HDPE [105]. Yang et al. (2016) [120] studied the fast co-pyrolysis of woody biomass with up to 50 wt.% of LDPE: at 600°C and under inert atmosphere, the oil yield was highest for the 1/1 LDPE/ biomass mixture, higher than for wood or LDPE alone. Dorado et al. (2015) [113] added different polymers (PE, PP, PS, PET) to biomass, in view of reducing coke formation to increase catalyst (HZSM-5) lifetime. It appeared that PE and PP were most efficient in the conversion of cellulosic materials: during

pyrolysis these polyolefines decompose into olefins that react with the oxygenated primary pyrolysis products from biomass, avoiding coke formation. PET and PS produced lower olefin concentrations.

Biomass/*PS* mixtures and biomass/*PET* mixtures, behave in a different way than biomass/polyolefines mixtures during thermal conversion [92], [100], [121], [138]. For PET, a variety of oxygen-containing products and aromatic hydrocarbons are released upon degradation. These may react with the primary char from wood, thus maximize the char [121].

Oyedun et al. (2013), (2014^b) [99], [101] used two modelling approaches to study the synergetic effect of the co-pyrolysis of bamboo/*PS* blends. A significant interaction between bamboo and *PS* was shown from the mass loss, volatile evolving rate and the overall energy used. The energy of the mixed-blends was lower than this calculated from the pyrolysis of the separate components of the blends, bamboo and *PS*. Oyedun et al. (2014^a) [100], also observed a much larger deviation between experimental and predicted TGA's under N₂ atmosphere for *PS*/biomass than for HDPE/biomass blends and attributed this to the decomposition temperature of the lignin fraction of biomass (400°C) overlapping better with the *PS* decomposition temperature interval (400-425°C) than with the one of HDPE (455-510°C). According to Jakab et al. (2001) [76] the decomposition of *PS* is correlated with the amount of char produced from the added biomass. The amount of char increases in the order cellulose<beech wood<lignin<charcoal and has an increasing impact on the decomposition of *PS*.

The thermal degradation of *PVC* is more complex than for other polymers: whereas most polymers decompose in one stage, *PVC* decomposes in two stages. Dechlorination starts lower than 200°C at the surface, resulting in cyclization/aromatization, and becomes significant at 300°C, while aromatic hydrocarbon release starts at 350°C and become significant above 450°C [149]. The first stage of *PVC* degradation almost perfectly matches the temperature interval of biomass and lowers the degradation temperature of biomass, enhancing the release of volatiles and increasing the char yield [77], [83], [107], [121], [122], [138]. Ephraim (2016^a) [119] observed a significant positive synergy for a wood /*PVC* mixture (7/3) on char and tar yield: the char and oil yield increased by 44 and 30% respectively, relative to the yield predicted by linear interpolation from the yields for the pure components. A corresponding, but negative synergy in gas (HCl) was observed [119]. Also Kuramochi et al. (2008) [88] and Zhou et al. (2015) [115] observed a decrease in HCl when co-pyrolysing biomass and *PVC*. The chlorine of *PVC* was preferentially found in the 'oil fraction'. According to Ephraim (2016^a) [119], it is mainly present as HCl gas dissolved in the oily phase after condensation, in contradiction with Kuramochi et al. (2008) [88] and Zhou et al. (2015) [115], who suggest that some chlorine of the *PVC* might be present in organic chlorinated compounds.

4. Operational parameters

Of course selecting the feedstock mixture for pyro-gasification is just a start, and it may also be dictated by practical considerations (availability, cost, etc.). The final product yields and product distribution, as well as the gas composition depend also on several operational parameters. These will now be discussed.

4.1. Gasifying agent

The gasifying agent is a key factor in determining the quality of the syngas and its subsequent use. Common gasifying agents are air, oxygen, steam, carbon dioxide and mixtures thereof. Steam gasification is endothermic, so heat must be supplied to the process. If some oxygen is present in the gasifying medium, it can give the heat needed for gasification, so that oxygen/steam mixtures are often used. CO₂, or a mixture of steam and CO₂, can also be used as gasifying medium.

In their study of the co-gasification of coal, biomass and plastics wastes with air/steam mixtures in a fluidized bed reactor, Pinto et al., 2003 [81] studied the influence of the gasification medium: different combinations of air and steam were investigated. It was shown that increasing the oxygen (in air) concentration reduced hydrocarbons and tar due to partial combustion reactions, but the gas produced was diluted due to nitrogen coming in with air, thus reducing the heating value. Steam and air gasification gave similar gas yields; steam gasification favoured steam reforming reactions, whilst air gasification favoured combustion reactions. Therefore, H₂ and hydrocarbon concentrations were higher with steam gasification than with air gasification, whereas CO and CO₂ were lower, as replacing air by steam reduced combustion of char and volatiles. Similarly, higher fractions of oxygen (oxygen/(oxygen + steam)) decreased the content of H₂, methane and other hydrocarbons, and increased CO and CO₂ concentrations.

As discussed by Aznar et al. (2006) [84], air is the most common gasifying agent for reasons of cost. With air a product gas with low heating value (<6MJ/m³), and containing 7 to 12 % of hydrogen is obtained. To produce gas with a high heating value (10-20 MJ/Nm³), pure oxygen may be used, and thus avoiding dilution by nitrogen, although the cost is higher. Pure steam is also a popular gasifying agent: it gives syngas with a high hydrogen content (50-55%), but also with a high tar content, and is very endothermic. Mixtures of steam and oxygen require less external heat, and give a medium heating value (12 to 14 MJ/ m³) syngas.

Lee et al. (2014) [104] investigated the production of clean gaseous fuels (syngas) produced from the gasification of MSW, rubber, plastic and wood. The results of steam gasification (700°C, using 1000°C steam) were compared to air-blown (900°C) gasification. The main difference was the H₂/CO ratio: in steam gasification the H₂/CO ratio was 12, compared to only 1 in air-blown gasification. The LHV of the syngas from steam gasification was more than twice that obtained with air-blown gasification. The differences between both gasifying agents were due to extra water gas shift reaction in steam gasification and N₂ dilution in air-blown gasification

Dong (2016) [118] studied pyro-gasification (650°C, 15 min) of 4 components of MSW (poplar wood, cardboard, food waste and PE) under 3 reaction atmospheres (N₂, steam, and CO₂). Both steam and CO₂ (dry gasification) are effective in enhancing syngas yield and change syngas properties compared to N₂. In the case of poplar wood the syngas yield rises from 0.070 m³/kg (N₂) to 0.088 (steam) and 0.074 (CO₂), respectively, for the other wastes a similar increase was noticed. The higher syngas yield with CO₂ and H₂O than with N₂ is attributed to the occurrence of the Boudouard and water gas reactions, producing CO or CO₂.

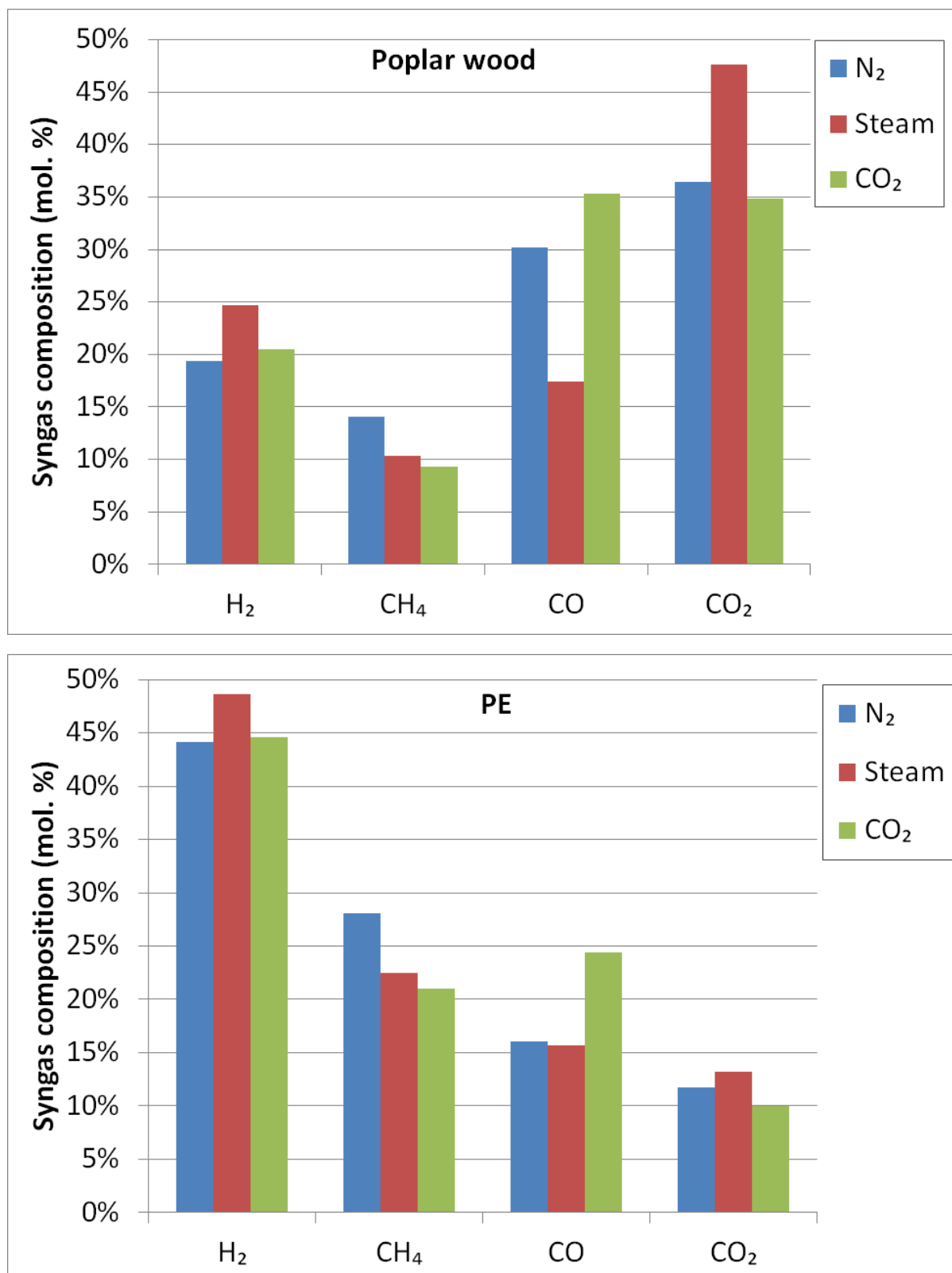


Figure 9: Syngas composition for poplar wood and PE under N₂, steam and CO₂ [118]

and H₂ from char [123]. A simulation analysis by Ephraim, (2016^b) [150] provides insight into the evolution of the complex reaction mechanisms along the char bed of a downdraft gasifier under varying concentrations of mixed reaction atmospheres (O₂, H₂O and CO₂). Their results

have shown that the reaction atmosphere strongly influences the gasification reaction rates in the gasifier entrance zone, whereby the increase in O₂ concentration (0 to 3 vol%) strongly increases the rates of combustion, steam gasification, Boudouard and WGS reactions, whereas increasing H₂O (5 to 20 vol%) raises only steam gasification and WGS rates. Furthermore, CO₂ (5 to 20 vol%) only affects Boudouard and WGS reaction rates. Based on their analysis, Ephraim, (2016^b) [150] concluded that O₂ and H₂O atmospheres exert the most influence on the syngas composition (H₂/CO ratio).

Figure 9 gives the syngas composition for poplar wood and PE under N₂, steam, and CO₂ [118]. In the presence of steam the water gas shift reaction (reaction (3)) is promoted explaining the H₂ and CO₂ increase and the CO decrease, compared to N₂. CO₂ gasification slightly increases H₂, increases CO and decreases CH₄, which can be explained by the dry reforming reaction (9), and the Boudouard reaction (2).

Table 5 gives an overview of the H₂/CO ratio from pyro-gasification under different reaction atmospheres of MSW single components [118]. Steam gasification increases the H₂/CO₂ molar ratio for all components compared to pyrolysis (N₂ atmosphere). For 3 of the components it is in or very close to the range 1.5 to 3.0 desirable for Fischer-Tropsch synthesis [51]. When CO₂ is used as gasifying agent, a lower H₂/CO molar ratio (0.61 to 1.87) is obtained than with steam, making the syngas from poplar wood and cardboard more suitable as chemical raw material [151]. Also for a mixture of the 4 components the H₂/CO molar ratio is highest (1.79) for steam gasification, compared to 1.70 for pyrolysis (N₂ atmosphere) and 1.29 for CO₂ gasification.

Table 5: H₂/CO of the syngas from pyro-gasification of MSW single-components [118].

Reaction atmosphere	Poplar wood	Cardboard	Food waste	PE
N ₂	0.64	1.53	2.49	3.07
Steam	1.57	3.90	2.77	3.14
CO ₂	0.61	0.86	1.81	1.87

An experimental study of the co-gasification of biomass residue and polymeric wastes (tyre rubber and PET) in an oxygen-enriched air and steam atmosphere, was carried out by Brachi et al. (2014) [47] in a fluidized bed gasifier, to investigate the possibility of producing a syngas suitable for methanol synthesis. It appeared that to optimize the process also in terms of reduced tar production, it was preferable to operate the bed above 750 °C, with a steam/ fuel ratio above 0.7. No significant differences in gas composition were observed moving from the PET-to-tyre-based pellets, although the first ones produced less tar and particles. With polymeric waste in the fuel blend (in quantities exceeding 20 wt.%), suitable selection of the operating conditions, the gas composition was such that no further water-gas shift reactor was needed; only carbon dioxide removal suffices to meet the requirements of $H_2/(3CO_2 + 2CO) \approx 1.05$ for the downstream methanol production.

The heating value of the product gas is lower with air as gasifying medium, as the gas is diluted by nitrogen. With pure oxygen a gas with higher heating value is obtained, but at higher cost. When pure steam is used for gasification, the product gas is free of N₂, has a higher heating value. H₂ and hydrocarbon concentrations are higher with steam gasification than with air gasification, whereas CO and CO₂ were lower, as replacing air by steam reduced combustion of char and volatiles, selection of the gasifying agent thus affords an ideal means of adapting the H₂/CO ratio to the requirements of the subsequent application.

4.2. Temperature

Pinto et al. (2002) [33] (Figure 10) studied steam gasification of biomass (pine wood sawdust) and co-gasification of biomass with plastic (PE) in the 730 to 890 °C temperature range in a fluidized bed. It was shown that temperature was the parameter that influenced the gas composition most. For pure pine and for pine with 10 to 60% of PE, the effect of increasing temperature was similar: H₂ concentration increases; CO₂ concentration increases and then, from 830°C on, decreases; CO first decreases somewhat and then, from 830°C on, increases again or remains constant, but the effects are small; CH₄, C_nH_m and tar decrease; char formation decreases.

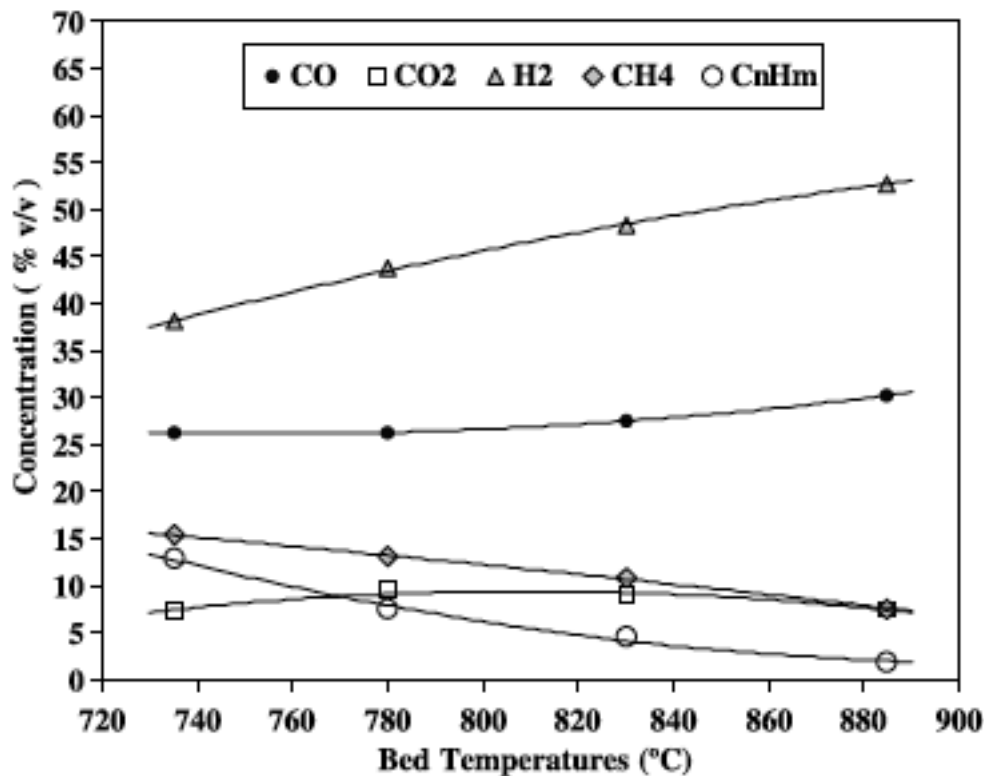


Figure 10: Effect on bed temperature on gas composition for co-gasification of pine with 40% of PE and a steam ratio of 0.8 (w/w) [33]

The concentration increase of H₂ with temperature can be explained by the majority of reactions leading to H₂, i.e. the primary and secondary water gas reaction, as well as the reforming reactions (8) and (9) being endothermic. The results for CO₂ and CO can be explained by the water gas shift reaction being dominant in the 730-830 °C range, reaction (3), which decreases CO concentrations and increases CO₂. In the temperature range 830-900 °C the dominant reactions are the water gas reaction (reaction (1)), increasing CO), and the Boudouard reaction (reaction (2)), decreasing CO₂ and increasing CO). CH₄ and C_nH_m decrease with increasing temperature due to endothermic cracking and reforming reactions as do tar and char [33].

This behaviour is, in the considered temperature range, in good qualitative agreement with the thermodynamic equilibrium calculations for pure carbon and steam as reported by Kodama,

2003 [152], except for CO where the calculations predict an increase with temperature over the entire temperature range considered.

In a subsequent paper Pinto et al., (2003) [81] studied the co-gasification of coal, biomass and plastics wastes (FB, air/steam mixtures). Again, the *temperature* strongly influenced the composition of the syngas. For a mixture of 60% (w/w) of coal, 20% of pine and 20% of PE wastes under air atmosphere, a temperature increase from 750 to 890°C decreased the concentration of methane and of other hydrocarbons by 30 to 63%, while the hydrogen concentration increased by around 70%.

Aznar et al., (2006) [84] gasified blends of plastics waste with pine wood sawdust and coal (FB, air, dolomite as catalyst, 750-880°C). The effect of increasing bed temperature on gas composition for the most important components is as follows: H₂ increases, CO decreases first and then, from about 830°C increases, CO₂ decreases mainly above 830°C, and CH₄ seems to increase somewhat and C₂H_n remains constant. This is in good agreement with the results of Pinto et al., (2002), (2003) [33], [81], except for CH₄ and C₂H_n.

Taba et al., (2012) [98] reviewed pyro-gasification of coal, biomass, (sometimes) plastics and their co-gasification in different types of gasifiers, with different particle sizes, in different types of gasifier, under different operating conditions, in different media (air, steam, CO₂, air-steam, N₂, O₂- steam, etc.). The results of co-gasification (mainly the production of H₂, CO₂, CO, CH₄, and other hydrocarbons) as a function of temperature are reviewed and compared to these obtained by gasification of coal and biomass alone. Of course there may be a limitation to the tolerable temperature (typically 750-900°C, in a fluidized bed gasifier), as it may e.g. affect construction materials in the gasifier, and lead to ash melting and agglomeration. The results were obtained in the 740-1000°C range, but mainly in the 750-900 °C range. From all the individual curves, each obtained by one group of authors in one series of experiments under consistent experimental conditions, and reported by Taba et al., (2012) [98], we deduced the following more or less general trends:

- H₂ (expressed as concentration, %) increases with temperature. The agreement between the curves presented is however not too good, as can be expected since they were obtained under a range of different circumstances, and instead of increasing some curves are horizontal or even decrease slightly with temperature;
- CO₂ first increases slightly with temperature, and then decreases, but other curves seem to decrease from the beginning
- CO first decreases slightly with temperature, and then a somewhat above 800°C starts to increase with temperature; some curves are, however, horizontal or even decrease over the entire temperature range considered.
- CH₄ in general decreases as a function of temperature, but some curves remain constant or even increase slightly.

There is in general a good agreement with results mentioned earlier.

From all the data presented, Taba et al. 2012 [98] claim that among the parameters having a direct effect on the gasification process, temperature is most significant. We do not agree completely with them on this aspect. Temperature is indeed an important parameter, but if we consider the figure where H₂ production is given as a function of temperature, it appears that one of the steepest curves shown increases (only) by a factor 1.7 over the 730 to 900°C temperature range. On the other hand, the lowest and highest curves of H₂ concentration as a function of temperature show a difference by a factor of at least 20. This difference is due to other factors than temperature, such as feedstock, particle size, type of gasifier, gasifying medium (air, steam, CO₂, air-steam, N₂, O₂- steam, etc.), use of catalyst or not, catalyst type, other operating conditions... So the figures rather show that the effect of other factors may be

much larger than the mere effect of temperature. The influence of other parameters will be considered further.

Temperature influences the product distribution, the syngas yield and its composition, a high temperature is required for high carbon conversion and to obtain a low tar content. In general, with increasing temperature the H_2 concentration increases, CH_4 , C_nH_m and tar decrease; char formation decreases.

4.3. Equivalence ratio

In their study of the co-gasification of coal, biomass and plastics wastes with air/steam mixtures in a fluidized bed reactor, Pinto et al., (2003) [81] showed that the increase of the $O_2/fuel$ ratio favoured partial combustion reactions and led therefore to an increase in CO and CO_2 concentrations and to a reduction of the H_2 , CH_4 and other hydrocarbon concentrations. Moreover a higher O_2 (from air)/fuel ratio led to an increase of the quantity of gas products, but lowered the heating value of the gas products because of the diluting effect of N_2 . Mastellone et al. (2012) [134] investigated the gasification of mixtures of coal, plastic waste (PE and PP) and wood in a fluidized bed reactor under O_2 -enriched atmosphere. Increasing the inlet O_2 concentration from 21 to 35% increased strongly the formation of H_2 , CO, CH_4 , C_2H_4 , and decreased the N_2 content.

The equivalence ratio, ER, has a strong influence on the product gas composition and on the type and amount of tar in the product gas. Indeed, if more oxygen is available it may react with the hydrocarbons present. A too high ER would yield decreased H_2 and CO concentrations and increased CO_2 concentrations in the syngas and thus lower heating values of the syngas.

In their study on co-gasification of plastic waste with coal and biomass (FB, air, dolomite catalyst, 750-880°C), Aznar et al., (2006) [84] showed that, when ER is increased from 0.30 to 0.46, the concentrations of all relevant gas components (H_2 , CO, CO_2 , CH_4 , C_2H_n) and the LHV, decrease. Obviously dilution by N_2 contributes to this decrease, but the relative decrease is not the same for all components: it is low for CO_2 , but high for hydrocarbons. Increasing ER reduces the char yield significantly, and the tar yield somewhat.

4.4. Steam/fuel (S/F) ratio

Pinto et al., (2002) [33], in order to vary the S/F ratio, kept the steam flow rate constant and changed the mass flow rate of the waste mixture, thus ensuring a constant residence time. It appeared that the influence of S/F ratio was less pronounced than that of temperature for all compositions (pine and pine/PE mixtures) studied. For a 40/60 PE/biomass mixture at 835°C, with S/F increasing from 0.5 to 0.8, a slight increase of the H_2 concentration occurs reaching a maximum at S/F = 0.75; CO, CH_4 and C_nH_m slightly decrease and CO_2 slightly increases. Additional information can be obtained from among others Ruoppolo et al., (2012) [46] and Brachi et al., (2014) [47].

4.5. Conclusion

It was shown that, next to the feedstock, also other factors such as temperature, gasifying medium (air, steam, CO_2 , air-steam, N_2 , O_2 - steam, etc.), equivalence ratio (ER), and S/F ratio play a role.

H_2 and hydrocarbon concentrations are higher with steam gasification than with air gasification, whereas CO and CO_2 are lower. Selection of the gasifying agent thus affords an ideal means of adapting the H_2/CO ratio to the requirements of the subsequent application.

Temperature is the parameter that has the largest influence: it influences the product distribution, and the syngas yield and composition. A high temperature is required for high carbon conversion and to obtain a low tar content. In general, with increasing temperature the H_2 concentration increases, CH_4 , C_nH_m and tar decrease; char formation decreases.

The equivalence ratio, ER, has a strong influence on the product gas composition and on the type and amount of tar in the product gas, the influence of S/F ratio is limited.

Next paragraph discusses another important factor, the catalyst.

5. Catalysis in the thermoconversion of plastic/biomass waste

A lot of research effort has been, and is still being devoted, to developing effective and feasible methods for tar reduction. Catalysts may play a significant role in this context. Moreover, in addition to the gasifier configuration and the operating conditions discussed earlier, catalysts have also an important impact on product distribution and gas composition, as they accelerate the reforming and cracking reactions of pyrolysis products, increasing H_2 production [8], [9], [15], [54], [153]. Catalytic cracking/reforming is used for in-bed tar conversion, as well as for tar conversion downstream of the gasifier (reactor outlet or separate reactor). Catalytic pyrolysis and gasification of biomass [8], [43], [154], [155] and of plastic waste [36], [156] has recently been reviewed. The most used solid catalysts are dolomite, olivine, zeolites, metal oxides, supported-metals catalysts, and char generated from thermoconversion processes. Ni-based catalysts were found most effective for the considered purpose. Also in the thermoconversion of plastic-biomass, plastic-coal-biomass, and coal-biomass mixtures, catalysts improve the quality of the syngas [34], [87], [90]. Pinto et al. (2007) [87] (BFB, 850-900°C, gasifying agent: mixture of steam and oxygen) compared different catalysts for pyro-gasification of high ash coal and pine: low-cost natural minerals (non-calcinated and calcinated dolomite and olivine), Ni based catalysts (Ni-dolomite, Ni-Mg) and 2 commercial metal catalysts [G-72D (ZnO) and C49 TRX (Co-Mo-oxides)]. They found Ni-based catalyst most effective, as these led to the highest decrease in hydrocarbons and to the highest increase in H_2 release. Ruoppolo et al. (2012) [46] compared the performance of the gasification of biomass and biomass-plastic mixtures, with and without steam, for a quartzite and for a Ni-based catalyst (FB, 800-900°C). Regardless of the fuel, steam addition increased the production of H_2 and reduced the tar concentration, but in general the Ni-based catalyst increased the H_2 yield and decreased tar production more than steam. However, for the plastic-biomass mixtures the tar concentration could not be brought below 40 g/m³ with a combination of steam and catalyst. Alvarez et al. (2014) [106] investigated the co-pyro-gasification (steam; 2 stage fixed bed, first bed, 600°C; second bed, 800°C and Ni/Al₂O₃) of plastics (PP, HDPE, PS and plastic waste) and wood sawdust with and without a Ni/Al₂O₃ catalyst. The use of the catalyst gave a sharp increase in gas yield and H_2 production and a decrease in CO and light hydrocarbons: for PP the H_2 production in the syngas increased from 36.1 to 52.1% and the H_2 /CO ratio from 1.2 to 2. The Ni/Al₂O₃ catalyst promotes the water gas shift and the steam reforming reactions (reaction, 3, 8 and 11). Pinto et al. (2009), (2014) [90], [103] obtained similar results in the co-gasification (steam gasification, 850°C) of coal/biomass, coal/plastic and coal/biomass/plastic mixtures, using two fixed bed reactors; the first one with dolomite, the second one with a Ni-based catalyst. Both catalysts increased the H_2 concentration and decreased CO, CH_4 and hydrocarbons. With the dolomite reactor a tar reduction of ca. 80% was obtained, and after the Ni-based catalyst reactor no more tar was detected. Pinto et al. [90], [103] concluded that the

arrangement of two catalytic fixed bed reactors is suitable to deal with a wide range of feedstocks. For carbonaceous materials, giving high contents of hydrocarbons and tar, the use of two sequential catalytic reactors would ensure complete destruction of tar and production of a gas suitable for a wide range of applications. This configuration is also suitable to treat gases with high contents of sulphur and halogen compounds; they are retained in the reactor with dolomite, thus ensuring a longer life for the more specific catalyst for tar abatement.

Kumagai et al. (2015) [110] proved the importance of Ca in combination with Ni-based catalysts. They synthesized Ni–Mg–Al–Ca catalysts with different Ca contents and calcinated at different temperatures, to enhance the in situ CO₂ absorption and to increase the hydrogen production from the pyro-gasification of a wood sawdust/ PP mixture. The highest hydrogen yield (39.6 mol H₂/g Ni) with an H₂/CO ratio of 1.90 was obtained for the catalyst with the molar ratio Ni/Mg/Al/Ca = 1/1/1/4. NiO catalyses the gasification of the biomass/plastic pyrolysis products, giving H₂, CO, CO₂ and hydrocarbons; CO₂ adsorption by CaO shifts the equilibrium of the water-shift reaction, thus increasing the H₂ production (Figure 11).

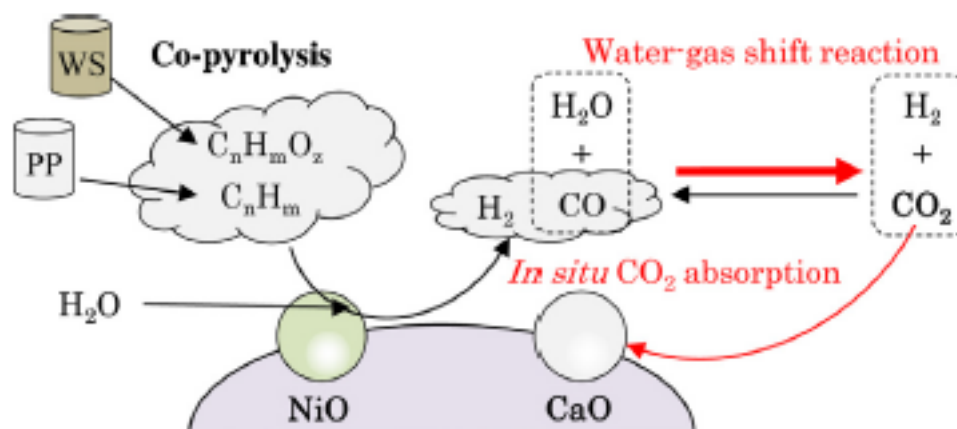


Figure 11: Pyrolysis and hydrogen production from wood sawdust (WS) and PP in the presence of Ni–Mg–Al–Ca catalyst [110]

Not only the catalyst, also the catalyst support plays an important role in tar conversion. According to different authors [8], [153], [157], [158], Ni/Al₂O₃ catalysts have the highest activity and efficiency. This is at variance with the findings of Song et al. (2010) [94] who compared different catalysts, Ni, NiO and Mg, with and without Al₂O₃ and Fe₂O₃ support (promotor) in the steam co-pyrolysis of a 1/1 mixture of low-quality coal and refuse plastic fuel. The efficiency of the catalyst for gas, H₂, CO, CH₄ and C₂–C₄ yield increased in the order Ni < NiO < Mg, better results being obtained with the Fe₂O₃ promotor than with the Al₂O₃ promotor.

Non-nickel metals and alkali metals also show catalytic characteristics [8]. Different authors demonstrated that, for the pyro-gasification of biomass, alkali metals are effective in reforming tar and improving the quality of the obtained gas [159]–[164]. Habibi et al. (2013) [164] studied the co-gasification of potassium-rich switchgrass with bituminous coal. Addition of switchgrass to coal mixtures hindered the gasification of coal, as the mobile alkali elements were sequestered by reaction with aluminosilicate minerals in coal ash to form inactive alkali aluminosilicates, such as KAlSi₃O₈ and KAlSiO₄. Addition of more switchgrass ash to coal char, so that there was an excess of potassium, enhanced the coal gasification. This research area was recently reviewed by Nzihou et al., (2013) [165]. They concluded that the best

catalysts for promoting biomass char gasification are group I metals. Calcium is, next to potassium the most common active metal found in biomass, but is far less effective.

Alkali metals, heavy metals and other inorganic components are present in plastic waste, and may serve as catalysts for the degradation of biomass-plastic mixtures, as mentioned, but not yet thoroughly investigated, by different authors [24], [93], [98], [118], [120], [166], [167]. Plastics contain indeed small amounts of various inorganic elements, used as catalysts during polymerization processes. The most common polymerization catalytic concept was discovered by Ziegler and Natta in the 1950's. A Ziegler–Natta catalyst is a complex formed by reaction of a transition metal compound (halide, alkyl, aryl, or alkoxy derivative) of a group IV–VIII transition metal (e.g. Ti, V, Cr, Mo, Co, Rh, Ni) called catalyst, with a metal alkyl or aryl halide of a Group I–III metal (e.g. Al), called co-catalyst [168]. These elements remain in the polymer matrix. Furthermore, metals are also added to the plastic matrix during the manufacture of plastic products: Pb, Cd, Cr, Hg, Br, Sn, Sb or Zn, are added as pigments, fillers, UV stabilizers, and flame retardants [169], [170], in variable contents depending on the end-use. For example, plastic toys or jewellery may contain different metals such as Pb, Cr, Cd, Ba, As, and Hg. as recently reviewed by Guney and Zagury (2012) [170]. Al-Qutob et al. (2014) [171] also highlighted the presence of various metals in plastic toys for children. High concentrations of Pb, Sb, Al, Cd, Cr, Fe, Cu, Ni, Hg, Zn, Sn, Cl, P (up to 15 g/kg, for Al) were found in the plastic fraction of waste electrical and electronic equipment [172]. Contamination of soil and sediments by metal leaching from plastic waste, has been reported [173]–[177], again an indication that the considered metals are present in the plastic waste. In addition, plastic waste may be contaminated with metal-containing compounds after its use.

We would recommend to further investigate the role of metals during the thermoconversion of plastic and biomass/plastic waste, taking into account the content and the speciation of metals in plastics.

5. General conclusion

Co-gasification of plastics and biomass in pyro-gasification has several advantages: it may help to overcome difficulties with seasonal availability of biomass, and, as a form of material recycling, improve the position of plastics treatment relative to the waste treatment hierarchy; it may also potentially solve technical problems related to difficult feeding of plastics. The major advantages are however that in general more fuel is converted to gas; less char and tar are produced than for pure biomass; adding plastics to biomass allows modifying the composition of the producer gas and adapting it to subsequent applications. The most suitable plastics for co-gasification with biomass are PE, PP and PS. For these plastics, an almost general consensus exists: with increasing PE, PP or PS, gas yield increases, tar and char decrease, H₂ increases, CH₄, hydrocarbons, CO and CO₂ decrease. For PET/biomass feed, the behaviour appeared different, and PVC gave much HCl in the gas. Thus, selecting a suitable plastic/biomass mixture as feedstock allows to obtain a product distribution and a product gas composition that approximates more closely to the end-use requirements than using biomass alone.

Of course, not only the feedstock, but also the gasifying agent, and operating parameters such as temperature, equivalence ratio (air or oxygen), steam/fuel ratio, as well as the catalyst determine the product distribution and product gas composition. These parameters can also be optimised, in view of achieving the ideal product distribution or gas composition for the subsequent process. In view of the large number of parameters this is not an easy task. We believe that this paper will help in selecting the most relevant ones. A systematic study of the optimisation methods available and the difficulties encountered is recommended, as it will help

to develop the technology for the co-pyrogasification of plastics and biomass.

If the resulting product gas does not comply to a sufficient extent with the requirement for the gas mixture, further syngas clean-up is necessary. The tar yield can be decreased further by applying secondary measures such as mechanical/physical methods, catalytic cracking and/or thermal treatment. Moreover, if needed, one can apply secondary reforming to remove CH₄, shift conversion to convert CO into H₂ and CO₂ and to remove water. It is clear that these steps add additional complexity to the installation and increase costs, mainly for small systems.

We believe that there is currently little information on the co-pyrogasification of real plastic fractions, e.g. from separate collection or from separating mixed plastics, light ASR, etc., with different sorts of biomass (including contaminated biowaste). Indeed, both such plastics and biowaste may contain metals and other impurities. The latter may constitute potential catalysts or pollutants, which may also influence the required post-treatment.

Furthermore, the synergies observed during co-pyrogasification of biomass and plastics need to be further studied in order to explain the mechanisms involved in more depth.

References

- [1] PlasticsEurope, "Plastics-the facts 2016, Analysis of european latest plastics production, demand and waste data." 2016.
- [2] PlasticsEurope, "Plastics-the facts 2015, Analysis of european latest plastics production, demand and waste data." 2015.
- [3] European Parliament and the Council of the European Union, "Directive 2008/98/EC of the European Parliament and of the council of 19 November 2008 on waste and repealing certain Directives," *Official Journal of the European Union*, 2008.
- [4] Technopolis Group, Fraunhofer ISI, Thinkstep, and Wuppertal Institute, "Regulatory barriers for the circulatory economy : Lessons from ten case studies, Final report," *Technopolis Group*, 2016.
- [5] US EPA, "Advancing Sustainable Materials Management: 2014 Fact Sheet." United States Environmental Protection Agency (US EPA), 2016.
- [6] S. M. Al-Salem, P. Lettieri, and J. Baeyens, "Recycling and recovery routes of plastic solid waste (PSW): A review," *Waste Manag.*, vol. 29, no. 10, pp. 2625–2643, Oct. 2009.
- [7] S. M. Al-Salem, P. Lettieri, and J. Baeyens, "The valorization of plastic solid waste (PSW) by primary to quaternary routes: From re-use to energy and chemicals," *Prog. Energy Combust. Sci.*, vol. 36, no. 1, pp. 103–129, Feb. 2010.
- [8] S. Anis and Z. A. Zainal, "Tar reduction in biomass producer gas via mechanical, catalytic and thermal methods: A review," *Renew. Sustain. Energy Rev.*, vol. 15, no. 5, pp. 2355–2377, Jun. 2011.
- [9] A. Bosmans, S. Wasan, and L. Helsen, "Waste-to-clean syngas: avoiding tar problems," in *Proceedings of the 2nd International Academic Symposium on Enhanced Landfill Mining*, 2013, pp. 181–201.
- [10] Castaldi M.J *et al.*, "What's new and what are the prospects in the field of energy and added-value materials from biomass and waste?," *Waste Biomass Valorization*, vol. (accepted), 2017.
- [11] PlasticsEurope, "Plastics-the facts 2013, Analysis of european latest plastics production, demand and waste data." 2013.
- [12] C. Velis, "Plastic waste - recycling via export ? Implications for resource and value recovery," *Jt. CEWEP-ITAD Workshop*, 2014.
- [13] R. Xiao, B. Jin, H. Zhou, Z. Zhong, and M. Zhang, "Air gasification of polypropylene plastic waste in fluidized bed gasifier," *Energy Convers. Manag.*, vol. 48, no. 3, pp. 778–786, Mar. 2007.

- [14] A. Ongen, "Methane-rich syngas production by gasification of thermoset waste plastics," *Clean Technol. Environ. Policy*, vol. 18, no. 3, pp. 915–924, Mar. 2016.
- [15] J. M. Toledo, M. P. Aznar, and J. A. Sancho, "Catalytic Air Gasification of Plastic Waste (Polypropylene) in a Fluidized Bed. Part II: Effects of Some Operating Variables on the Quality of the Raw Gas Produced Using Olivine as the In-Bed Material," *Ind. Eng. Chem. Res.*, vol. 50, no. 21, pp. 11815–11821, Nov. 2011.
- [16] A. Erkiaga, G. Lopez, M. Amutio, J. Bilbao, and M. Olazar, "Syngas from steam gasification of polyethylene in a conical spouted bed reactor," *Fuel*, vol. 109, pp. 461–469, Jul. 2013.
- [17] C. Wu and P. T. Williams, "Pyrolysis–gasification of plastics, mixed plastics and real-world plastic waste with and without Ni–Mg–Al catalyst," *Fuel*, vol. 89, no. 10, pp. 3022–3032, Oct. 2010.
- [18] J. C. Acomb, C. Wu, and P. T. Williams, "Control of steam input to the pyrolysis–gasification of waste plastics for improved production of hydrogen or carbon nanotubes," *Appl. Catal. B Environ.*, vol. 147, pp. 571–584, Apr. 2014.
- [19] V. Wilk and H. Hofbauer, "Conversion of mixed plastic wastes in a dual fluidized bed steam gasifier," *Fuel*, vol. 107, pp. 787–799, May 2013.
- [20] P. Kannan, A. Al Shoaibi, and C. Srinivasakannan, "Energy recovery from co-gasification of waste polyethylene and polyethylene terephthalate blends," *Comput. Fluids*, vol. 88, pp. 38–42, Dec. 2013.
- [21] M.-H. Cho, T.-Y. Mun, and J.-S. Kim, "Air gasification of mixed plastic wastes using calcined dolomite and activated carbon in a two-stage gasifier to reduce tar," *Energy*, vol. 53, pp. 299–305, May 2013.
- [22] M.-H. Cho, T.-Y. Mun, and J.-S. Kim, "Production of low-tar producer gas from air gasification of mixed plastic waste in a two-stage gasifier using olivine combined with activated carbon," *Energy*, vol. 58, pp. 688–694, Sep. 2013.
- [23] M.-H. Cho, T.-Y. Mun, Y.-K. Choi, and J.-S. Kim, "Two-stage air gasification of mixed plastic waste: Olivine as the bed material and effects of various additives and a nickel-plated distributor on the tar removal," *Energy*, vol. 70, pp. 128–134, Jun. 2014.
- [24] G. Lopez, A. Erkiaga, M. Amutio, J. Bilbao, and M. Olazar, "Effect of polyethylene co-feeding in the steam gasification of biomass in a conical spouted bed reactor," *Fuel*, vol. 153, pp. 393–401, Aug. 2015.
- [25] U. Arena, "Gasification: An alternative solution for waste treatment with energy recovery," *Waste Manag.*, vol. 31, no. 3, pp. 405–406, Mar. 2011.
- [26] U. Arena and F. Di Gregorio, "Energy generation by air gasification of two industrial plastic wastes in a pilot scale fluidized bed reactor," *Energy*, vol. 68, pp. 735–743, Apr. 2014.
- [27] J.-W. Kim, T.-Y. Mun, J.-O. Kim, and J.-S. Kim, "Air gasification of mixed plastic wastes using a two-stage gasifier for the production of producer gas with low tar and a high caloric value," *Fuel*, vol. 90, no. 6, pp. 2266–2272, Jun. 2011.
- [28] J. W. Lee *et al.*, "Gasification of Mixed Plastic Wastes in a Moving-Grate Gasifier and Application of the Producer Gas to a Power Generation Engine," *Energy Fuels*, vol. 27, no. 4, pp. 2092–2098, Apr. 2013.
- [29] J. A. Salbidegoitia, E. G. Fuentes-Ordóñez, M. P. González-Marcos, J. R. González-Velasco, T. Bhaskar, and T. Kamo, "Steam gasification of printed circuit board from e-waste: Effect of coexisting nickel to hydrogen production," *Fuel Process. Technol.*, vol. 133, pp. 69–74, May 2015.
- [30] P. Friengfung, E. Jamkrajang, S. Sunphorka, P. Kuchonthara, and L. Mekasut, "NiO/Dolomite Catalyzed Steam/O₂ Gasification of Different Plastics and Their Mixtures," *Ind. Eng. Chem. Res.*, vol. 53, no. 5, pp. 1909–1915, Feb. 2014.

- [31] S. Martínez-Lera, J. Torrico, J. Pallarés, and A. Gil, "Design and first experimental results of a bubbling fluidized bed for air gasification of plastic waste," *J. Mater. Cycles Waste Manag.*, vol. 15, no. 3, pp. 370–380, Sep. 2013.
- [32] J. M. Saad and P. T. Williams, "Pyrolysis-Catalytic-Dry Reforming of Waste Plastics and Mixed Waste Plastics for Syngas Production," *Energy Fuels*, vol. 30, no. 4, pp. 3198–3204, Apr. 2016.
- [33] F. Pinto, C. Franco, R. N. André, M. Miranda, I. Gulyurtlu, and I. Cabrita, "Co-gasification study of biomass mixed with plastic wastes," *Fuel*, vol. 81, no. 3, pp. 291–297, 2002.
- [34] T. Robinson, B. Bronson, P. Gogolek, and P. Mehrani, "Comparison of the air-blown bubbling fluidized bed gasification of wood and wood–PET pellets," *Fuel*, vol. 178, pp. 263–271, Aug. 2016.
- [35] R. K. Singh and B. Ruj, "Time and temperature depended fuel gas generation from pyrolysis of real world municipal plastic waste," *Fuel*, vol. 174, pp. 164–171, Jun. 2016.
- [36] S. D. Anuar Sharuddin, F. Abnisa, W. M. A. Wan Daud, and M. K. Aroua, "A review on pyrolysis of plastic wastes," *Energy Convers. Manag.*, vol. 115, pp. 308–326, May 2016.
- [37] A. Kumar, D. D. Jones, and M. A. Hanna, "Thermochemical Biomass Gasification: A Review of the Current Status of the Technology," *Energies*, vol. 2, no. 3, pp. 556–581, Jul. 2009.
- [38] M. Puig-Arnavat, J. C. Bruno, and A. Coronas, "Review and analysis of biomass gasification models," *Renew. Sustain. Energy Rev.*, vol. 14, no. 9, pp. 2841–2851, Dec. 2010.
- [39] J. Ahrenfeldt, H. Egsgaard, W. Stelte, T. Thomsen, and U. B. Henriksen, "The influence of partial oxidation mechanisms on tar destruction in TwoStage biomass gasification," *Fuel*, vol. 112, pp. 662–680, Oct. 2013.
- [40] M. Balat, M. Balat, E. Kırtay, and H. Balat, "Main routes for the thermo-conversion of biomass into fuels and chemicals. Part 2: Gasification systems," *Energy Convers. Manag.*, vol. 50, no. 12, pp. 3158–3168, Dec. 2009.
- [41] H. Boerrigter and R. Rauch, "Syngas production and utilisation," in *Handbook Biomass Gasification*, H. A. . Knoef, Ed. Biomass Technology Group (BTG), 2005.
- [42] J. A. Ruiz, M. C. Juárez, M. P. Morales, P. Muñoz, and M. A. Mendivil, "Biomass gasification for electricity generation: Review of current technology barriers," *Renew. Sustain. Energy Rev.*, vol. 18, pp. 174–183, Feb. 2013.
- [43] M. Asadullah, "Biomass gasification gas cleaning for downstream applications: A comparative critical review," *Renew. Sustain. Energy Rev.*, vol. 40, pp. 118–132, Dec. 2014.
- [44] M. Balat, M. Balat, E. Kırtay, and H. Balat, "Main routes for the thermo-conversion of biomass into fuels and chemicals. Part 1: Pyrolysis systems," *Energy Convers. Manag.*, vol. 50, no. 12, pp. 3147–3157, Dec. 2009.
- [45] A. Milbrandt, "A geographic perspective on the current biomass resource availability in the united states," NREL, National Renewable Energy Laboratory, Technical report NREL/TP-560-39181, 2005.
- [46] G. Ruoppolo, P. Ammendola, R. Chirone, and F. Miccio, "H₂-rich syngas production by fluidized bed gasification of biomass and plastic fuel," *Waste Manag.*, vol. 32, no. 4, pp. 724–732, Apr. 2012.
- [47] P. Brachi, R. Chirone, F. Miccio, M. Miccio, A. Picarelli, and G. Ruoppolo, "Fluidized bed co-gasification of biomass and polymeric wastes for a flexible end-use of the syngas: Focus on bio-methanol," *Fuel*, vol. 128, pp. 88–98, Jul. 2014.

- [48] R. A. Moghadam, S. Yusup, Y. Uemura, B. L. F. Chin, H. L. Lam, and A. Al Shoaibi, "Syngas production from palm kernel shell and polyethylene waste blend in fluidized bed catalytic steam co-gasification process," *Energy*, vol. 75, pp. 40–44, Oct. 2014.
- [49] P. García-Bacaicoa, J. F. Mastral, J. Ceamanos, C. Berrueco, and S. Serrano, "Gasification of biomass/high density polyethylene mixtures in a downdraft gasifier," *Bioresour. Technol.*, vol. 99, no. 13, pp. 5485–5491, Sep. 2008.
- [50] S. Consonni and F. Viganò, "Waste gasification vs. conventional Waste-To-Energy: A comparative evaluation of two commercial technologies," *Waste Manag.*, vol. 32, no. 4, pp. 653–666, Apr. 2012.
- [51] H. C. Butterman and M. J. Castaldi, "CO₂ as a Carbon Neutral Fuel Source via Enhanced Biomass Gasification," *Environ. Sci. Technol.*, vol. 43, no. 23, pp. 9030–9037, Dec. 2009.
- [52] U. H., Ree R. van, Drift A., and van der Boerrigter H., "Duurzaam synthese gas: een brug naar een duurzaam energie- en grondstoffenherziening," Energy research centre of the Netherlands, C-04-015, Apr. 2004.
- [53] U. Arena, L. Zaccariello, and M. L. Mastellone, "Tar removal during the fluidized bed gasification of plastic waste," *Waste Manag.*, vol. 29, no. 2, pp. 783–791, Feb. 2009.
- [54] L. Devi, K. J. Ptasiński, and F. J. J. G. Janssen, "A review of the primary measured for tar elimination in biomass gasification processes," *Biomass Bioenergy*, vol. 24, pp. 125–140, 2003.
- [55] M. Hervy *et al.*, "Multi-scale characterisation of chars mineral species for tar cracking," *Fuel*, vol. 189, pp. 88–97, Feb. 2017.
- [56] A. V. Bridgwater, "Renewable fuels and chemicals by thermal processing of biomass," *Chem. Eng. J.*, vol. 91, no. 2, pp. 87–102, 2003.
- [57] M. J. Antal and M. Grønli, "The Art, Science, and Technology of Charcoal Production," *Ind. Eng. Chem. Res.*, vol. 42, no. 8, pp. 1619–1640, Apr. 2003.
- [58] C. Vasile and M. A. Brebu, "Thermal valorisation of biomass and of synthetic polymer waste. Upgrading of pyrolysis oils," *Cellul. Chem. Technol.*, vol. 40, no. 7, p. 489, 2006.
- [59] F. Abnisa and W. M. A. Wan Daud, "A review on co-pyrolysis of biomass: An optional technique to obtain a high-grade pyrolysis oil," *Energy Convers. Manag.*, vol. 87, pp. 71–85, Nov. 2014.
- [60] G. Varhegyi, M. Antal, T. Szekely, and P. Szabo, "Kinetics of the Thermal-Decomposition of Cellulose, Hemicellulose, and Sugar-Cane Bagasse," *Energy Fuels*, vol. 3, no. 3, pp. 329–335, Jun. 1989.
- [61] C. Couhert, J.-M. Commandre, and S. Salvador, "Is it possible to predict gas yields of any biomass after rapid pyrolysis at high temperature from its composition in cellulose, hemicellulose and lignin?," *Fuel*, vol. 88, no. 3, pp. 408–417, Mar. 2009.
- [62] V. Belgiorno, G. De Feo, C. Della Rocca, and R. M. A. Napoli, "Energy from gasification of solid wastes," *Waste Manag.*, vol. 23, no. 1, pp. 1–15, 2003.
- [63] M. Pohorely *et al.*, "Gasification of coal and PET in fluidized bed reactor," *Fuel*, vol. 85, no. 17–18, pp. 2458–2468, Dec. 2006.
- [64] J. Van Caneghem *et al.*, "Fluidized bed waste incinerators: Design, operational and environmental issues," *Prog. Energy Combust. Sci.*, vol. 38, no. 4, pp. 551–582, Aug. 2012.
- [65] P. Billen, J. Van Caneghem, and C. Vandecasteele, "Predicting Melt Formation and Agglomeration in Fluidized Bed Combustors by Equilibrium Calculations," *Waste Biomass Valorization*, vol. 5, no. 5, pp. 879–892, Oct. 2014.

- [66] V. Wilk and H. Hofbauer, "Co-gasification of Plastics and Biomass in a Dual Fluidized-Bed Steam Gasifier: Possible Interactions of Fuels," *Energy Fuels*, vol. 27, no. 6, pp. 3261–3273, Jun. 2013.
- [67] A. Angyal *et al.*, "Production of steam cracking feedstocks by mild cracking of plastic wastes," *Fuel Process. Technol.*, vol. 91, no. 11, pp. 1717–1724, Nov. 2010.
- [68] T. Namioka *et al.*, "Hydrogen-rich gas production from waste plastics by pyrolysis and low-temperature steam reforming over a ruthenium catalyst," *Appl. Energy*, vol. 88, no. 6, pp. 2019–2026, Jun. 2011.
- [69] I. Barbarias *et al.*, "Pyrolysis and in-line catalytic steam reforming of polystyrene through a two-step reaction system," *J. Anal. Appl. Pyrolysis*, vol. 122, pp. 502–510, Nov. 2016.
- [70] D. P. Serrano, J. Aguado, and J. M. Escola, "Developing Advanced Catalysts for the Conversion of Polyolefinic Waste Plastics into Fuels and Chemicals," *ACS Catal.*, vol. 2, no. 9, pp. 1924–1941, Sep. 2012.
- [71] Q. Knoef P. and H. Stassen, "Energy from biomass," *World Bank Tech. Pap.*, no. 422, 1999.
- [72] H. Weber, "Rotary Kilns—Processing Equipment for the Heat Treatment of Bulk Solids," *Ceram. Forum Int. DKG*, vol. 92, pp. 10–11, 2015.
- [73] Wellons FEI Corp, "Reciprocating grate," 2016. [Online]. Available: <http://www.wellonsfei.ca/en/reciprocating-grate.aspx>.
- [74] P. Basu, *Biomass gasification and pyrolysis: practical design and theory*. Burlington, MA: Academic Press, 2010.
- [75] E. Jakab, G. Varhegyi, and O. Faix, "Thermal decomposition of polypropylene in the presence of wood-derived materials," *J. Anal. Appl. Pyrolysis*, vol. 56, no. 2, pp. 273–285, 2000.
- [76] E. Jakab, M. Blazso, and O. Faix, "Thermal decomposition of mixtures of vinyl polymers and lignocellulosic materials," *J. Anal. Appl. Pyrolysis*, vol. 58, pp. 49–62, 2001.
- [77] L. Sorum, M. G. Gronli, and J. . Hustad, "Pyrolysis characteristics and kinetics of municipal solid wastes," *Fuel*, vol. 80, 2000.
- [78] Y. Matsuzawa, M. Ayabe, and J. Nishino, "Acceleration of cellulose co-pyrolysis with polymer," *Polym. Degrad. Stab.*, vol. 71, no. 3, pp. 435–444, 2001.
- [79] N. Marin *et al.*, "Copyrolysis of wood biomass and synthetic polymers mixtures. Part II: characterisation of the liquid phases," *J. Anal. Appl. Pyrolysis*, vol. 65, no. 1, pp. 41–55, 2002.
- [80] V. I. Sharypov *et al.*, "Co-pyrolysis of wood biomass and synthetic polymer mixtures. Part I: influence of experimental conditions on the evolution of solids, liquids and gases," *J. Anal. Appl. Pyrolysis*, vol. 64, no. 1, pp. 15–28, Jul. 2002.
- [81] F. Pinto *et al.*, "Effect of experimental conditions on co-gasification of coal, biomass and plastics wastes with air/steam mixtures in a fluidized bed system," *Fuel*, vol. 82, no. 15–17, pp. 1967–1976, Oct. 2003.
- [82] R. Sakurovs, "Interactions between coking coals and plastics during co-pyrolysis☆," *Fuel*, vol. 82, no. 15–17, pp. 1911–1916, Oct. 2003.
- [83] Y. Matsuzawa, M. Ayabe, J. Nishino, N. Kubota, and M. Motegi, "Evaluation of char fuel ratio in municipal pyrolysis waste," *Fuel*, vol. 83, no. 11–12, pp. 1675–1687, Aug. 2004.
- [84] M. P. Aznar, M. A. Caballero, J. A. Sancho, and E. Francés, "Plastic waste elimination by co-gasification with coal and biomass in fluidized bed with air in pilot plant," *Fuel Process. Technol.*, vol. 87, no. 5, pp. 409–420, May 2006.

- [85] A. Jimenez and R. A. Ruseckaite, "Binary mixtures based on polycaprolactone and cellulose derivatives," *J. Therm. Anal. Calorim.*, vol. 88, no. 3, pp. 851–856, 2007.
- [86] V. I. Sharypov *et al.*, "Influence of reaction parameters on brown coal–polyolefinic plastic co-pyrolysis behavior," *J. Anal. Appl. Pyrolysis*, vol. 78, no. 2, pp. 257–264, Mar. 2007.
- [87] F. Pinto, H. Lopes, R. N. André, I. Gulyurtlu, and I. Cabrita, "Effect of catalysts in the quality of syngas and by-products obtained by co-gasification of coal and wastes. 1. Tars and nitrogen compounds abatement," *Fuel*, vol. 86, no. 14, pp. 2052–2063, Sep. 2007.
- [88] H. Kuramochi, D. Nakajima, S. Goto, K. Sugita, W. Wu, and K. Kawamoto, "HCl emission during co-pyrolysis of demolition wood with a small amount of PVC film and the effect of wood constituents on HCl emission reduction," *Fuel*, vol. 87, no. 13–14, pp. 3155–3157, Oct. 2008.
- [89] J. Cai, Y. Wang, L. Zhou, and Q. Huang, "Thermogravimetric analysis and kinetics of coal/plastic blends during co-pyrolysis in nitrogen atmosphere," *Fuel Process. Technol.*, vol. 89, no. 1, pp. 21–27, Jan. 2008.
- [90] F. Pinto, R. N. André, C. Franco, H. Lopes, I. Gulyurtlu, and I. Cabrita, "Co-gasification of coal and wastes in a pilot-scale installation 1: Effect of catalysts in syngas treatment to achieve tar abatement," *Fuel*, vol. 88, no. 12, pp. 2392–2402, Dec. 2009.
- [91] F. Paradela, F. Pinto, I. Gulyurtlu, I. Cabrita, and N. Lapa, "Study of the co-pyrolysis of biomass and plastic wastes," *Clean Technol. Environ. Policy*, vol. 11, no. 1, pp. 115–122, Feb. 2009.
- [92] M. Brebu, S. Ucar, C. Vasile, and J. Yanik, "Co-pyrolysis of pine cone with synthetic polymers," *Fuel*, vol. 89, no. 8, pp. 1911–1918, Aug. 2010.
- [93] M. L. Mastellone, L. Zaccariello, and U. Arena, "Co-gasification of coal, plastic waste and wood in a bubbling fluidized bed reactor," *Fuel*, vol. 89, no. 10, pp. 2991–3000, Oct. 2010.
- [94] H.-J. Song, J. Lee, A. Gaur, J.-J. Park, and J.-W. Park, "Production of gaseous fuel from refuse plastic fuel via co-pyrolysis using low-quality coal and catalytic steam gasification," *J. Mater. Cycles Waste Manag.*, vol. 12, no. 4, pp. 295–301, Nov. 2010.
- [95] G. Ruoppolo, F. Miccio, and R. Chirone, "Fluidized Bed Cogasification of Wood and Coal Adopting Primary Catalytic Method for Tar Abatement," *Energy Fuels*, vol. 24, no. 3, pp. 2034–2041, Mar. 2010.
- [96] I. I. Ahmed, N. Nipattummakul, and A. K. Gupta, "Characteristics of syngas from co-gasification of polyethylene and woodchips," *Appl. Energy*, vol. 88, no. 1, pp. 165–174, Jan. 2011.
- [97] S. Kaewluan and S. Pipatmanomai, "Gasification of high moisture rubber woodchip with rubber waste in a bubbling fluidized bed," *Fuel Process. Technol.*, vol. 92, no. 3, pp. 671–677, Mar. 2011.
- [98] L. Emami Tabataba, M. F. Irfan, W. A. M. Wan Daud, and M. H. Chakrabarti, "The effect of temperature on various parameters in coal, biomass and CO-gasification: A review," *Renew. Sustain. Energy Rev.*, vol. 16, no. 8, pp. 5584–5596, Oct. 2012.
- [99] A. Oyedun, T. Gebreegziabher, and C. W. Hui, "Co-pyrolysis of Biomass and Plastics waste: A Modelling Approach," vol. 35, pp. 883–888, 2013.
- [100] A. O. Oyedun, C. Z. Tee, S. Hanson, and C. W. Hui, "Thermogravimetric analysis of the pyrolysis characteristics and kinetics of plastics and biomass blends," *Fuel Process. Technol.*, vol. 128, pp. 471–481, Dec. 2014^a.
- [101] A. O. Oyedun, T. Gebreegziabher, D. K. S. Ng, and C. W. Hui, "Mixed-waste pyrolysis of biomass and plastics waste – A modelling approach to reduce energy usage," *Energy*, vol. 75, pp. 127–135, Oct. 2014^b.

- [102] Costa P., Pinto F., Miranda M., André R., and Rodrigues M., “Study of the experimental conditions of the co-pyrolysis of rice husk and plastic wastes,” *Chem. Eng. Trans.*, vol. 39, pp. 1639–1644, 2014.
- [103] F. Pinto, R. N. André, C. Carolino, and M. Miranda, “Hot treatment and upgrading of syngas obtained by co-gasification of coal and wastes,” *Fuel Process. Technol.*, vol. 126, pp. 19–29, Oct. 2014.
- [104] U. Lee, J. N. Chung, and H. A. Ingley, “High-Temperature Steam Gasification of Municipal Solid Waste, Rubber, Plastic and Wood,” *Energy Fuels*, vol. 28, no. 7, pp. 4573–4587, Jul. 2014.
- [105] E. Önal, B. B. Uzun, and A. E. Pütün, “Bio-oil production via co-pyrolysis of almond shell as biomass and high density polyethylene,” *Energy Convers. Manag.*, vol. 78, pp. 704–710, Feb. 2014.
- [106] J. Alvarez *et al.*, “Hydrogen production from biomass and plastic mixtures by pyrolysis-gasification,” *Int. J. Hydrog. Energy*, vol. 39, no. 21, pp. 10883–10891, Jul. 2014.
- [107] Ö. Çepelioğullar and Ayşe E. Pütün, “Products characterization study of a slow pyrolysis of biomass-plastic mixtures in a fixed-bed reactor,” *J. Anal. Appl. Pyrolysis*, vol. 110, pp. 363–374, Nov. 2014.
- [108] F. Abnisa, W. M. A. W. Daud, and J. N. Sahu, “Pyrolysis of mixtures of palm shell and polystyrene: An optional method to produce a high-grade of pyrolysis oil,” *Environ. Prog. Sustain. Energy*, vol. 33, no. 3, pp. 1026–1033, Oct. 2014.
- [109] L. Zaccariello and M. Mastellone, “Fluidized-Bed Gasification of Plastic Waste, Wood, and Their Blends with Coal,” *Energies*, vol. 8, no. 8, pp. 8052–8068, Aug. 2015.
- [110] S. Kumagai *et al.*, “Novel Ni–Mg–Al–Ca catalyst for enhanced hydrogen production for the pyrolysis–gasification of a biomass/plastic mixture,” *J. Anal. Appl. Pyrolysis*, vol. 113, pp. 15–21, May 2015.
- [111] T. Yang, K. Hu, R. Li, Y. Sun, and X. Kai, “Cogasification of typical plastics and rice straw with carbon dioxide,” *Environ. Prog. Sustain. Energy*, vol. 34, no. 3, pp. 789–794, May 2015.
- [112] H. Li *et al.*, “Investigation on the co-pyrolysis of waste rubber/plastics blended with a stalk additive,” *J. Anal. Appl. Pyrolysis*, vol. 115, pp. 37–42, Sep. 2015.
- [113] C. Dorado, C. A. Mullen, and A. A. Boateng, “Origin of carbon in aromatic and olefin products derived from HZSM-5 catalyzed co-pyrolysis of cellulose and plastics via isotopic labeling,” *Appl. Catal. B Environ.*, vol. 162, pp. 338–345, Jan. 2015.
- [114] Y. Xue, S. Zhou, R. C. Brown, A. Kelkar, and X. Bai, “Fast pyrolysis of biomass and waste plastic in a fluidized bed reactor,” *Fuel*, vol. 156, pp. 40–46, Sep. 2015.
- [115] H. Zhou, C. Wu, J. A. Onwudili, A. Meng, Y. Zhang, and P. T. Williams, “Effect of interactions of PVC and biomass components on the formation of polycyclic aromatic hydrocarbons (PAH) during fast co-pyrolysis,” *RSC Adv*, vol. 5, no. 15, pp. 11371–11377, 2015.
- [116] S. Kumagai, K. Fujita, T. Kameda, and T. Yoshioka, “Interactions of beech wood–polyethylene mixtures during co-pyrolysis,” *J. Anal. Appl. Pyrolysis*, vol. 122, pp. 531–540, Nov. 2016.
- [117] A. Dewangan, D. Pradhan, and R. K. Singh, “Co-pyrolysis of sugarcane bagasse and low-density polyethylene: Influence of plastic on pyrolysis product yield,” *Fuel*, vol. 185, pp. 508–516, Dec. 2016.
- [118] J. Dong, “MSWs gasification with emphasis on energy, environment and life cycle assessment,” Ecole des Mines d’Albi-Carmaux, 2016.
- [119] A. Ephraim, “Valorization of wood and plastic waste by pyro-gasification and syngas cleaning,” Université de Toulouse, 2016^a.

- [120] J. Yang *et al.*, “Fast co-pyrolysis of low density polyethylene and biomass residue for oil production,” *Energy Convers. Manag.*, vol. 120, pp. 422–429, Jul. 2016.
- [121] L. Chen, S. Wang, H. Meng, Z. Wu, and J. Zhao, “Synergistic effect on thermal behavior and char morphology analysis during co-pyrolysis of paulownia wood blended with different plastics waste,” *Appl. Therm. Eng.*, vol. 111, pp. 834–846, Jan. 2017.
- [122] Y. Matsuzawa, M. Ayabe, and J. Nishino, “Acceleration of cellulose co-pyrolysis with polymer,” *Polym. Degrad. Stab.*, vol. 71, no. 3, pp. 435–444, 2001.
- [123] I. I. Ahmed and A. K. Gupta, “Kinetics of woodchips char gasification with steam and carbon dioxide,” *Appl. Energy*, vol. 88, no. 5, pp. 1613–1619, 2011.
- [124] H. Zhou, Y. Long, A. Meng, Q. Li, and Y. Zhang, “Thermogravimetric characteristics of typical municipal solid waste fractions during co-pyrolysis,” *Waste Manag.*, vol. 38, pp. 194–200, 2015.
- [125] W. Jin, D. Shen, Q. Liu, and R. Xiao, “Evaluation of the co-pyrolysis of lignin with plastic polymers by TG-FTIR and Py-GC/MS,” *Polym. Degrad. Stab.*, vol. 133, pp. 65–74, Nov. 2016.
- [126] A. Demirbaş, “Gaseous products from biomass by pyrolysis and gasification: effects of catalyst on hydrogen yield,” *Energy Convers. Manag.*, vol. 43, no. 7, pp. 897–909, 2002.
- [127] P. J. de Wild, H. den Uil, J. H. Reith, J. H. A. Kiel, and H. J. Heeres, “Biomass valorisation by staged degasification,” *J. Anal. Appl. Pyrolysis*, vol. 85, no. 1–2, pp. 124–133, May 2009.
- [128] J. H. A. Kiel *et al.*, “Primary measures to reduce tar formation in fluidised-bed biomass gasifiers. Final report SDE project P1999-012,” *ECN*, 2004.
- [129] B. Kunwar, H. N. Cheng, S. R. Chandrashekar, and B. K. Sharma, “Plastics to fuel: a review,” *Renew. Sustain. Energy Rev.*, vol. 54, pp. 421–428, Feb. 2016.
- [130] A. Aboulkas, K. El harfi, and A. El Bouadili, “Thermal degradation behaviors of polyethylene and polypropylene. Part I: Pyrolysis kinetics and mechanisms,” *Energy Convers. Manag.*, vol. 51, no. 7, pp. 1363–1369, Jul. 2010.
- [131] S. Kumar and R. K. Singh, “Recovery of hydrocarbon liquid from waste high density polyethylene by thermal pyrolysis,” *Braz. J. Chem. Eng.*, vol. 28, no. 4, pp. 659–667, 2011.
- [132] J. A. Onwudili, N. Insura, and P. T. Williams, “Composition of products from the pyrolysis of polyethylene and polystyrene in a closed batch reactor: Effects of temperature and residence time,” *J. Anal. Appl. Pyrolysis*, vol. 86, no. 2, pp. 293–303, Nov. 2009.
- [133] J. Wu, T. Chen, X. Luo, D. Han, Z. Wang, and J. Wu, “TG/FTIR analysis on co-pyrolysis behavior of PE, PVC and PS,” *Waste Manag.*, vol. 34, no. 3, pp. 676–682, Mar. 2014.
- [134] M. L. Mastellone, L. Zaccariello, D. Santoro, and U. Arena, “The O₂-enriched air gasification of coal, plastics and wood in a fluidized bed reactor,” *Waste Manag.*, vol. 32, no. 4, pp. 733–742, Apr. 2012.
- [135] D. Lathouwers and J. Bellan, “Yield Optimization and Scaling of Fluidized Beds for Tar Production from Biomass,” *Energy Fuels*, vol. 15, no. 5, pp. 1247–1262, Sep. 2001.
- [136] T. Hosoya, H. Kawamoto, and S. Saka, “Cellulose–hemicellulose and cellulose–lignin interactions in wood pyrolysis at gasification temperature,” *J. Anal. Appl. Pyrolysis*, vol. 80, no. 1, pp. 118–125, Aug. 2007.
- [137] F.-X. Collard and J. Blin, “A review on pyrolysis of biomass constituents: Mechanisms and composition of the products obtained from the conversion of cellulose, hemicelluloses and lignin,” *Renew. Sustain. Energy Rev.*, vol. 38, pp. 594–608, Oct. 2014.

- [138] Ö. Çepeliogullar and A. E. Pütün, "A pyrolysis study for the thermal and kinetic characteristics of an agricultural waste with two different plastic wastes," *Waste Manag. Res.*, vol. 32, pp. 971–979, 2014.
- [139] H. Kawamoto, T. Watanabe, and S. Saka, "Strong interactions during lignin pyrolysis in wood – A study by in situ probing of the radical chain reactions using model dimers," *J. Anal. Appl. Pyrolysis*, vol. 113, pp. 630–637, May 2015.
- [140] J. Yu, L. Sun, C. Ma, Y. Qiao, and H. Yao, "Thermal degradation of PVC: A review," *Waste Manag.*, 2015.
- [141] M. A. Uddin, Y. Sakata, Y. Shiraga, A. Muto, and K. Murata, "Dechlorination of Chlorine Compounds in Poly(vinyl chloride) Mixed Plastics Derived Oil by Solid Sorbents," *Ind. Eng. Chem. Res.*, vol. 38, no. 4, pp. 1406–1410, Apr. 1999.
- [142] G. Yuan, D. Chen, L. Yin, Z. Wang, L. Zhao, and J. Y. Wang, "High efficiency chlorine removal from polyvinyl chloride (PVC) pyrolysis with a gas–liquid fluidized bed reactor," *Waste Manag.*, vol. 34, no. 6, pp. 1045–1050, Jun. 2014.
- [143] Y. Masuda, T. Uda, O. Terakado, and M. Hirasawa, "Pyrolysis study of poly(vinyl chloride)–metal oxide mixtures: Quantitative product analysis and the chlorine fixing ability of metal oxides," *J. Anal. Appl. Pyrolysis*, vol. 77, no. 2, pp. 159–168, Oct. 2006.
- [144] I. Johannes, L. Tiikma, and H. Luik, "Synergy in co-pyrolysis of oil shale and pine sawdust in autoclaves," *J. Anal. Appl. Pyrolysis*, vol. 104, pp. 341–352, Nov. 2013.
- [145] M. Narobe, J. Golob, D. Klinar, V. Francetič, and B. Likozar, "Co-gasification of biomass and plastics: Pyrolysis kinetics studies, experiments on 100 kW dual fluidized bed pilot plant and development of thermodynamic equilibrium model and balances," *Bioresour. Technol.*, vol. 162, pp. 21–29, Jun. 2014.
- [146] Z. Min, P. Yimsiri, M. Asadullah, S. Zhang, and C.-Z. Li, "Catalytic reforming of tar during gasification. Part II. Char as a catalyst or as a catalyst support for tar reforming," *Fuel*, vol. 90, no. 7, pp. 2545–2552, Jul. 2011.
- [147] N. B. Klinghoffer, M. J. Castaldi, and A. Nzihou, "Influence of char composition and inorganics on catalytic activity of char from biomass gasification," *Fuel*, vol. 157, pp. 37–47, Oct. 2015.
- [148] C. Dupont *et al.*, "How inorganic elements of biomass influence char steam gasification kinetics," *Energy*, vol. 109, pp. 430–435, Aug. 2016.
- [149] J. Zhou *et al.*, "Understanding the pyrolysis mechanism of polyvinylchloride (PVC) by characterizing the chars produced in a wire-mesh reactor," *Fuel*, vol. 166, pp. 526–532, Feb. 2016.
- [150] A. Ephraim, V. Pozzobon, O. Louisnard, D. P. Minh, A. Nzihou, and P. Sharrock, "Simulation of biomass char gasification in a downdraft reactor for syngas production," *AIChE J.*, vol. 62, no. 4, pp. 1079–1091, Apr. 2016^b.
- [151] K. Mitsuoka, S. Hayashi, H. Amano, K. Kayahara, E. Sasaoaka, and M. A. Uddin, "Gasification of woody biomass char with CO₂: The catalytic effects of K and Ca species on char gasification reactivity," *Fuel Process. Technol.*, vol. 92, no. 1, pp. 26–31, Jan. 2011.
- [152] T. Kodama, "High-temperature solar chemistry for converting solar heat to chemical fuels," *Prog. Energy Combust. Sci.*, vol. 29, no. 6, pp. 567–597, Jan. 2003.
- [153] D. Sutton, B. Kelleher, and J. R. Ross, "Review of literature on catalysts for biomass gasification," *Fuel Process. Technol.*, vol. 73, no. 3, pp. 155–173, 2001.
- [154] Y. Richardson, J. Blin, and A. Julbe, "A short overview on purification and conditioning of syngas produced by biomass gasification: Catalytic strategies, process intensification and new concepts," *Prog. Energy Combust. Sci.*, vol. 38, no. 6, pp. 765–781, Dec. 2012.

- [155] P. J. Woolcock and R. C. Brown, "A review of cleaning technologies for biomass-derived syngas," *Biomass Bioenergy*, vol. 52, pp. 54–84, May 2013.
- [156] R. Miandad, M. A. Barakat, A. S. Aburizaiza, M. Rehan, and A. S. Nizami, "Catalytic pyrolysis of plastic waste: A review," *Process Saf. Environ. Prot.*, vol. 102, pp. 822–838, Jul. 2016.
- [157] P. Ammendola, B. Piriou, L. Lisi, G. Ruoppolo, R. Chirone, and G. Russo, "Dual bed reactor for the study of catalytic biomass tars conversion," *Exp. Therm. Fluid Sci.*, vol. 34, no. 3, pp. 269–274, Apr. 2010.
- [158] M. He, B. Xiao, Z. Hu, S. Liu, X. Guo, and S. Luo, "Syngas production from catalytic gasification of waste polyethylene: Influence of temperature on gas yield and composition," *Int. J. Hydrog. Energy*, vol. 34, no. 3, pp. 1342–1348, Feb. 2009.
- [159] J. Yanik, S. Ebale, A. Kruse, M. Saglam, and M. Yüksel, "Biomass gasification in supercritical water: II. Effect of catalyst," *Int. J. Hydrog. Energy*, vol. 33, no. 17, pp. 4520–4526, Sep. 2008.
- [160] R. Jiménez, X. García, T. López, and A. L. Gordon, "Catalytic combustion of soot. Effects of added alkali metals on CaO–MgO physical mixtures," *Fuel Process. Technol.*, vol. 89, no. 11, pp. 1160–1168, Nov. 2008.
- [161] Z. Wang, F. Wang, J. Cao, and J. Wang, "Pyrolysis of pine wood in a slowly heating fixed-bed reactor: Potassium carbonate versus calcium hydroxide as a catalyst," *Fuel Process. Technol.*, vol. 91, no. 8, pp. 942–950, Aug. 2010.
- [162] Y. R. Xie, L. H. Shen, J. Xiao, D. X. Xie, and J. Zhu, "Influences of Additives on Steam Gasification of Biomass. 1. Pyrolysis Procedure," *Energy Fuels*, vol. 23, no. 10, pp. 5199–5205, Oct. 2009.
- [163] Y. Huang *et al.*, "Effects of metal catalysts on CO₂ gasification reactivity of biomass char," *Biotechnol. Adv.*, vol. 27, no. 5, pp. 568–572, Sep. 2009.
- [164] R. Habibi *et al.*, "Co-gasification of Biomass and Non-biomass Feedstocks: Synergistic and Inhibition Effects of Switchgrass Mixed with Sub-bituminous Coal and Fluid Coke During CO₂ Gasification," *Energy Fuels*, vol. 27, no. 1, pp. 494–500, Jan. 2013.
- [165] A. Nzihou, B. Stanmore, and P. Sharrock, "A review of catalysts for the gasification of biomass char, with some reference to coal," *Energy*, vol. 58, pp. 305–317, 2013.
- [166] V. Kříž and O. Bičáková, "Hydrogen from the two-stage pyrolysis of bituminous coal/waste plastics mixtures," *Int. J. Hydrog. Energy*, vol. 36, no. 15, pp. 9014–9022, Jul. 2011.
- [167] M. Kaewpanha *et al.*, "Steam co-gasification of brown seaweed and land-based biomass," *Fuel Process. Technol.*, vol. 120, pp. 106–112, Apr. 2014.
- [168] J. Huang and G. L. Rempel, "Ziegler-natta catalysts for olefin polymerization: mechanistic insights from metallocene systems," *Prog. Polym. Sci.*, vol. 20, pp. 459–526, 1995.
- [169] S. Piorek, "Feasibility of analysis and screening of plastics for heavy metals with portable X-ray fluorescence analyzer with miniature X-ray tube," in *Global Plastics Environmental Conference, GPEC-200*, 2004, pp. 18–19.
- [170] M. Guney and G. J. Zagury, "Heavy Metals in Toys and Low-Cost Jewelry: Critical Review of U.S. and Canadian Legislations and Recommendations for Testing," *Environ. Sci. Technol.*, vol. 46, no. 8, pp. 4265–4274, Apr. 2012.
- [171] Al-Qutob, M., Asafra, A., Nashashibi, T., and Qutob, A., "Determination of Different Trace Heavy Metals in Children's Plastic Toys Imported to the West Bank/Palestine by ICP/MS-Environmental and Health Aspects," *J. Environ. Prot.*, vol. 5, pp. 1104–1110, 2014.

- [172] L. S. Morf, J. Tremp, R. Gloor, F. Schuppisser, M. Stengele, and R. Taverna, "Metals, non-metals and PCB in electrical and electronic waste – Actual levels in Switzerland," *Waste Manag.*, vol. 27, no. 10, pp. 1306–1316, Jan. 2007.
- [173] M. C. Brennan, "Analysis of Plastics, Fibres and Textiles for Metals Content Using ICP-OES," in *A Practical Approach to Quantitative Metal Analysis of Organic Matrices*, John Wiley & Sons, Ltd, 2008, pp. 107–132.
- [174] X. Cheng, H. Shi, C. D. Adams, and Y. Ma, "Assessment of metal contaminations leaching out from recycling plastic bottles upon treatments," *Environ. Sci. Pollut. Res.*, vol. 17, no. 7, pp. 1323–1330, Aug. 2010.
- [175] Z. Tang *et al.*, "Contamination and risk of heavy metals in soils and sediments from a typical plastic waste recycling area in North China," *Ecotoxicol. Environ. Saf.*, vol. 122, pp. 343–351, Dec. 2015.
- [176] X.-L. Wang, M.-H. Wang, S.-X. Quan, B. Yan, and X.-M. Xiao, "Influence of thermal treatment on fixation rate and leaching behavior of heavy metals in soils from a typical e-waste processing site," *J. Environ. Chem. Eng.*, vol. 4, no. 1, pp. 82–88, Mar. 2016.
- [177] P. Singh and V. P. Sharma, "Integrated Plastic Waste Management: Environmental and Improved Health Approaches," *Procedia Environ. Sci.*, vol. 35, pp. 692–700, 2016.