



HAL
open science

PBDW: a non-intrusive Reduced Basis Data Assimilation Method and its application to outdoor Air Quality Models

Janelle K Hammond, Rachida Chakir, Frédéric Bourquin, Yvon Maday

► **To cite this version:**

Janelle K Hammond, Rachida Chakir, Frédéric Bourquin, Yvon Maday. PBDW: a non-intrusive Reduced Basis Data Assimilation Method and its application to outdoor Air Quality Models. 2018. hal-01698089

HAL Id: hal-01698089

<https://hal.science/hal-01698089>

Preprint submitted on 31 Jan 2018

HAL is a multi-disciplinary open access archive for the deposit and dissemination of scientific research documents, whether they are published or not. The documents may come from teaching and research institutions in France or abroad, or from public or private research centers.

L'archive ouverte pluridisciplinaire **HAL**, est destinée au dépôt et à la diffusion de documents scientifiques de niveau recherche, publiés ou non, émanant des établissements d'enseignement et de recherche français ou étrangers, des laboratoires publics ou privés.

PBDW: a non-intrusive Reduced Basis Data Assimilation Method and its application to outdoor Air Quality Models

J.K. Hammond^{a,*}, R. Chakir^a, F. Bourquin^a, Y. Maday^{b,c}

^a*Université Paris Est, IFSTTAR, 10-14 Bd Newton, Cité Descartes, 77447 Marne La Vallée Cedex, France*

^b*Sorbonne Universités, UPMC Univ Paris 06, UMR 7598, Laboratoire Jacques-Louis Lions, F-75005 Paris, France*

^c*Institut Universitaire de France and Division of Applied Mathematics, Brown University, Providence, RI, USA*

Abstract

The challenges of understanding the impacts of air pollution require detailed information on the state of air quality. While many modeling approaches attempt to treat this problem, physically-based deterministic methods are often overlooked due to their costly computational requirements and complicated implementation. In this work we apply a non-intrusive reduced basis data assimilation method (known as PBDW state estimation) to air quality case studies with the goal of rendering methods based on parameterized partial differential equations (PDE) realistic in applications requiring quasi-real-time approximation and correction of model error in imperfect models. Reduced basis methods (RBM) aim to compute a cheap and accurate approximation of a physical state using approximation spaces made of a suitable sample of solutions to the problem. One of the keys of these techniques is the decomposition of the computational work into an expensive one-time offline stage and a low-cost parameter-dependent online stage. Traditional RBMs require modifying the assembly routines of the computational code, an intrusive procedure. We propose a less intrusive reduced method using data assimilation for measured pollution concentrations. In case studies presented in this work, the method allows to correct for unmodeled physics and treat cases of unknown parameter values, all while significantly reducing online computational time.

Keywords: Reduced Basis method, Model order reduction, Parameterized partial differential equations, Air quality modeling, Variational data assimilation.

1. Introduction

With the urbanization of world populations and estimations of millions of deaths caused yearly by air pollution [1], air quality modeling is of increasing interest. The need for improved approximation and model reduction is particularly pertinent in these applications, modeling complex and not-fully-known physics. Many modeling methods exist, from statistical and empirical, to deterministic methods [2]. Within the category of deterministic

*Corresponding author

Email address: hammond.janelle@gmail.com (J.K. Hammond)

models, approaches vary in sophistication from simple box models [3], to Gaussian plume models, to physically-based Lagrangian methods [4] and Eulerian CFD models [5, 6, 7]. The more sophisticated models, when applied with precise information on the environment and emissions, and if correctly calibrated, can provide very detailed information on spatial and time-varying pollutant concentrations, as well as the physical phenomena affecting air quality; however, these models can be computationally expensive to solve. Additionally, given the complexity of real-world applications, we cannot assume that even a highly informed and sophisticated deterministic (or non-deterministic for that matter) model can exactly represent all the physical phenomena at play. Therefore, the combination of model order reduction methods and data assimilation methods is of great interest to these complicated and pertinent applications.

In most modeling and data assimilation endeavors, the overall goal is to find the most precise approximation of the physical system while expending minimal resources. In practice this can translate to using the *a priori* information encoded in the best model possible, and available data, without requiring excessive computational investment for each evaluation of the problem. These goals are clear in various data assimilation methods, a common concept in meteorological forecasting, which require a set of observations of the state, a mathematical model, and a data assimilation scheme. Many data assimilation methods involve the minimization of a cost function, such as least-squares type, designed to compute the mismatch between the model approximation and the observations. For example, the adjoint method [8, 9] is a typical method to treat the reconstruction of a physical state involving the minimization of a cost function to optimize the parameters of the model with respect to the measurement data. A sensitivity analysis of the adjoint problem for air quality models can be found in [10]. These methods require the forward resolution of the problem for many parameter values, which can prove costly. Model order reduction (MOR) methods can offer highly advantageous reduction of computational effort without significant loss of precision. The Proper Generalized Decomposition method [11] is a model order reduction method based on a separation of variables to break down the solution into less costly pieces, applied for example to the Navier-Stokes equations in [12]. A common approach to rapidly compute reliable approximations of solutions to complex parameter-dependent problems is by projection-based reduction methods, such as reduced basis methods (RBM) [13]. These methods aim to reduce the complexity of the model using the information given by a well-chosen set of particular solutions to the problem. A basis (called the reduced basis) of a low-dimensional subspace of the space representing all the solutions to the parametrized problem, is constructed from these particular solutions. The equations of the full model are projected onto the reduced basis space by a Galerkin method. Examples of reduced basis methods used in the adjoint problem framework can be found in [14, 15, 16], and specifically in the case of air quality modeling in [17, 18]. RBMs used for 4D-Var data assimilation on an advection-diffusion model are presented in [19]. One of the drawbacks of standard variational data assimilation methods is that it is intrusive from a computational point of view, requiring the development of an adjoint calculation code, despite efforts to automatically differentiate a given software. In some cases this could mean relatively small modification of the original calculation code, while in others more significant modifications could be required. For example,

when the wind field is a varying parameter in the model, the implementation of the adjoint method would require the reconstruction of the wind field at each iteration during the approximation of the optimal parameter (i.e. for each approximation of the adjoint solution). For these reasons, less intrusive options can be valuable.

The Generalized Empirical Interpolation Method (GEIM) [20, 21], is a non-intrusive and non-iterative method combining Model Order Reduction (MOR) and data assimilation. This method relies on the knowledge of some particular solutions to the parameterized model, and some measurements over the physical state to be approximated, from which an empirical interpolation is constructed. Another non-intrusive and non-iterative approach is the Parameterized-Background Data-Weak (PBDW) state estimation method [22, 23], which employs RBMs and variational data-assimilation techniques to correct model error. The weak formulation of the PBDW method is based on least-squares approximation, as is the case of the adjoint inverse method and many variational data assimilation methods. In this paper we will apply this non-intrusive reduced basis method of data assimilation for parameterized PDEs modeling outdoor pollutant dispersion. Given a parameterized model for a physical system, which we will refer to as the "best-knowledge" (bk) model, and a number of measurements of the state we wish to approximate, we employ the PBDW method to achieve the best possible approximation by a formulation actionable in real-time. In section 2 we will present the application in air quality modeling, in section 3 the mathematical formulation of the PBDW method, and in section 4 we will discuss important factors in the numerical implementation of the PBDW method. In section 5 we will show through numerical application that the PBDW method succeeds in the reconstruction of a pollution field on the case study considered for well-chosen sensor locations. We will also show a comparison of the PBDW state estimation to the GEIM method, demonstrating that the PBDW method outperforms the GEIM method when model error is present. We finally give computational times required for state estimation on this case study, showing the significant advantages of the RB technique in the PBDW method.

2. A Case study in air quality modeling

The applications studied in this work represent simplified real-world scenarios of residential air pollution. In this section we will first explain the geometry of the test domain considered for this case study, then describe our best-knowledge mathematical model, and finally set the reduced basis framework to this model.

2.1. Physical problem formulation

Let us consider a physical system described by a PDE, and denote \mathbf{p} the parameter configuration of the physical system, encoding information such as operation conditions (e.g. emissions or frequency), environmental factors (e.g. temperature), or physical components. Let $\mathbf{p} \in \mathcal{D}$, where \mathcal{D} is the set of all parameters of interest, and a bounded domain $\Omega \subset \mathbb{R}^d$. We will assume a solution space \mathcal{X} , a Hilbert space, such that $H_0^1(\Omega) \subset \mathcal{X} \subset H^1(\Omega)$, and associated inner product $(\cdot, \cdot)_{\mathcal{X}}$. We will denote \mathcal{X}' its dual space.

We study here a simple two-dimensional domain of dimensions $75m \times 120m$, seen in Figure 1. The domain represents a neighborhood with a house, a building, and pollution source of a street. These choices were made to give a simplified case study representing a residential area with pollution from traffic.

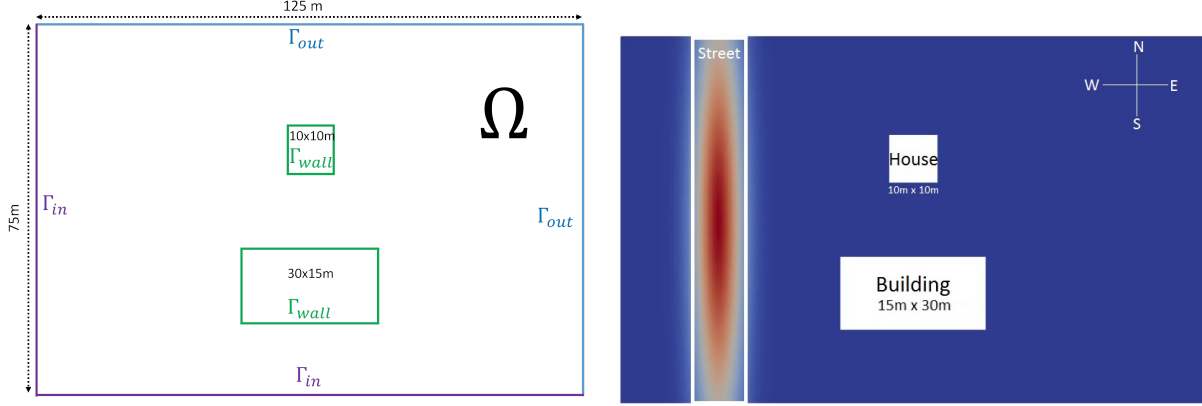


Figure 1: Two-dimensional test domain with boundaries corresponding to the velocity field (left) and traffic pollution source representing a street (right), residential character represented by a house and a building.

We chose a particulate pollutant $PM_{2.5}$ (particulate matter of diameter $d \leq 2.5\mu m$) in this study, which on the short term can be considered to have negligible reaction. We set wind velocities (in a fixed direction $(1, 1)^T$) up to force 1 as the varying parameter in the best-knowledge parameter space $\mathcal{D}^{bk} \subset \mathcal{D}$, and set source intensity representing varying traffic of 1×10^{-3} and $1 \times 10^{-2} \frac{mg}{m^3 \cdot s}$.

For accuracy of the pollutant transport model, we use CFD wind fields, solutions to Navier-Stokes with $k - \epsilon$ turbulence by *Code_Saturne* [24] (a general purpose CFD software). The CFD model can be coupled with transport equations, or precalculated for a decoupled procedure. In our study we chose to decouple the computation of the wind fields, and then used the velocity and turbulent viscosity fields in the dispersion model.

For our case study, we consider a simple stationary advection-diffusion PDE as our best-knowledge parametrized transport model \mathcal{P}^{bk} : Find $c^{bk}(\mathbf{p}) \in \mathcal{X}$ such that

$$\begin{cases} \rho \vec{v}(\mathbf{p}) \cdot \nabla c^{bk}(\mathbf{p}) - \text{div}(\epsilon_{tot}(x) \nabla c^{bk}(\mathbf{p})) &= \rho F_{src}(\mathbf{p}) & \text{in } \Omega, \\ c^{bk}(\mathbf{p}) &= 0 & \text{on } \Gamma_D = \{x \in \partial\Omega \mid \vec{v}(x) \cdot \vec{n} < 0\}, \\ \epsilon_{tot} \nabla c^{bk}(\mathbf{p}) \cdot \vec{n} &= 0 & \text{on } \Gamma_N = \partial\Omega \setminus \Gamma_D, \end{cases} \quad (1)$$

where $\rho = 1.225 \frac{kg}{m^3}$ is the density of the air, \vec{v} is the wind field, F_{src} the pollutant source term. Considering turbulent (or eddy) diffusion $\epsilon_{turb} = \frac{\nu_F}{s_c}$, where ν_F is the turbulent viscosity and $s_c = 0.7$ the dimensionless Schmidt number, the total diffusion is thus $\epsilon_{tot} = \epsilon_{mol} + \epsilon_{turb}$, with $\epsilon_{mol} = 1.72 \times 10^{-5} \frac{m^2}{s}$ the molecular diffusion in air. The (strict) inflow boundary is denoted by $\Gamma_D = \Gamma_{in}$ and $\Gamma_N = \Gamma_{wall} \cup \Gamma_{out}$ represents non-inflow

boundaries.

Problem (1) is solved in FreeFem++ [25] by the finite element method over \mathcal{N}_h degrees of freedom, combined with a SUPG stabilization method [26, 27] to avoid numerical instabilities known to affect transport problems solved by finite element methods. The resolution \mathcal{N}_h of the finite element problem is sufficiently fine to assume that the concentration field $c^{bk}(\mathbf{p}) = c_h^{bk}(\mathbf{p})$ is assumed to commit minimal discretization error (with respect to the errors we will see by model reduction).

2.2. Reduced basis background

Reduced basis methods exploit the parametrized structure of our problem and construct a low-dimensional approximation space representing the manifold of solutions, $\mathcal{M}^{bk} = \{c^{bk}(\mathbf{p}) \in \mathcal{X} \mid \mathbf{p} \in \mathcal{D}^{bk}\}$, to the parameterized model \mathcal{P}^{bk} in equation (1). A key factor of the reduced basis methods is the small Kolmogorov n-width [28]. The n-width measures to what extent the manifold \mathcal{M}^{bk} , the set of solutions to problem (1), can be approximated by an n-dimensional subspace of \mathcal{X} [29]. If the manifold \mathcal{M}^{bk} can be sufficiently approximated by a low-dimensional space, we can identify parameter values $S_N = (\mathbf{p}_1, \dots, \mathbf{p}_N) \in \mathcal{D}^{bk}$ such that the particular solutions $(c^{bk}(\mathbf{p}_1), \dots, c^{bk}(\mathbf{p}_N))$ will generate a RB approximation space. We find our state approximations in this low-dimensional space, essentially replacing a large-dimensional finite element space of dimension \mathcal{N}_h , with a RB space generated by $N \ll \mathcal{N}_h$ particular solutions to \mathcal{P}^{bk} . Thus for any parameter value $\mathbf{p} \in \mathcal{D}^{bk}$, the solution can be approximated by a linear combination of these particular solutions:

$$c_N^{bk}(\mathbf{p}) \simeq \sum_{i=1}^N \alpha_i(\mathbf{p}) c^{bk}(\mathbf{p}_i). \quad (2)$$

The parameters generating reduced basis spaces can be chosen by multiple methods, and we chose to focus on Greedy algorithms. We present a weak-Greedy algorithm (Algorithm 1 in appendix) employed in the construction of reduced basis spaces from the best-knowledge model \mathcal{P}^{bk} over the bk parameter space \mathcal{D}^{bk} . We refer to [30] for a justification of this construction where quasi optimality of the procedure is proven.

This RB approximation space will be henceforth referred to as the *Background* space \mathcal{Z}^N , representing solutions to the best-knowledge model \mathcal{P}^{bk} in the PBDW method, and we will construct our Background spaces as a sequence of nested RB spaces

$$\mathcal{Z}^1 \subset \dots \subset \mathcal{Z}^N \subset \dots \subset \mathcal{X}.$$

In order to achieve stable implementation of RBMs, it is common practice to improve the basis of the RB space by a Gram-Schmidt orthonormalization method. We introduce new orthonormal basis functions $\{\zeta_i\}_{i=1}^N$ and denote our background RB space as

$$\mathcal{Z}^N = \text{span}\{\zeta_i\}_{i=1}^N = \text{span}\{c^{bk}(\mathbf{p}_i)\}_{i=1}^N \subset \mathcal{X}. \quad (3)$$

To minimize the approximation error associated to discretization error (on the reduced N -dimensional space),

we need to construct a suitably precise RB space \mathcal{Z}^N such that, for a tolerance ϵ_Z ,

$$\forall \mathbf{p} \in \mathcal{D}^{bk}, \quad \inf_{w \in \mathcal{Z}^N} \|c^{bk}(\mathbf{p}) - w\|_{\mathcal{X}} \leq \epsilon_Z. \quad (4)$$

This RB space representing the solution manifold to \mathcal{P}^{bk} described by equation (1) could be used in the implementation of RBMs in the framework of an inverse problem. Here we wish to take advantage of the simple and non-intrusive character of the PBDW method as an alternative to this integration of MOR into a classical inverse technique.

3. PBDW Formulation

The goal of the Parameterized-Background Data-Weak formulation (PBDW) is to estimate the true state $c^{true}(\mathbf{p}) \in \mathcal{X}$ (or desired output quantity $\ell^{out}(c^{true}(\mathbf{p})) \in \mathbb{R}$, where we assume ℓ^{out} linear and continuous, for example the average value over a domain of interest.) using the best-knowledge model \mathcal{P}^{bk} and M observations associated to the parameter configuration \mathbf{p} .

The RB Background space is built from \mathcal{P}^{bk} , as in section 2.2. Information on the sensors is then used to build an *Update* space of low dimension representing the information gathered by the sensors.

A recent PhD thesis [31] gives detailed analysis of PBDW error and stability, as well as discussion of treatment in the case of noisy data. The case of noisy data, which was first studied in the PBDW formulation in [23], is treated with a probabilistic distribution, for example independent normal distributions, with an added regularization term over the observations (similarly to the 3D-var formulation), dependent on the variance of the distribution, in the minimization statement. In this study we will not treat the case of noisy data, as a proposed extension for this case has been well documented in [31]. In addition, we could consider that pollution sensors are not just noisy: relative errors may be large, but are small on a log scale, which is more pertinent to air quality modeling.

3.1. Data-informed Update

We assume that we have M sensors, which we will mathematically represent as follows (for example):

$$\varphi_m = \exp\left(\frac{-(x - x_m)^2}{2r^2}\right) \quad \text{such that} \quad \int_{\Omega} \varphi_m(x) d\Omega = 1, \quad 1 \leq m \leq M \quad (5)$$

where $x_m \in \mathbb{R}^d$ is the center of the m^{th} sensor, of radius r . The underlying idea of such sensor modeling is that a sensor, especially a gas sensor (as well as PM sensors), is a complex system with spatial extension. Such a sensor does not sense pointwise, but rather performs some averaging around the sensor location. To evaluate the information these sensors can gather from a physical state $v \in \mathcal{X}$, we define the following linear functionals $\ell_m \in \mathcal{X}'$

$$\ell_m(v) = \int_{\Omega} \varphi_m(x) v(x) d\Omega \quad 1 \leq m \leq M. \quad (6)$$

We want to use these sensors to construct an additional approximation space $\mathcal{U}^M \subset \mathcal{X}$ of low dimension, the *Update* space. We consider that \mathcal{U}^M represents the information which the sensors can provide, and its basis functions, denoted q_m , $1 \leq m \leq M$, represent the functionals ℓ_m . Let us thus define the Riesz operator $\mathcal{R}_{\mathcal{X}} : \mathcal{X}' \rightarrow \mathcal{X}$ such that

$$(v, \mathcal{R}_{\mathcal{X}} \ell)_{\mathcal{X}} = \ell(v) \quad \forall v \in \mathcal{X}. \quad (7)$$

We then introduce the Update basis functions $q_m = \mathcal{R}_{\mathcal{X}} \ell_m \in \mathcal{X}$ such that

$$(v, q_m)_{\mathcal{X}} = \ell_m(v) \quad \forall v \in \mathcal{X}. \quad (8)$$

The construction of this space takes place *offline*, as it can be relatively computationally expensive, although often less than the construction of the background space.

3.2. PBDW problem statement

The PBDW aims at approximating the true physical state $c^{true}(\mathbf{p})$ for some configuration \mathbf{p} by

$$c_{N,M} = z_N + \eta_M. \quad (9)$$

where the first right-hand-side term z_N is in \mathcal{Z}^N and corresponds to some RB approximation of the best-knowledge solution $c^{bk}(\mathbf{p})$, and the second right hand side term η_M is in \mathcal{U}^M and is a correction term associated with the M observations. We pose the PBDW approximation as the solution to the following minimization problem. Find $(c_{N,M} \in \mathcal{X}, z_N \in \mathcal{Z}^N, \eta_M \in \mathcal{U}^M)$ such that

$$(c_{N,M}, z_N, \eta_M)_{\mathcal{X}} = \underset{\substack{\tilde{c}_{N,M} \in \mathcal{X} \\ \tilde{z}_N \in \mathcal{Z}^N \\ \tilde{\eta}_M \in \mathcal{U}^M}}{\text{arginf}} \left\{ \|\tilde{\eta}_M\|_{\mathcal{X}}^2 \mid \begin{array}{l} \tilde{c}_{N,M} = \tilde{z}_N + \tilde{\eta}_M \\ (\tilde{c}_{N,M}, \phi)_{\mathcal{X}} = (c^{true}, \phi)_{\mathcal{X}}, \forall \phi \in \mathcal{U}^M \end{array} \right\}. \quad (10)$$

The minimization over the Update term $\eta_M \in \mathcal{U}^M$ (proven to be equivalent to minimizing over $\eta_M \in \mathcal{X}$ in [22]) translates to requiring the PBDW approximation to remain close to the manifold \mathcal{M}^{bk} represented by \mathcal{Z}^N , ensuring that the approximation maintains a physical sense with respect to the physics of the model \mathcal{P}^{bk} . The constraints on the minimization impose the two-part Background-Update PBDW solution, and the measured values at sensor locations. This minimization problem can be expressed by a Lagrangian and the derivation of Euler-Lagrange equations. Simplifying the Euler-Lagrange equations, the PBDW estimation statement can be written, for a given parameter configuration $\mathbf{p} \in \mathcal{D}$, as the following saddle problem [22, 23]. Find $(\eta_M \in \mathcal{U}^M, z_N \in \mathcal{Z}^N)$ such that:

$$\begin{cases} (\eta_M, q)_{\mathcal{X}} + (z_N, q)_{\mathcal{X}} = (c^{true}(\mathbf{p}), q)_{\mathcal{X}} & \forall q \in \mathcal{U}^M, \\ (\eta_M, p)_{\mathcal{X}} = 0 & \forall p \in \mathcal{Z}^N. \end{cases} \quad (11)$$

We recall here that given the definition of the Update basis functions $q_m \in \mathcal{X}$ in equation (8), the right-hand-side of this formulation is assumed to be $(c^{true}(\mathbf{p}), q_m)_{\mathcal{X}} = y_m^{obs}(\mathbf{p})$, with $y_m^{obs}(\mathbf{p}) = \ell_m(c^{true}(\mathbf{p}))_{\mathcal{X}}$, $1 \leq m \leq M$.

The corresponding algebraic formulation to problem (11) is : find $(\vec{\eta}_M \in \mathbb{R}^M, \vec{z}_N \in \mathbb{R}^N)$ such that

$$\begin{pmatrix} \mathbf{A} & \mathbf{B} \\ \mathbf{B}^T & \mathbf{0} \end{pmatrix} \begin{pmatrix} \vec{\eta}_M \\ \vec{z}_N \end{pmatrix} = \begin{pmatrix} \vec{y}^{obs} \\ \mathbf{0} \end{pmatrix} \quad (12)$$

where $(\vec{y}^{obs})_m = y_m^{obs}$, $\mathbf{A}_{m,m'} = (q_m, q_{m'})$ and $\mathbf{B}_{m,n} = (\zeta_n, q_m)$ for $1 \leq m, m' \leq M$ and $1 \leq n \leq N$. The PBDW approximation can then be rewritten as

$$c_{N,M} = \sum_{m=1}^M (\vec{\eta}_M)_m q_m + \sum_{n=1}^N (\vec{z}_N)_n \zeta_n.$$

RBMs are often considered particularly well-suited to problems in which the quantity of interest is not the full reconstruction of the solution, but the evaluation of an output functional over the solution, allowing for complete independence from the calculation mesh in the online stage. The desired output functional can be evaluated without reconstructing the full solution:

$$\ell^{out}(c_{N,M}) = \sum_{m=1}^M (\vec{\eta}_M)_m \ell^{out}(q_m) + \sum_{n=1}^N (\vec{z}_N)_n \ell^{out}(\zeta_n).$$

This saddle problem (11) is not a function of the original PDE, making the method non-intrusive. Once the background RB space has been constructed from particular solutions to the \mathcal{P}^{bk} model, the procedure is independent of the \mathcal{P}^{bk} computational code provided the mesh information is available.

The key to most model reduction methods is a decomposition of the computational effort into *offline* and *online* stages. The majority of the workload is computed only once in advance, *offline*, while only parameter-dependent computations are completed during the *online* stage, which is much more efficient. The construction of the background space \mathcal{Z}^N , Update space \mathcal{U}^M , as well as the matrices A and B , also takes place during the *offline* stage — as computation time of these procedures depends on the mesh with \mathcal{N}_h degrees of freedom — allowing for an efficient *online* phase. Thus, when observation data is collected, the linear system can generally be solved online in at most $\mathcal{O}((N + M)^3)$ operations. The output quantity over the basis functions of the two approximation spaces can be precalculated, allowing for evaluation of the output of the PBDW approximation in $\mathcal{O}(N + M)$ operations, without fully reconstructing the PBDW approximation from the basis functions $\{\zeta_n\}_{n=1}^N$ and $\{q_m\}_{m=1}^M$, a procedure in $\mathcal{O}(\mathcal{N}_h)$ operations. However depending on the visualization method, reconstruction of full solutions can be very efficient, making RBMs equally suitable for the general case.

3.3. PBDW error and stability considerations

The well-posedness of the PBDW problem depends on the construction of the Background and Update spaces. In fact we can define the inf-sup stability constant depending on the two approximation spaces.

$$\beta_{N,M} = \inf_{w \in \mathcal{Z}^N} \sup_{v \in \mathcal{U}^M} \frac{\langle w, v \rangle_{\mathcal{X}}}{\|w\|_{\mathcal{X}} \|v\|_{\mathcal{X}}}. \quad (13)$$

$\beta_{N,M}$ is a non-increasing function of N and a non-decreasing function of M , with $\beta_{N,M} = 0$ for $N > M$.

In [22] an *a priori* error estimation is derived for the formulation as a function of the stability constant and the best-fit of the approximation spaces.

$$\|c^{true} - c_{N,M}\|_{\mathcal{X}} \leq \left(1 + \frac{1}{\beta_{N,M}}\right) \inf_{q \in \mathcal{U}^M} \inf_{z \in \mathcal{Z}^N} \|c^{true} - z - q\|_{\mathcal{X}}. \quad (14)$$

Given the strong dependence of the PBDW approximation error on the stability constant, we need to build the approximation spaces in a manner to maximize the stability of the formulation.

If we have the option of choosing the M best measurements, we want to:

- (a) Maximize the stability constant $\beta_{N,M}$ for each M with respect to the Background Space \mathcal{Z}^N
- (b) Minimize the best-fit error in the secondary approximation by the Update space \mathcal{U}^M :

$$\inf_{q \in \mathcal{U}^M \cap \mathcal{Z}^{N\perp}} \|\Pi_{\mathcal{Z}^N \perp} c^{true} - q\|_{\mathcal{X}} \quad (15)$$

If we consider that the \mathcal{P}^{bk} model provides most of the information about the solution, the primary approximation will be taken from the Background space \mathcal{Z}^N , as imposed by equation (10). The Update term η will be taken from outside the Background space, as stated in equation (11). The best-fit error in the Update space is thus given by the projection of the portion of the true state not approximated by the Background space onto the Update space orthogonal to the Background space.

This can be attempted through optimal construction of the Update space employing a Greedy-type selection of sensor functions (among a set of possible locations) to improve the space with respect to (a) or (b). The latter can be done using for example via a double-greedy procedure in order to minimize the GEIM error interpolation, as in [20, 21], which selects Background RB basis functions and Update sensor basis functions simultaneously. The former can be done for example using an algorithm to maximize $\beta_{N,M}$ under a certain tolerance, reverting otherwise to minimization of the best-fit error, as in [31].

4. Numerical Implementation of the PBDW method

In this section we will discuss problem-specific details of the implementation of the PBDW method.

The goal of this application is to test the feasibility of the PBDW method in the air quality context. In fact RBMs are notoriously ill-suited to problems of transport by convection or to problems with too many varying parameters. We aim to demonstrate that the modeling of air pollution by PBDW can be feasible thanks to the strategic treatment of the velocity field as a parameter in the bk problem and the non-intrusive data assimilation allowing to correct for unmodeled physics.

In realistic applications, air quality sensors are often limited in number; we want to consider a relatively small number of sensors over the domain (we'll consider up to 20) and test various sensor locations. We will consider PBDW results in the (academic) case of a perfect \mathcal{P}^{bk} model, and in the case of unmodeled physics such as a reaction term or a true solution calculated with a different computational model.

4.1. Background RB space

The construction of a RB Background space \mathcal{Z}^N for our 2D case study was done using the weak Greedy algorithm 1 on a training set of particular solutions for varying parameters of wind velocity \mathbf{p}_v and source intensity \mathbf{p}_s in the parameter set $\mathcal{D}^{bk} = \{(\mathbf{p}_v, \mathbf{p}_s) \in [0.1; 1.3 \frac{m}{s}] \times [1 \times 10^{-3}; 1 \times 10^{-2} \frac{mg}{m^3}]\}$.

A sign of a good reduced basis is the estimation of a small Kolmogorov n-width by rapid decay of projection errors of these training solutions onto the N -dimensional RB space. In figure 2 we see the mean and maximal relative projection errors in H^1 norm as a function of N

$$Err_{mean}^{Greedy} = \frac{1}{Nb_{trial}} \sum_{i=1}^{Nb_{trial}} \frac{\|c^{bk}(p_i) - \Pi_{\mathcal{Z}^N} c^{bk}(p_i)\|_{H^1}}{\|c^{bk}(p_i)\|_{H^1}}, \quad (16)$$

as well as mean relative projection errors over the calculation domain, corresponding to a pointwise mean on the calculation mesh over the following error formula.

$$Err_{\Omega}^{Greedy}(p_i) = \frac{|c^{bk}(p_i) - \Pi_{\mathcal{Z}^N} c^{bk}(p_i)|}{\|c^{bk}(p_i)\|_{L^\infty}} \in \mathcal{X} \quad (17)$$

This serves as a representation of the approximation quality of the reduced basis space \mathcal{Z}^N for the solution space \mathcal{M}^{bk} .

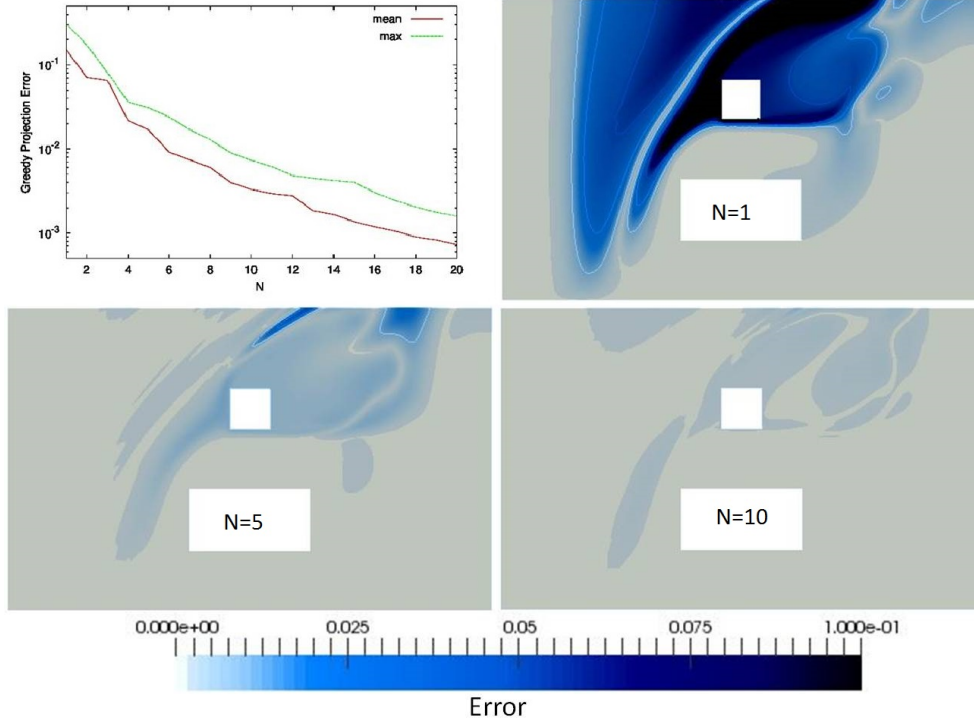


Figure 2: Relative mean and maximal projection errors in H^1 norm of the training solutions during the greedy construction of the RB space, as a function of N following equation (16) (top left) ; Relative mean projection error of the training solutions over the Greedy RB space, pointwise over domain Ω from equation (17) for RB dimensions $N = 1$ (top right), $N = 5$ (bottom left), and $N = 10$ (bottom right). The lowest contour curve represents 1% error.

We can see that the discretization error of the RB Background space rapidly converges to under 1%. Given the complexity of reducing convection-dominated problems, we consider this wholly satisfactory. In applications of air quality modeling input errors are commonly much larger, in the range of 30 – 70% if not higher: an additional 1% error (with respect to the \mathcal{P}^{bk} model) from the dimensional reduction of the approximation space from a finite element space to a RB space would thus be considered negligible. We will note from the RB discretization error maps over the domain that for RB dimension $N = 10$, we have nearly eliminated the error, excepting small but unavoidable "shocks" from varying convection fields. We can thus hope to fix our online basis size at $N \sim 5$, which we will consider further in section 5.1.

4.2. Sensor locations and Update Space

We will compare two cases of sensor locations in this case study: the case of sensor locations chosen randomly, and the case of sensor locations chosen by a weak Greedy method as in the GEIM.

The GEIM simultaneously defines the set of so-called generating functions (e.g. the Background basis functions) $\xi_i \in \mathcal{M}^{bk}$ and the associated linear forms (i.e. the sensor functions). The first chosen generating function ξ_1 is the "largest" bk solution by \mathcal{X} -norm, and the associated sensor function ℓ_1 (chosen among the set of available sensor locations Σ) is the sensor which gives the most "information" on $c^{bk}(\mathbf{p}_1)$. We then define the interpolation operator

$$\mathcal{I}_M(c^{bk}) = \sum_{j=1}^M \beta_j \xi_j \text{ such that } \ell_i(\mathcal{I}_M(c^{bk})) = \ell(c^{bk}) \forall 1 \leq i \leq M \quad (18)$$

Ideally we want to choose the linear forms ℓ_i and basis functions $\xi_i \in \mathcal{M}^{bk}$ in an optimal manner. We can consider a Greedy algorithm similar to algorithm 1, selecting each new generating function to maximize the interpolation error. The details of the GEIM method can be found in [21].

In figure 3 we can see a set of sensor locations chosen randomly, as well as the set Σ of possible sensor locations chosen for this application and those selected by the GEIM-based double-Greedy algorithm.

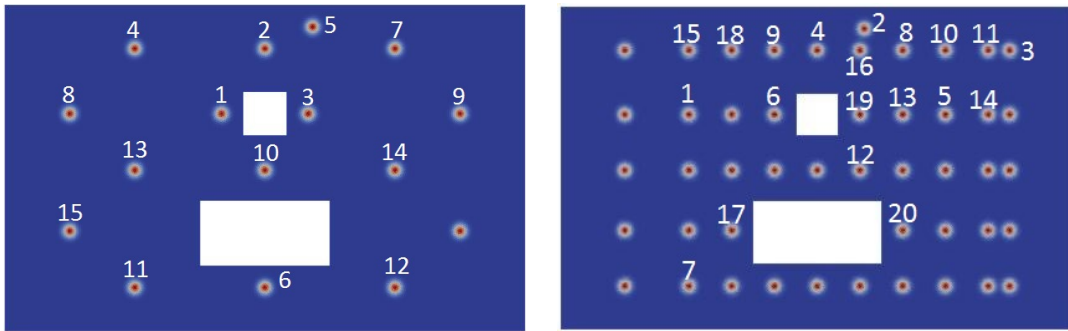


Figure 3: Sensors locations chosen randomly (left) and chosen by a Greedy algorithm (right).

In figure 4 we see the values of the stability constant $\beta_{N,M}$ from equation (13), with $\|\cdot\|_{\mathcal{X}} = \|\cdot\|_{H^1}$, for various N -values as a function of M , for each sensor set. This figure represents the stability of the PBDW system induced by choice of sensor locations.

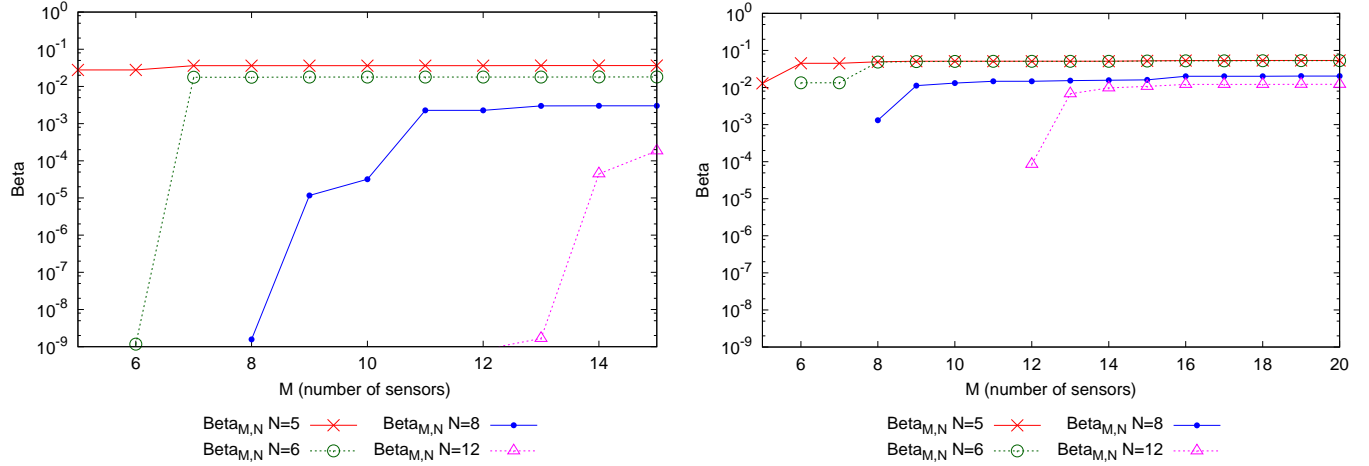


Figure 4: PBDW inf-sup stability constant $\beta_{N,M}$ in H^1 norm, equation (13), for the associated PBDW linear systems (12) as a function of the number of data points M , for various Background RB dimensions N . Sensors chosen randomly (left) and chosen by a Greedy algorithm (right).

The PBDW systems were constructed from equation (12) using the RB Background space discussed in section 4.1 and an Update spaces built from these respective sensor locations (placed randomly or by the Greedy algorithm). As $\beta_{N,M}$ is a non-decreasing function of M , we see improvement in the stability constants for larger numbers of data points, for each fixed Background RB dimension N . We note that in general for $N \simeq M$ the formulation is less stable, as evidenced by very low values of $\beta_{N,M}$ and discussed in [21]. Given this knowledge, we make the choice to disregard PBDW results for $N \simeq M$ (as we will see in section 5.1).

If we compare the stability constants for randomly chosen sensor locations to those for sensor locations chosen via Greedy, we can see that in our case study we've improved by multiple orders for some M and N values, and at least by a factor of 2 for smaller Background dimensions.

Given the relatively small size of the sensors providing our observational data with respect to the large domain of study, we chose to modify the norm used in the definition of the update basis functions by Riesz representation in equation (8). We introduce the following \tilde{H}^1 scalar product for $u, v \in H^1$.

$$\langle u, v \rangle_{\tilde{H}^1(\Omega)} = \langle u, v \rangle_{L^2} + L_g^2 \langle \nabla u, \nabla v \rangle_{L^2}, \quad (19)$$

where $L_g = 75$ is a characteristic length of the domain. This scalar product serves to enlarge the support of the Update basis functions in order to provide improved approximation properties to the Update approximation space (see (15)). The induced \tilde{H}^1 norm is used in the variational formulation (11) for equivalence.

5. State Estimation Results

In this section we will present the numerical results of the PBDW method on the 2D case study presented in section 2. We will present the PBDW state estimation results over the full domain and over a domain of

interest, considering the variations in sensor choice discussed in paragraph 4.2. Above we presented analysis of stability of the system, and in this section we will present the state estimation results of the associated PBDW systems, along with error bounds for parametric variation only (the case of a perfect \mathcal{P}^{bk} model), and for little to significant model error. We will also compare the results of the PBDW method to those obtained by the GEIM, both non-intrusive reduced order data assimilation methods, in precision and computational time.

For purposes of analyzing results and numerically calculating the error bound in equation (14), we will consider the following relative *best-fit* error onto what we will refer to as the PBDW approximation space $\mathcal{Z}^N \oplus (\mathcal{U}^M \cap \mathcal{Z}^{N\perp})$:

$$\frac{\|c^{true} - \Pi_{\mathcal{Z}^N \oplus (\mathcal{U}^M \cap \mathcal{Z}^{N\perp})} c^{true}\|_X}{\|c^{true}\|_X}. \quad (20)$$

5.1. PBDW applied to an Exterior Air Quality case study

The two-dimensional case study on the domain represented in figure 1 was considered for varying parameters in \mathcal{D}^{bk} introduced in section 4. In figure 5 we can see concentration fields for lowest and highest wind velocity and emission rates.

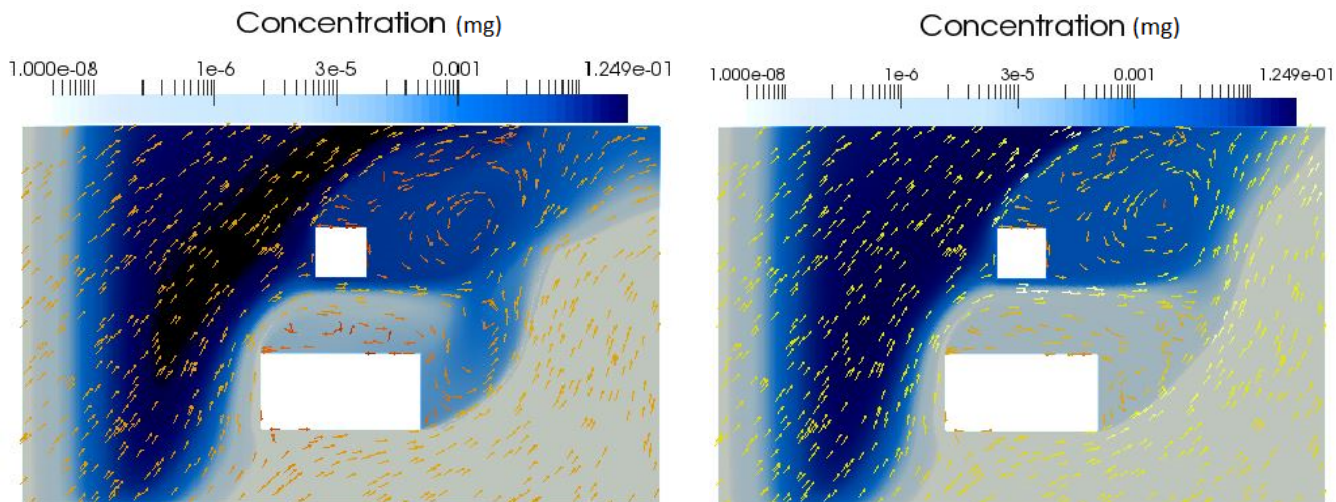


Figure 5: Concentration fields (logarithmic scale) from the \mathcal{P}^{bk} model (1) over velocity fields and different pollutant source intensities. $(\mathbf{p}_v, \mathbf{p}_s) = (0.1 \frac{m}{s}, 1 \times 10^{-3} \frac{mg}{m^3})$ (left), and $(\mathbf{p}_v, \mathbf{p}_s) = (1.3 \frac{m}{s}, 1 \times 10^{-2} \frac{mg}{m^3})$ (right).

In the following we will consider three sets of 6 trial solutions to test the method. Each of the trials corresponds to velocity parameters \mathbf{p}_v , and to varying intensity of the pollutant sources \mathbf{p}_s . The values of the trial parameters lie within \mathcal{D}^{bk} but are different from the values used in the training set for the RB space: $\mathcal{D}^{trial} = \{(\mathbf{p}_v, \mathbf{p}_s) \in \{0.15, 0.6, 1.28\} \frac{m}{s} \times \{3 \times 10^{-3}, 7 \times 10^{-3}\} \frac{mg}{m^3}\} \subset \mathcal{D}^{bk} \setminus \mathcal{D}^{training}$. One set consists of solutions to equation (1)

representing the (unrealistic) case of a perfect \mathcal{P}^{bk} model, with the goal of demonstrating the error inherent to the MOR approach of the PBDW method. The remaining trial sets consist of solutions to an advection-diffusion-reaction problem:

$$\rho \vec{v} \cdot \nabla c - \text{div}((\epsilon_{mol} + \epsilon_{turb}) \nabla c) + \rho R c = \rho F_{src}, \quad (21)$$

with linear reaction terms of coefficients $R = 0.001$ and $R = 0.0001$. These sets are used to demonstrate how the method handles two levels of model error, with an average error over 8% (and up to 17%) and 1%, respectively.

In figure 6 we compare the FEM solution to PBDW state estimates for trial solutions with significant model error: we can see the trial solution corresponding to maximal error, $c^{trial}(\mathbf{p}_{max})$, with

$$\mathbf{p}_{max} = \underset{\mathbf{p} \in \mathcal{D}^{trial}}{\text{argmax}} \frac{\|c^{trial}(\mathbf{p}) - c_{N,M}(\mathbf{p})\|_{H^1}}{\|c^{trial}(\mathbf{p})\|_{H^1}} \quad (22)$$

compared with the PBDW approximations from randomly-chosen sensor locations and Greedy sensors.

We see reasonable reconstruction of the physical state with both sensor sets. While the Greedy sensors add a very small phantom concentration in some regions, this error is negligible. The Greedy system has more accurately reconstructed the concentration peak near the source, however both PBDW approximations underestimate the peak. The under-representation of the concentration remains relatively small.

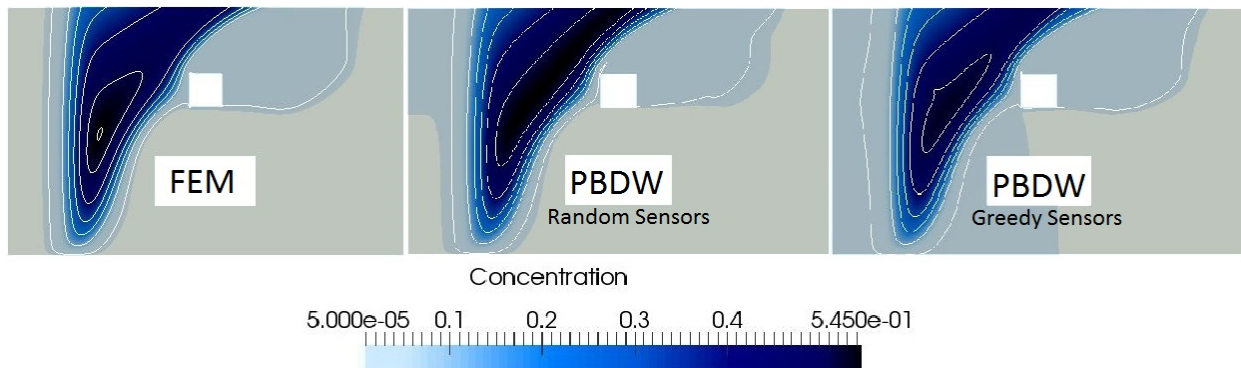


Figure 6: Approximation of the concentration for $\mathbf{p} = \mathbf{p}_{max}$. Trial solution with model error simulated by a reaction term of $R = 0.001$. FEM solution c^{true} (left), PBDW approximation using synthetic data, with random sensors (middle), PBDW approximation with greedy selected sensors (right). We set $M = 13$ and $N = 6$ here.

In figure 7 we can see relative mean best-fit errors from equation (20), measure in the H^1 norm, over our set of trial solutions with significant model error. We notice that in the case of a perfect model, for each N -value the relative best-fit error is nearly constant with respect to M . This implies that our Update basis functions q_m do not provide new information outside the span of the background approximation space \mathcal{Z}^N . This effect is to be expected, as the trial solutions were computed with the same model as the reduced basis, which is meant to approximate the associated solution space. However, we see improvement of the best-fit error in the case of an imperfect model. The added Update basis functions enlarge the span of the PBDW approximation

space $\mathcal{Z}^N \oplus (\mathcal{U}^M \cap \mathcal{Z}^{N\perp})$ to capture information on the trial solutions from the shifted model not spanned by the background space. We also note that additional background basis functions do not greatly improve the approximation, as the trial solutions do not lie on the same solution manifold.

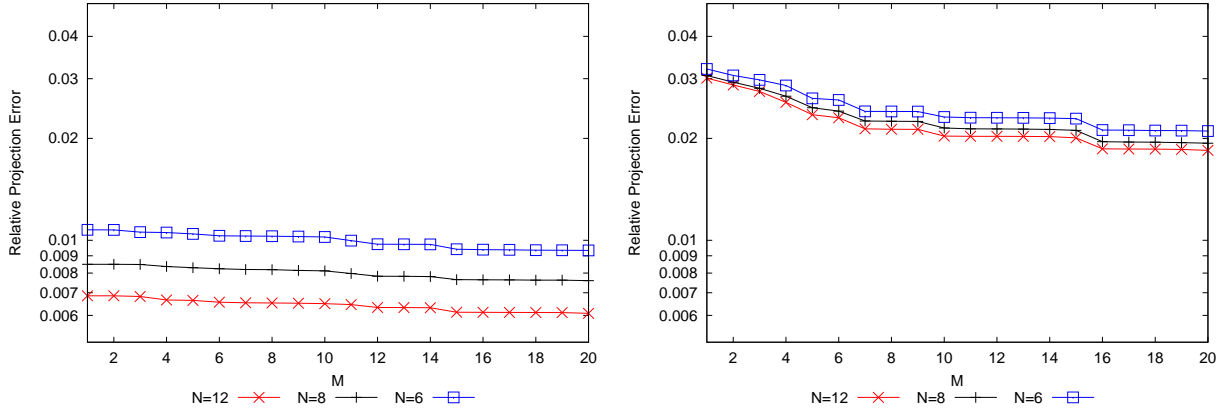


Figure 7: Relative mean best-fit error, equation (20), for the set of trial solutions over $\mathbf{p} \in \mathcal{D}^{trial}$, as a function of M in H^1 -norm. No model error (left), and model error with an added reaction term of $R = 0.001$ (right). Sensors chosen by a Greedy algorithm.

In figure 8 we see relative mean PBDW approximation errors mapped over the domain for the case of significant model error given by.

$$Err_{\Omega}^{PBDW}(p_i) = \frac{|c^{trial}(p_i) - c_{N,M}(p_i)|}{\|c^{trial}(p_i)\|_{L^\infty}} \in \mathcal{X}. \quad (23)$$

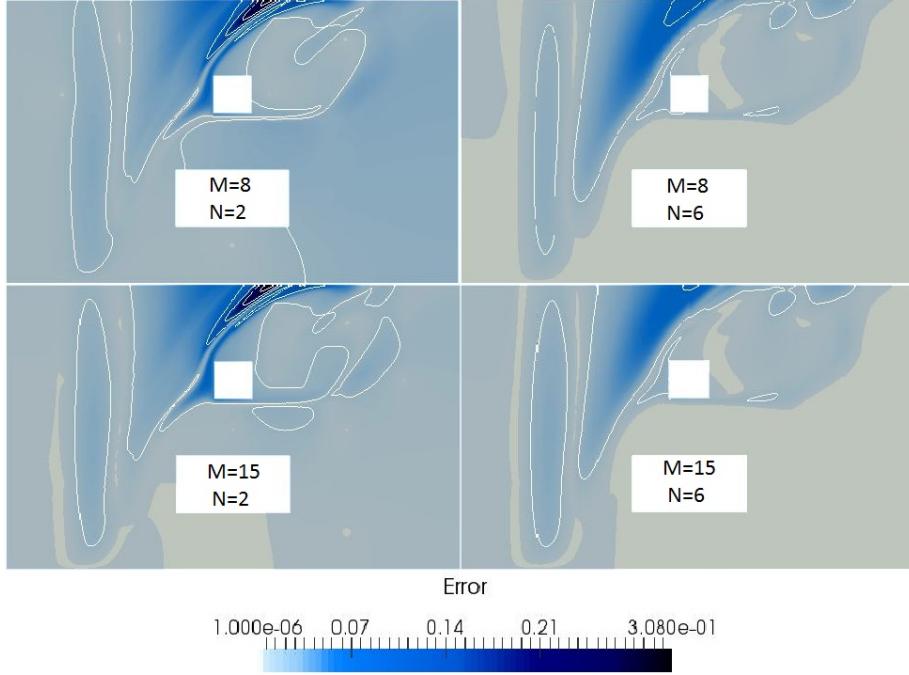


Figure 8: Relative mean pointwise PBDW approximation error maps, equation (23) over trial set $\mathbf{p} \in \mathcal{D}^{trial}$ with model error by an added reaction term of $R = 0.001$, for $N = 2$ (left), $N = 6$ (right), and for $M = 8$ (top) and $M = 15$ (bottom). Randomly-chosen sensor locations. The lowest contour line shows 1% error.

We see significant improvement between $N = 2$ and $N = 6$, but smaller improvements when adding more data points. In this simple test, $M = 8$ is sufficient data for the PBDW system to approximate the state over the $N = 6$ Background functions, and adding more Update basis functions does not greatly improve the approximation, which we attribute to sensor placement.

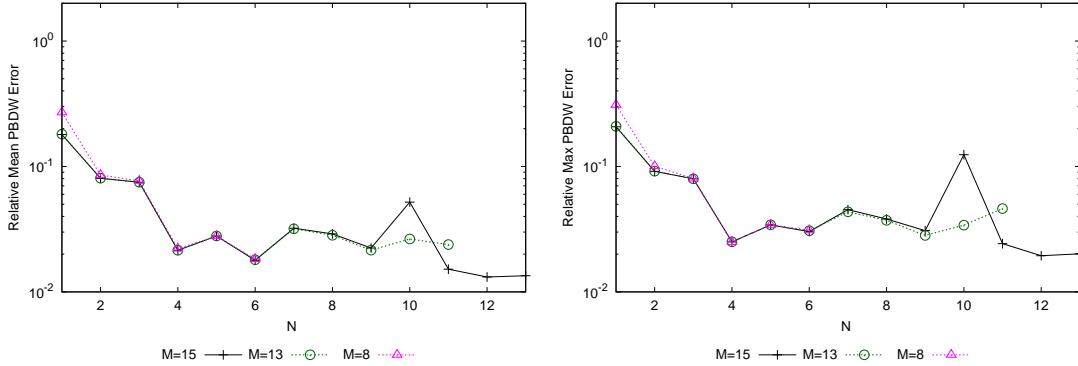


Figure 9: Relative mean (equation (24), left) and maximal (equation (25), right) PBDW approximation error in H^1 -norm as a function of Background RB dimension N , for various numbers of data points M , over $\mathbf{p} \in \mathcal{D}^{trial}$ with no model error. Randomly-chosen sensor locations.

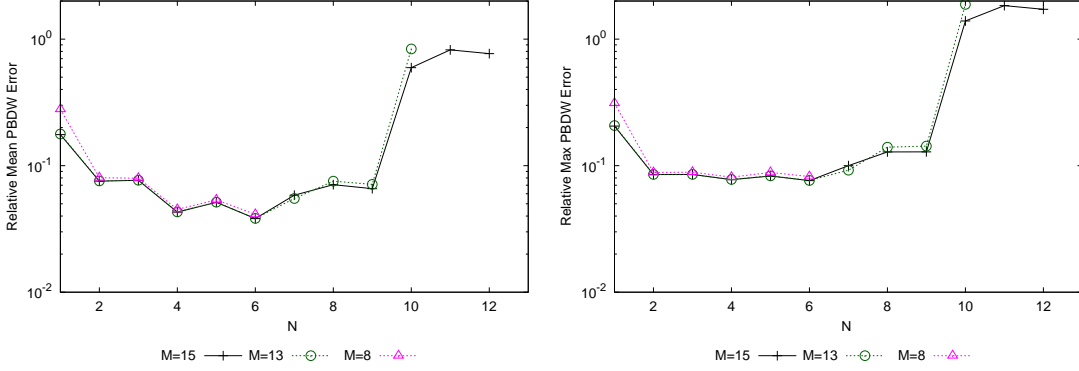


Figure 10: Relative mean (equation (24), left column) and maximal (equation (25), right column) PBDW approximation error in H^1 -norm as a function of Background RB dimension N , for various numbers of data points M , over $\mathbf{p} \in \mathcal{D}^{trial}$, model error with an added reaction term of $R = 0.001$. Randomly-chosen sensor locations.

We define mean and maximal PBDW approximation errors in the H^1 -norm:

$$Err_{mean}^{PBDW} = \frac{1}{Nb_{trial}} \sum_{i=1}^{Nb_{trial}} \frac{\|c^{trial}(\mathbf{p}_i) - c_{N,M}(\mathbf{p}_i)\|_{H^1}}{\|c^{trial}(\mathbf{p}_i)\|_{H^1}} \quad (24)$$

$$Err_{max}^{PBDW} = \text{MAX}_{\mathbf{p} \in \mathcal{D}^{trial}} \frac{\|c^{trial}(\mathbf{p}) - c_{N,M}(\mathbf{p})\|_{H^1}}{\|c^{trial}(\mathbf{p})\|_{H^1}} \quad (25)$$

In figures 9 and 10 we see relative mean and maximal error curves for the PBDW approximation with randomly sensor locations for two trial sets, showing of the quality of the PBDW state estimation in the H^1 norm, using randomly-chosen sensor locations. We can see that with no model error with $N = 6$ Background functions we achieve $\sim 2\%$ mean error (and $\sim 3\%$ maximal error on the worst trial solution), and $\sim 4\%$ (and under 8% maximal error on the worst trial solution) error with significant model error. We note that the non-monotone error curves are to be expected: there is no mathematical argument for strictly decreasing error, as the error depends not only on the best-fit of the PBDW approximation space, but also on the stability and conditioning of the system. We can observe that the instability for N approaching M (seen in the stability coefficient $\beta_{M,N}$ of equation (13)) has an amplified effect on the error in the case of more significant model error. This is consistent with equation (14).

In figures 11 and 12 we see relative mean and maximal error curves for the PBDW approximation with Greedy sensor locations for each of two trial sets. We can see that with no model error with $N = 6$ Background functions we achieve $\sim 1\%$ mean error (and under 3% maximal error on the worst trial solution), and $\sim 3\%$ error (and 6% maximal error on the worst trial solution) with significant model error. We note that we see more consistent error results for varying N -values, with fewer peaks in the error, as compared to sensors chosen randomly. We can attribute this to the increased stability and conditioning of the PBDW linear system. We also note that while we see only small improvement of the approximation error in the best case (of N - and M -values), we see global improvement with the Greedy sensors. We could thus draw the preliminary conclusion that the Greedy-placed sensors is no guarantee of improved precision in the PBDW approximation (here it depends on N - and M -values),

but seems to improve the stability of the system and consistency of the results, which would be a non-negligible advantage in the online stage when precise *a posteriori* error analysis is not feasible.

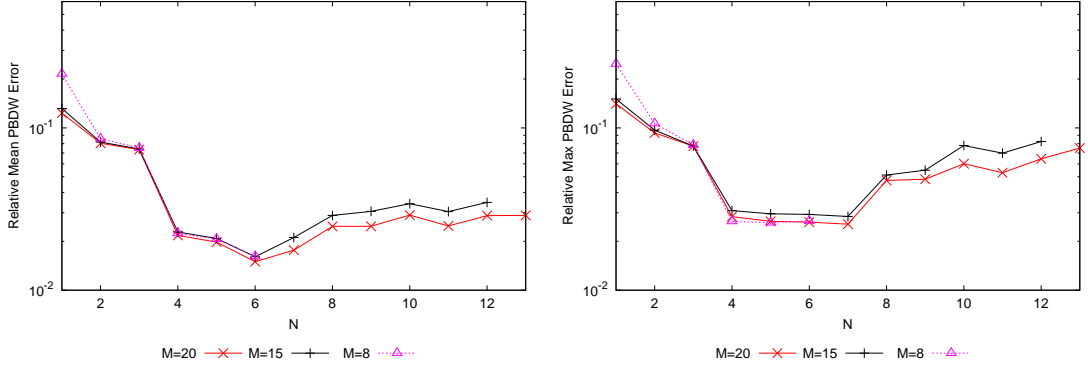


Figure 11: Relative mean (equation (24), left) and maximal (equation (25), right) PBDW approximation error in H^1 -norm as a function of Background RB dimension N for various numbers of data points M , over $\mathbf{p} \in \mathcal{D}^{trial}$ with no model error. Sensor locations chosen by a greedy procedure.

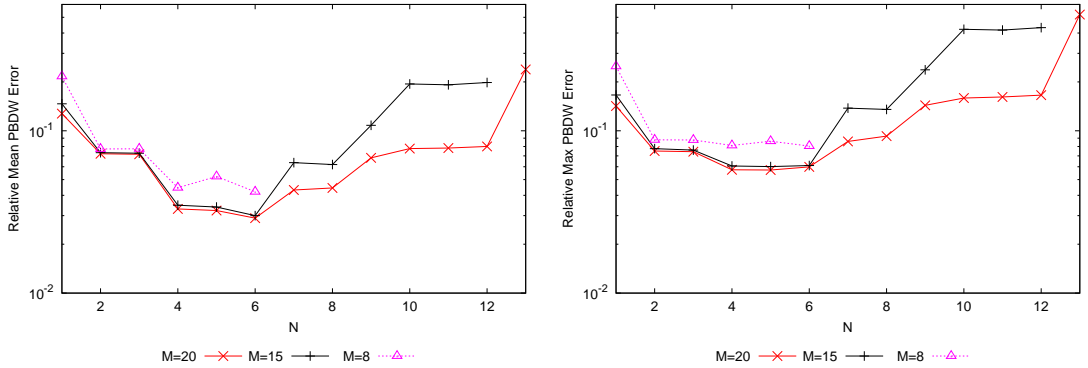


Figure 12: Relative mean (equation (24), left) and maximal (equation (25), right) PBDW approximation error in H^1 -norm as a function of Background RB dimension N for various numbers of data points M , over $\mathbf{p} \in \mathcal{D}^{trial}$, model error with an added reaction term of $R = 0.001$. Sensor locations chosen by a greedy procedure.

In figure 13 for Greedy sensors we see relative mean errors mapped over the domain in the case of no model error. Here we see a bit more improvement between $M = 8$ and $M = 15$, which can be attributed to better-placed sensors. However, the background space alone can represent these trial solutions, so as expected the most improvement is provided by N .

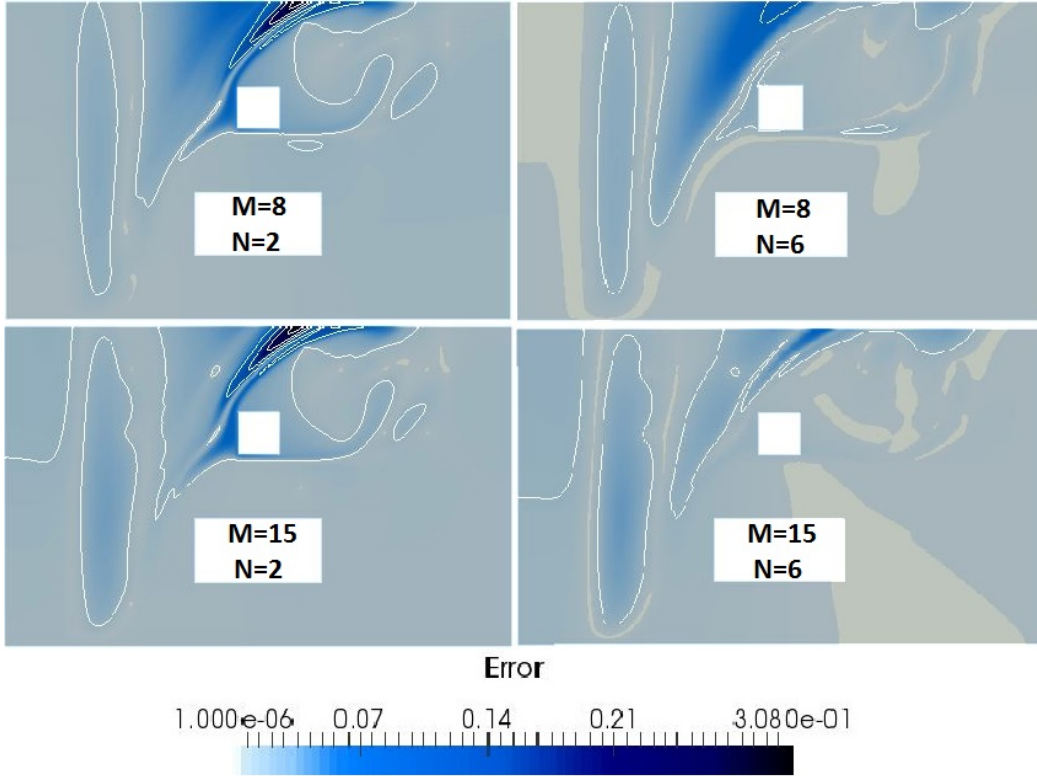


Figure 13: Relative mean pointwise PBDW approximation error maps, equation (23), for $N = 2$ (left), $N = 6$ (right), and for $M = 8$ (top) and $M = 13$ (bottom), over $\mathbf{p} \in \mathcal{D}^{trial}$ with no model error. The lowest contour line shows 1% error. Sensor locations chosen by a greedy procedure.

In figure 14 we consider Greedy sensors for the case of significant model error. Here we see more significant improvement with added data points. We again note that the correction by the Update basis functions can add non-physical error to the approximation, however this is generally of negligible order. Again we see significant improvement between $N = 2$ and $N = 6$. We see that with $N = 6$ and $M = 15$ the error is under 7% everywhere, and often under 1%. Compare to the corresponding case with randomly placed sensors, where the approaches and error surpasses 7% in a some areas.

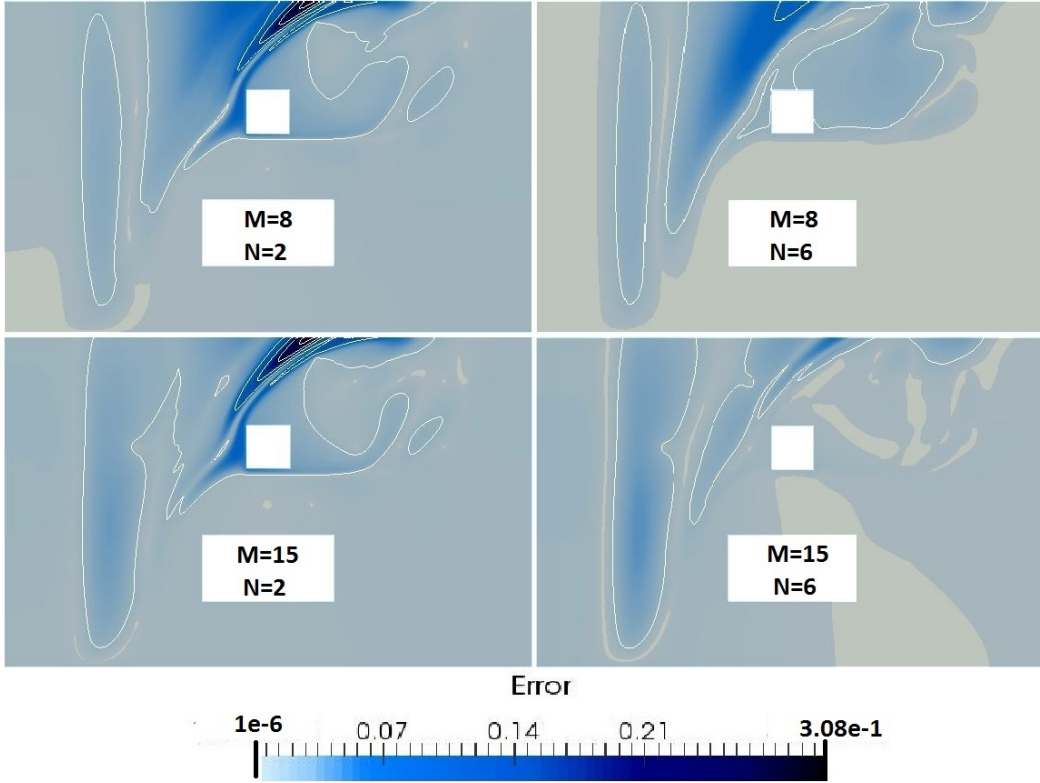


Figure 14: Relative mean pointwise PBDW approximation error maps, equation (23), for $N = 2$ (left), $N = 6$ (right), and for $M = 8$ (top) and $M = 13$ (bottom), over $\mathbf{p} \in \mathcal{D}^{trial}$ with model error by an added reaction term of $R = 0.001$. The lowest contour line shows 1% error. Sensor locations chosen by a greedy procedure.

In RBM applications it is often unnecessary to reconstruct the approximated solution over the full domain Ω ; instead the solution of some output value on the solution over a smaller domain of interest $\Omega_{out} \subset \Omega$ is approximated. This is highly compatible with air quality studies, as often the physical *quantity of interest* (QoI) is a concentration peak in an area or the average concentration over a period of time in an area. This renders RBMs much more advantageous (no online complexity is dependent on the mesh dimension \mathcal{N}_h). In this case study we considered the quantity of interest to be the average concentration over a subdomain of interest, which could represent, for example, a playground, and achieved greatly reduced computational times (seen in table 2) for equivalent precision.

In figure 15 we can see relative mean PBDW approximation errors and bounds over $\mathbf{p} \in \mathcal{D}^{trial}$, comparing a set without model error and a set with model error (an added reaction term of $R = 0.0001$). Plots show best-fit error from equation (20), PBDW approximation error (i.e. the left-hand-side of equation (14)), and an a priori error bound given by (the right-hand-side of) equation (14), all in relative mean with respect to $\|c^{trial}(\mathbf{p}_i)\|_{H^1(\Omega_{out})}$ over the trial set. We choose to fix the Background basis size at $N = 6$, as would be chosen in the online implementation of this study. We notice that in this case with N chosen well after offline study of results, the improvement by Greedy-placed sensors is less important, however we attribute this to the simplified case study.

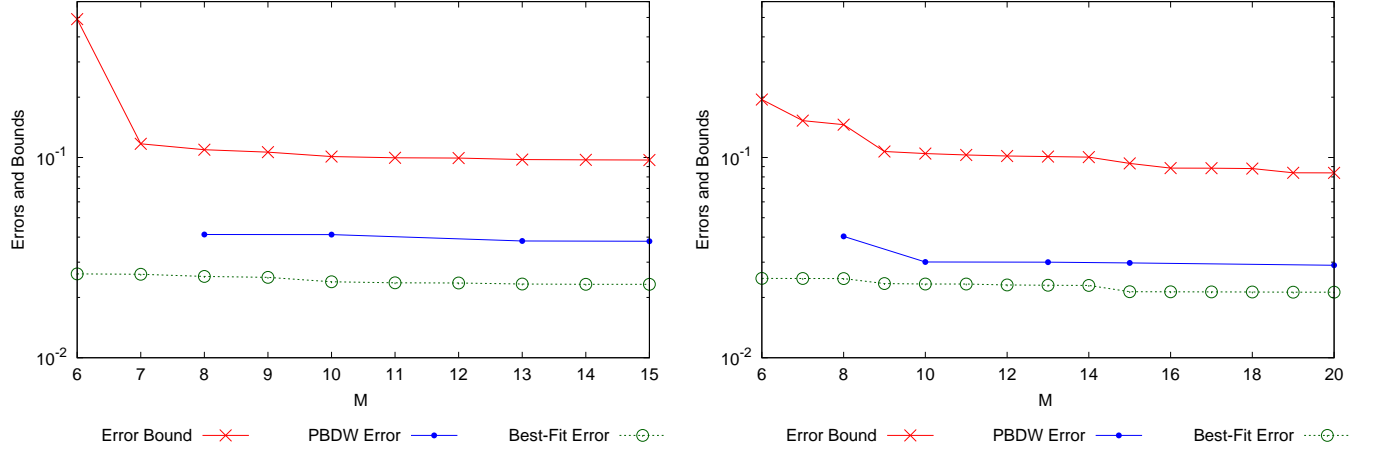


Figure 15: Relative mean PBDW results in H^1 -norm as a function of number of data points M for Background basis dimension $N = 6$. Error bound from equation (14), PBDW approximation error, and best fit error from equation (20), over $\mathbf{p} \in \mathcal{D}^{trial}$ with model error of $R = 0.001$. Randomly chosen sensors (left), and sensors chosen by Greedy (right).

5.2. Comparison of non-intrusive methods: PBDW or GEIM?

In this section we want to compare the results of the PBDW state estimation on this two-dimensional case study to those obtained by the GEIM interpolation method discussed in previous sections. The GEIM method is implemented with $M = N$, equal number of basis functions and data points. Below we can see the results of the two methods, both of which we implemented offline from the same set of training solutions and selection from the same sensor grid, and applied to the same set of 6 trial solutions of varying parameters and with added model error, described in section 5.1.

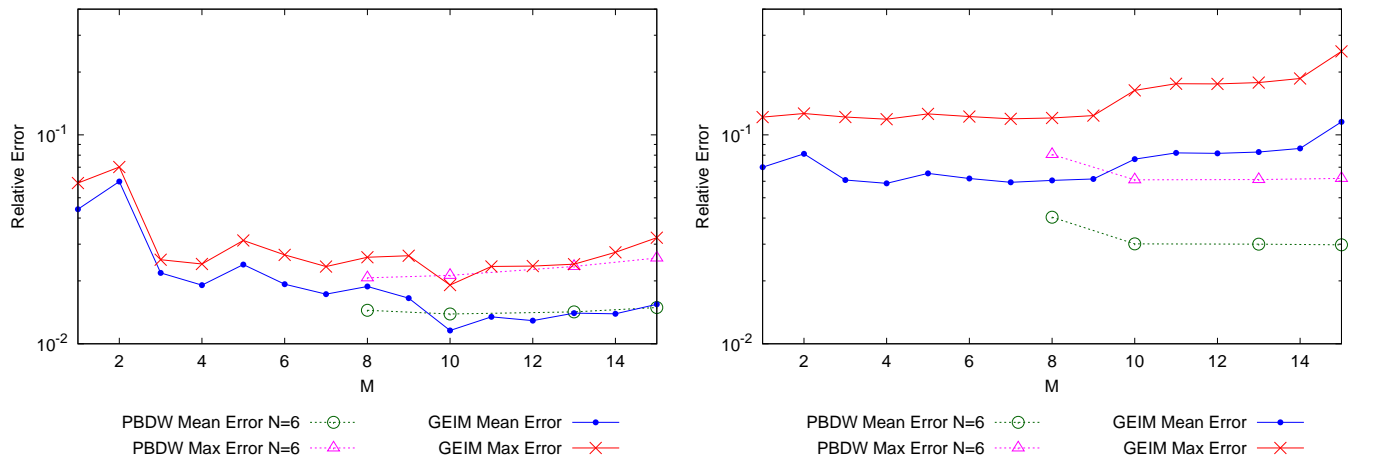


Figure 16: Relative mean and maximal PBDW H^1 -errors as a function of number of data points M for PBDW Background basis dimension $N = 6$, and GEIM H^1 interpolation errors as a function of $M = N$, over $\mathbf{p} \in \mathcal{D}^{trial}$. Model error by an added reaction term $R = 0.0001$ (left), and an added reaction term $R = 0.001$ (right). Greedy sensor set used in both methods.

We can see that the GEIM method performs similarly, and even surpasses for $M = 10$, to the PBDW method in the case of little model error. However in the case of significant model error and $M > 10$, the PBDW method provides a significantly better estimation. In this particular case study, we seem to have more consistent error results for varying M -values, and aspect that could be valuable in online studies without feasible *a posteriori* error analysis.

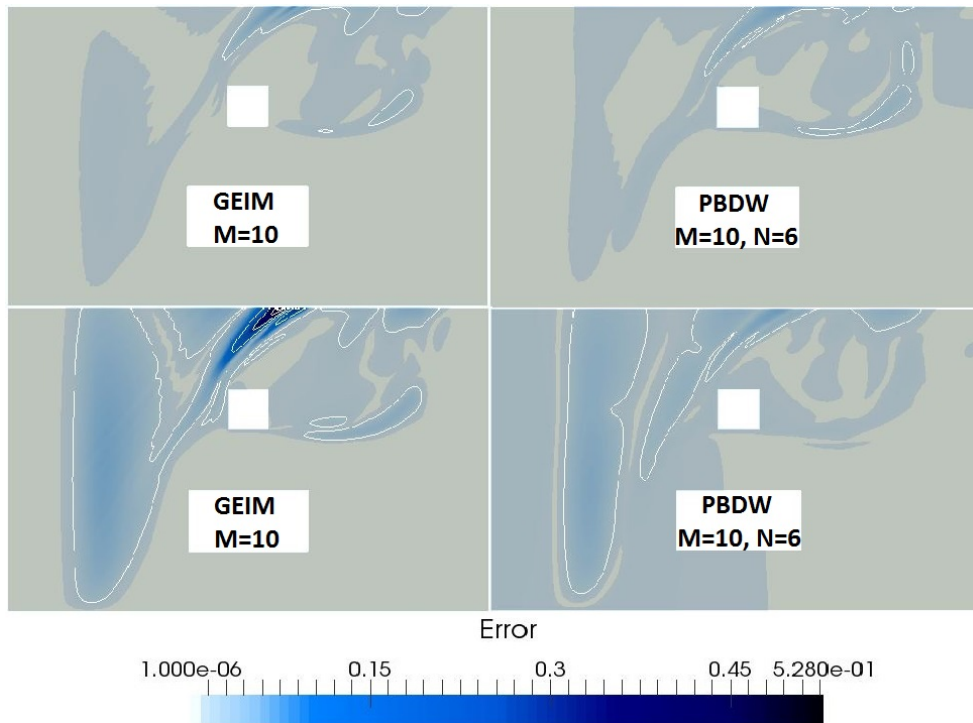


Figure 17: Relative mean pointwise GEIM (left) and PBDW (right) approximation error maps for $M = 10$ and $N = 6-M = 10$, respectively, over $\mathbf{p} \in \mathcal{D}^{trial}$. Model error of $R = 0.0001$ (top) and $R = 0.001$ (bottom). Mapping of the errors is truncated at 1×10^{-6} , and the lowest contour line shows 1% error.

In figure 17 we compare relative mean error maps for the GEIM and PBDW approximations over trial sets with little or significant model error. We consider the case of $M = 10$, the best case of the GEIM approximation according to figure 16. We can see similar results for little model error, with only a small region over 1% error in both approximations, while the GEIM approximation reduces a region of error with respect to the PBDW estimation. In the case of significant model error, however, we see a clear advantage in the PBDW estimation, with no peak near or above 15% and only a small misrepresentation of the source intensity.

In table 1 we see computational times for the classical FEM approximation of equation (1), with no data assimilation or model error correction.

¹In *Code_Saturne*, in order to treat the nonlinearity of the fluid problem, the steady-state solution is compute as the limit of a transient one, leading to an iterative procedure requiring sufficient solutions to reach a stabilized velocity field.

CPU Times	Best-knowledge State Estimation
	$\Omega : 125m \times 75m$
FEM-SUPG $c^{bk}(\mathbf{p})$ $\mathcal{N}_h \sim 323,000$	$7.4h^1 + 61s$ (fluid) (dispersion)

Table 1: Computational times of the standard FEM approximation of (the imperfect) equation (1), before applying any model order reduction or data assimilation techniques. Average over the set of trial solutions considered here.

In table 2 we compare computation times of the PBDW state estimation and GEIM approximation. Both of these methods rely on a training set of solutions to the best-knowledge problem, for which we set $N_{train} = 40$, requiring approximately $296.6h$ of calculations. After calculating the training set, the offline stage of the PBDW method, with $M = 10$ and $N = 6$, requires another 10.26 minutes, whereas the GEIM with $M = 10$ requires 42.7 minutes. Once the one-time offline stage has been completed, in the case of full reconstruction of the physical state the PBDW method requires a computational time of 10 times less than that needed to approximate a single direct best-knowledge dispersion solution, and even nearly 5000 times less if we recomputed a wind field. The GEIM method saves even a few more seconds, given the smaller linear system size. This is for the reconstruction of the concentration over the full domain, thus a finite element vector of dimension \mathcal{N}_h . We also compare computational times for the PBDW estimation and the GEIM approximation of an output quantity, considering the average pollution concentration over a $10m \times 20m$ subdomain Ω_{out} . In the case of a QoI, rendering full reconstruction of the physical state unnecessary, we see a reduction by nearly 30 times with respect to the already inexpensive full state estimate for the PBDW method. The GEIM method requires equivalent time to compute the QoI, leaving nearly negligible calculation times. These differences could be taken into consideration in the case of full reconstruction of the pollution field, along with the precision and peaks in error results when determining which MOR data assimilation method is most pertinent and advantageous to the application. However the improved model error correction provided by the PBDW method for relatively equivalent calculation times gives a clear advantage to PBDW state estimation.

CPU Times: Non-intrusive reduced order data assimilation	Online Stage (average CPU times)	
	State Estimate $c(\mathbf{p})$	Quantity of Interest $\ell_{out}(c(\mathbf{p}))$
	$\Omega : 125m \times 75m$	$\Omega_{out} : 20m \times 10m$
PBDW ($M = 10, N = 6$)	5.35s	0.18s
GEIM ($M = 10$)	3.32s	0.17s

Table 2: Computational times of the two MOR-data assimilation methods for state estimation over the full calculation domain and estimation of a quantity of interest (average concentration over a subdomain) during the online stage. Average over the set of trial solutions considered here.

6. Conclusions

In this paper we presented the PBDW state estimation method for non-intrusive real-time data assimilation, and give a first application in exterior air quality modeling. This method shows great promise for extension to more complicated case studies. We discussed the advantages of the PBDW method with respect to other data assimilation methods, such as inverse methods, and we discussed the importance of sensor placement, giving a possible method of improving data points based on the physical quantity to measure. We then presented the results of the PBDW state estimation in the case of a perfect \mathcal{P}^{bk} model (and thus only parametric variation), as well as the cases of an imperfect model. We found that in the case of significant model error the PBDW method was able to approximate the physical state with an overall error of $\sim 3\%$ and no more than 15% peaks.

When compared to the GEIM approximation, results were similar between the two methods with little model error, but the PBDW methods proves advantageous in the case of significant model error. Computational times of the two reduction methods are similar, however the GEIM does have the slight advantage of a smaller linear system. This advantage is outweighed however by the PBDW's improved ability to correct model error. An important conclusion of this paper is that the definition using (19) of the properly scaled Riesz representation in (8) greatly affects the ability of the PBDW to correct model error.

We aimed in this study to demonstrate the feasibility of RBMs in the context of air quality data assimilation and modeling, and the ability of the PBDW to contribute to the use of parameterized PDE models for air quality by reducing computational costs and accounting for unmodeled physics. The results presented above are encouraging, and show that this method may prove very useful in larger-scale air quality studies, if adapted and implemented properly for the case of study.

Appendix A. Greedy Algorithm

Algorithm 1 : Weak Greedy algorithm to construct \mathcal{Z}^N

1: **Initialization:** GIVEN

$$\Xi_{test} = (\mathbf{p}_1, \dots, \mathbf{p}_{n_{train}}) \in \mathcal{D}^{n_{train}}, n_{train} \gg 1$$

2: CHOOSE RANDOMLY $\mathbf{p}_1 \in \mathcal{D}$

3: SET $S_1 = \{\mathbf{p}_1\}$ and $\mathcal{X}_h^1 = \text{span}(c_h^{bk}(\mathbf{p}_1))$.

4: **for** $N = 2$ to N_{max} **do**

$$5: \quad \mathbf{p}_N = \underset{\mathbf{p} \in \Xi_{test}}{\operatorname{argmax}} \frac{\|c_h^{bk}(\mathbf{p}) - P_{N-1}c_h^{bk}(\mathbf{p})\|_{H^1}}{\|c_h^{bk}(\mathbf{p})\|_{H^1}}$$

(where P_{N-1} is the H^1 -orthogonal projection operator from \mathcal{X}_h into \mathcal{X}_h^{N-1})

6: $S_N = S_{N-1} \cup \mathbf{p}_N$

7: $\mathcal{X}_h^N = \mathcal{X}_h^{N-1} + \text{span}(c_h^{bk}(\mathbf{p}_N))$

8: **end for**

- [1] W. H. Organization, Ambient air pollution: A global assessment of exposure and burden of disease, Tech. rep. (2016).
- [2] Y. Zhang, M. Bocquet, V. Mallet, C. Seigneur, A. Baklanov, Real-time air quality forecasting, part I: History, techniques, and current status, Atmospheric Environment 60 (2012) 632–655.
- [3] B. Sportisse, Fundamentals in Air Pollution, Springer Netherlands, Dordrecht, 2010.
- [4] J. Hu, H. Zhang, S.-H. Chen, C. Wiedinmyer, F. Vandenberghe, Q. Ying, M. J. Kleeman, Predicting Primary PM_{2.5} and PM_{0.1} Trace Composition for Epidemiological Studies in California, Environmental Science & Technology 48 (9) (2014) 4971–4979.
- [5] F. Deutsch, C. Mensink, J. Vanerkom, L. Janssen, Application and validation of a comprehensive model for PM₁₀ and PM_{2.5} concentrations in Belgium and Europe, Applied Mathematical Modelling 32 (8) (2008) 1501–1510.
- [6] C. Yuan, E. Ng, L. K. Norford, Improving air quality in high-density cities by understanding the relationship between air pollutant dispersion and urban morphologies, Building and Environment 71 (2014) 245–258.
- [7] P. Gousseau, B. Blocken, T. Stathopoulos, G. van Heijst, CFD simulation of near-field pollutant dispersion on a high-resolution grid: A case study by LES and RANS for a building group in downtown Montreal, Atmospheric Environment 45 (2) (2011) 428–438.
- [8] A. Nassiopoulou, F. Bourquin, Fast three-dimensional temperature reconstruction, Computer Methods in Applied Mechanics and Engineering 199 (49) (2010) 3169–3178.

- [9] J. Waeytens, P. Chatellier, F. Bourquin, Inverse computational fluid dynamics: Influence of discretization and model errors on flows in water network including junctions, *Journal of Fluids Engineering* 139 (5) (2017) 051402–051402–10.
- [10] A. Sandu, D. N. Daescu, G. R. Carmichael, T. Chai, Adjoint sensitivity analysis of regional air quality models, *Journal of Computational Physics* 204 (1) (2005) 222–252.
- [11] F. Chinesta, P. Ladeveze, E. Cueto, A Short Review on Model Order Reduction Based on Proper Generalized Decomposition, *Archives of Computational Methods in Engineering* 18 (4) (2011) 395–404.
- [12] A. Dumon, C. Allery, A. Ammar, Proper general decomposition (PGD) for the resolution of Navier-Stokes equations, *Journal of Computational Physics* 230 (4) (2011) 1387–1407.
- [13] C. Prud’homme, D. V. Rovas, K. Veroy, L. Machiels, Y. Maday, A. T. Patera, G. Turinici, Reliable real-time solution of parametrized partial differential equations: Reduced-basis output bound methods, *Journal of Fluids Engineering* 124 (1) (2002) 70–80.
- [14] T. Lassila, A. Manzoni, A. Quarteroni, G. Rozza, A reduced computational and geometrical framework for inverse problems in hemodynamics, *International journal for numerical methods in biomedical engineering* 29 (7) (2013) 741–776.
- [15] F. Negri, G. Rozza, A. Manzoni, A. Quarteroni, Reduced basis method for parametrized elliptic optimal control problems, *SIAM Journal on Scientific Computing* 35 (5) (2013) A2316–A2340.
- [16] E. Bader, M. Karcher, M. A. Grepl, K. Veroy, Certified Reduced Basis Methods for Parametrized Distributed Elliptic Optimal Control Problems with Control Constraints, *SIAM Journal on Scientific Computing* 38 (6) (2016) A3921–A3946.
- [17] A. Quarteroni, G. Rozza, A. Quaini, Reduced basis methods for optimal control of advection-diffusion problems, in: *Advances in Numerical Mathematics*, RAS and University of Houston, 2007.
- [18] L. Dedè, Reduced basis method and error estimation for parametrized optimal control problems with control constraints, *Journal of Scientific Computing* 50 (2) (2012) 287–305.
- [19] M. Karcher, S. Boyaval, M. Grepl, K. Veroy, Reduced basis approximation and a posteriori error bounds for 4D-Var data assimilation (2017).
- [20] Y. Maday, O. Mula, A. T. Patera, M. Yano, The Generalized Empirical Interpolation Method: Stability theory on Hilbert spaces with an application to the Stokes equation, *Computer Methods in Applied Mechanics and Engineering* 287 (2015) 310–334.
- [21] Y. Maday, O. Mula, A generalized empirical interpolation method: application of reduced basis techniques to data assimilation, in: *Analysis and numerics of partial differential equations*, Springer, 2013, pp. 221–235.

- [22] Y. Maday, A. T. Patera, J. D. Penn, M. Yano, A parameterized-background data-weak approach to variational data assimilation: formulation, analysis, and application to acoustics, *Int. J. Numer. Meth. Engng* 102 (5) (2015) 933–965.
- [23] Y. Maday, A. Patera, J. Penn, M. Yano, PBDW state estimation: Noisy observations; configuration-adaptive background spaces; physical interpretations., *Proceedings SMAI CANUM 2014, Carry-le-Rouet, France*, in *ESAIM: Proceedings and Surveys*.
- [24] F. Archambeau, N. Mehitoua, M. Sakiz, Code Saturne: a Finite Volume Code for the Computation of Turbulent Incompressible flows *Int. J. Finite Volumes*, Electronical edition: <http://averoes.math.univ-paris13.fr/html>.
- [25] F. Hecht, New development in FreeFem++, *Journal of numerical mathematics* 20 (3-4) (2012) 251–266.
- [26] T. J. Hughes, A. Brooks, A multidimensional upwind scheme with no crosswind diffusion, *Finite element methods for convection dominated flows* 34 (1979) 19–35.
- [27] A. N. Brooks, T. J. R. Hughes, Streamline upwind/Petrov-Galerkin formulations for convection dominated flows with particular emphasis on the incompressible Navier-Stokes equations, *Computer Methods in Applied Mechanics and Engineering* 32 (1) (1982) 199–259.
- [28] A. Kolmogoroff, Uber die beste Annaherung von Funktionen einer gegebenen Funktionenklasse, *Annals of Mathematics* (1936) 107–110.
- [29] A. Cohen, R. Devore, Kolmogorov widths under holomorphic mappings, *IMA Journal of Numerical Analysis* 36 (1) (2016) 1–12.
- [30] P. Binev, A. Cohen, W. Dahmen, R. DeVore, G. Petrova, P. Wojtaszczyk, Convergence Rates for Greedy Algorithms in Reduced Basis Methods, *SIAM J. Math. Anal.* 43 (3) (2011) 1457–1472. doi:10.1137/100795772.
- [31] T. Taddei, Model order reduction methods for data assimilation; state estimation and structural health monitoring, Ph.D. thesis, Massachusetts Institute of Technology (2016).