



HAL
open science

Semidiurnal thermal tides in asynchronously rotating hot Jupiters

P. Auclair-Desrotour, J. Leconte

► **To cite this version:**

P. Auclair-Desrotour, J. Leconte. Semidiurnal thermal tides in asynchronously rotating hot Jupiters. *Astronomy and Astrophysics - A&A*, 2018, 613, pp.A45. 10.1051/0004-6361/201731683. hal-01695101

HAL Id: hal-01695101

<https://hal.science/hal-01695101v1>

Submitted on 11 Nov 2020

HAL is a multi-disciplinary open access archive for the deposit and dissemination of scientific research documents, whether they are published or not. The documents may come from teaching and research institutions in France or abroad, or from public or private research centers.

L'archive ouverte pluridisciplinaire **HAL**, est destinée au dépôt et à la diffusion de documents scientifiques de niveau recherche, publiés ou non, émanant des établissements d'enseignement et de recherche français ou étrangers, des laboratoires publics ou privés.

Semidiurnal thermal tides in asynchronously rotating hot Jupiters

P. Auclair-Desrotour and J. Leconte

Laboratoire d'Astrophysique de Bordeaux, Univ. Bordeaux, CNRS, B18N, allée Geoffroy Saint-Hilaire, 33615 Pessac, France
e-mail: pierre.auclair-desrotour@u-bordeaux.fr, jeremy.leconte@u-bordeaux.fr

Received 31 July 2017 / Accepted 21 January 2018

ABSTRACT

Context. Thermal tides can torque the atmosphere of hot Jupiters into asynchronous rotation, while these planets are usually assumed to be locked into spin-orbit synchronization with their host star.

Aims. In this work, our goal is to characterize the tidal response of a rotating hot Jupiter to the tidal semidiurnal thermal forcing of its host star by identifying the structure of tidal waves responsible for variation of mass distribution, their dependence on the tidal frequency, and their ability to generate strong zonal flows.

Methods. We develop an ab initio global modelling that generalizes the early approach of Arras & Socrates (2010, ApJ, 714, 1) to rotating and non-adiabatic planets. We analytically derive the torque exerted on the body and the associated timescales of evolution, as well as the equilibrium tidal response of the atmosphere in the zero-frequency limit. Finally, we numerically integrate the equations of thermal tides for three cases, including dissipation and rotation step by step.

Results. The resonances associated with tidally generated gravito-inertial waves significantly amplify the resulting tidal torque in the range 1–30 days. This torque can globally drive the atmosphere into asynchronous rotation, as its sign depends on the tidal frequency. The resonant behaviour of the tidal response is enhanced by rotation, which couples the forcing to several Hough modes in the general case, while the radiative cooling tends to regularize it and diminish its amplitude.

Key words. hydrodynamics – planet-star interactions – waves – planets and satellites: atmospheres – planets and satellites: gaseous planets

1. Introduction

Modelling the general circulation of hot Jupiters is a key element in observationally constraining their properties (temperature structure, day-night heat transport, circulation regime). In particular, it allows to establish a link between these properties and the Doppler shift in the transmission spectra of the planets that can be measured in orbital phase curves of secondary eclipses (e.g. Rauscher & Kempton 2014). Because of their proximity to their host star, hot Jupiters orbiting circularly are generally assumed to be locked into spin-orbit synchronous rotation, meaning that their rotation rate is exactly equal to their orbital frequency (see Showman et al. 2015, and references therein). The argument invoked for this assumption is the mechanism of gravitational tides, which torques the planet towards this state of equilibrium. Given the strength of the tidal torque, the timescale associated with this evolution (a few million years, see Showman & Guillot 2002; Ogilvie & Lin 2004) is short compared to that associated with the evolution of the planetary system. Thus, tidal forces should lock the planet into synchronous rotation before they circularize its orbit (e.g. Rasio et al. 1996). However, other arguments have been given in recent works in favour of an asynchronous rotation, leading some authors to consider this configuration (e.g., Showman et al. 2009, 2015; Rauscher & Kempton 2014; Tsai et al. 2014).

These arguments invoke the transport of angular momentum between the planet's orbit and its atmosphere or interior (Showman & Guillot (2002), the forcing of a fast super-rotating equatorial jet in the atmosphere by the strong day-night heating

contrast (Showman et al. 2015), and the ability of thermal tides to generate asynchronous zonal flows (Gu & Ogilvie 2009; Arras & Socrates 2010). This latter mechanism was first introduced by Gold & Soter (1969) through an ad hoc approach to explain the locking of Venus at the observed retrograde rotation rate. It results from the incoming stellar flux, which submits the atmosphere to a day-night periodic forcing. This forcing, like the tidal gravitational potential, generates density fluctuations leading to a global variation of mass distribution. The tidal torque induced by thermal tides can be in opposition with that induced by the gravitational forcing. In this case, the rotation of Venus-like planets evolves toward the asynchronous state of equilibrium where solid and atmospheric tidal torques compensate each other exactly (see Ingersoll & Dobrovolskis 1978; Dobrovolskis & Ingersoll 1980; Correia & Laskar 2001, 2003; Auclair-Desrotour et al. 2017b). These arguments have recently been reinforced by results obtained with ab initio models showing that the internal structure of the fluid layer and timescale associated with dissipative processes directly affect its tidal response (Leconte et al. 2015; Auclair-Desrotour et al. 2017a).

However, as discussed by Gu & Ogilvie (2009), there is no solid surface in hot Jupiters to support the load of a mass surplus in the atmosphere of the planet as in telluric Venus-like planets. As a consequence, it would seem that no net tidal bulge could appear and the tidal torque exerted on the atmosphere should be negligible. This seems to be at odds with the conclusions of Arras & Socrates (2010) about semidiurnal thermal tides, who argue for a strong amplification of the tidal torque in the range of forcing periods 1–30 days due to the

propagation of resonant internal waves (see also Lubow et al. 1997). In this early work, the dynamical effect of rotation of the planet was ignored, although it is directly related to the forcing frequency. Similarly, dissipative processes such as radiative cooling were not taken into account although they dissipate the energy of tidally generated gravity modes (Terquem et al. 1998). Thus, we propose here to revisit the study by Arras & Socrates (2010) by using a similar ab initio global modelling. In this linear approach, we include both the coupling induced by rotation between excited tidal modes and the tidal forcing, and the dissipation resulting from radiative/diffusive cooling, which is modeled by a Newtonian cooling. We aim at (1) clarifying the internal structure of the tidal response by identifying dominating modes, their characteristics and their behaviour; (2) quantifying the order of magnitude of timescales associated with the forcing of zonal-mean flows by the semidiurnal thermal tide; and (3) characterizing how the rotation and radiative cooling affect the thermal tidal response and the resulting tidal torque.

Hence, in Sect. 2, we detail the physical setup of the model, establish the equations describing the structure of forced tidal waves, and discuss the used boundary conditions and gravitational and thermal tidal forcings. In Sect. 3, the expressions of the tidal torques and quadrupoles are given, and the associated evolution timescales introduced. Then, in Sect. 4, we compute the tidal response of the planet due to the thermal component and the associated evolution timescales in three cases: (a) in a static and adiabatic planet (case treated by Arras & Socrates 2010), (b) in a static planet with radiative cooling, and (c) in a rotating planet with radiative cooling. We show that a resonant behaviour can arise from the reflection of gravity waves on the boundaries of the stably stratified radiative zone. The radiative cooling tends to attenuate the amplitude of the response, while rotation increases it in the zero-frequency limit. In Sect. 5, we compute the frequency spectra of the total tidal torque in the above three cases. In the static case, we reproduce the results previously obtained by Arras & Socrates (2010) and show that rotation amplifies the resonant behaviour of the tidal response. Synchronization timescales associated with the gravitational and thermal tidal components are computed in Sect. 6. We finally discuss the consequences of thermal tides on zonal-flows and the used approximations in Sect. 7, and give our conclusions in Sect. 8.

2. Tidal waves dynamics

In this section, we establish the equations describing the tidal response of a rotating Jupiter submitted to both gravitational and thermal forcings. Thermal tides have been examined before in different ways (Gu & Ogilvie 2009; Arras & Socrates 2010; Leconte et al. 2015). Here, we use the formalism developed by Auclair-Desrotour et al. (2017a) with the physical setup of Arras & Socrates (2010).

2.1. Physical setup and background distributions

We consider a Jovian planet of mass M_p and radius R_p , rotating on itself at the spin angular velocity Ω , and orbiting its host star at the dynamical frequency n_{orb} . In order to avoid mathematical complications related to internal circulation, we assume in this study that the planet is in uniform rotation (this simplification is discussed in Sect. 7). The associated co-rotating reference frame centred on the centre of inertia of the body is denoted $\mathcal{R}_E: \{O, X_E, Y_E, Z_E\}$, where $Z_E = \Omega / |\Omega|$, Ω being

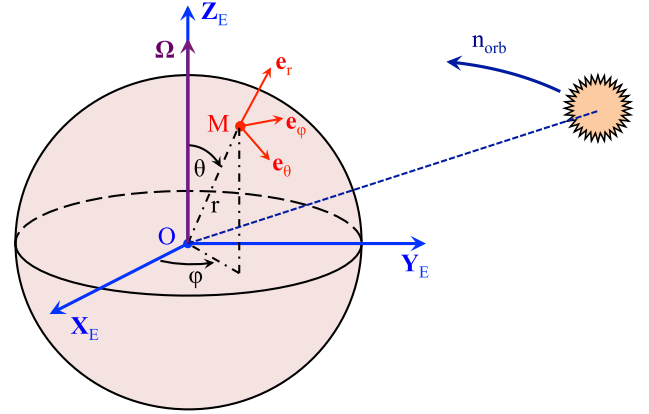


Fig. 1. Reference frames and systems of coordinates. The notations Ω and n_{orb} designate the rotation vector and the orbital angular velocity respectively.

the rotation vector of the planet, and X_E and Y_E designate two directions of the equatorial plane. To locate a point M of the planet, we use the spherical vectorial basis $(e_r, e_\theta, e_\varphi)$ and coordinates (r, θ, φ) , which refer to the radius, the colatitude, and the longitude, respectively (see Fig. 1). Hence, the position vector is expressed as $r = r e_r$.

The internal structure of the planet is defined by spatial distributions of pressure p_0 , density ρ_0 , and gravity g . To simplify it, we ignore day-night temperature gradients and the effect of the centrifugal acceleration. This approximation is appropriate provided that $\Omega \ll \Omega_c$, $\Omega_c = \sqrt{g/r}$ being the critical Keplerian angular velocity. The equation of hydrostatic balance is written

$$\frac{d^2 p_0}{dr^2} + \left[\frac{2}{r} - \left(\frac{d \ln \rho_0}{d p_0} \right) \frac{d p_0}{dr} \right] \frac{d p_0}{dr} + 4\pi \mathcal{G} \rho_0^2 = 0, \quad (1)$$

the parameter \mathcal{G} standing for the gravitational constant. Considering that the planet is basically composed of a deep convective envelope and a superficial, stably stratified atmosphere, we adopt the equation of state proposed by Arras & Socrates (2010) to fully characterize the internal structure. This equation writes

$$\rho_0(p_0) = e^{-p_0/p_b} \left(\frac{p_0}{a^2} \right) + (1 - e^{-p_0/p_b}) \left(\frac{p_0}{K_c} \right)^{\Gamma_1}, \quad (2)$$

where we have introduced the adiabatic exponent $\Gamma_1 = (\partial \ln p_0 / \partial \ln \rho_0)_S$ (the index S referring to specific macroscopic entropy), the pressure at the base of the stably stratified layer p_b , the characteristic pressure specifying the entropy of the core $K_c = GR_p^2$, and the isothermal sound speed of the envelope $a = (p_b K_c)^{1/4}$. The transition between the two layers thus occurs at $p = p_b$. Equation (1) is then integrated upward using a Runge-Kutta scheme of the fourth order with the regularity condition $d p_0 / dr = 0$ at $r = 0$. We deduce from the gravity profile the profile of mass contained within the sphere of radius r , expressed as

$$M(r) = 4\pi \int_0^r r'^2 \rho_0(r') dr'. \quad (3)$$

Hence, the pressure at the centre of the planet is iterated to make M converge toward M_p at the upper limit, denoted R_c . We note that R_c determines the pressure level at the upper limit of the atmosphere. It differs from R_p , which is the photospheric radius

of the planet, and can be arbitrarily chosen as soon as $R_c > R_p$. In this work, we set $R_c = 1.01 R_p$ in order to have $p_0(R_c)/p_\star < 10^{-6}$ and avoid side effects at the upper boundary.

Other background distributions are deduced straightforwardly from p_0 , ρ_0 and g . The vertical profiles of pressure height and sound velocity are expressed as

$$H = \frac{p_0}{g\rho_0} \quad \text{and} \quad c_s = \sqrt{\frac{\Gamma_1 p_0}{\rho_0}}. \quad (4)$$

The stratification of the fluid with respect to convection is characterized by the Brunt-Väisälä frequency N , defined by

$$N^2 = -g \left[\frac{d \ln \rho_0}{dr} - \frac{1}{\Gamma_1} \frac{d \ln p_0}{dr} \right]. \quad (5)$$

Finally, we assume that the fluid is a perfect gas uniform in composition, of molar mass M_g and specific gas constant $\mathcal{R}_s = \mathcal{R}_{GP}/M_g$, the notation \mathcal{R}_{GP} referring to the perfect gas constant. Denoting $\kappa = (\Gamma_1 - 1)/\Gamma_1$, we get the background profiles of temperature and heat capacity per unit mass,

$$T_0 = \frac{gH}{\mathcal{R}_s} \quad \text{and} \quad C_p = \frac{\mathcal{R}_s}{\kappa}. \quad (6)$$

In this work, following [Lindzen & McKenzie \(1967\)](#); see also [Dickinson & Geller 1968](#)), we take into account the effect of internal dissipation on tidal waves by using a Newtonian cooling, that is, by considering that the local thermal losses J_d due to radiative and diffusive processes are proportional to the temperature variation ΔT . As demonstrated by [Iro et al. \(2005\)](#) with numerical simulations in the case HD 209458b, this approach is justified if $\Delta T/T_0$ does not exceed 5%, which corresponds well to the framework of our linear modelling. The local dissipated power per unit mass can thus be written

$$J_d = C_p \sigma_0 \Delta T, \quad (7)$$

where σ_0 designates the effective radiative frequency associated with diffusion and radiation. This parameter is the reciprocal of the thermal timescale τ_0 . The tidal response does not depend much on the vertical profile of τ_0 . However, it depends on its order of magnitude in the region where the stellar heating is absorbed, typically around the p_\star pressure level. Therefore, to set τ_0 , we choose to use the vertical profile computed numerically by [Iro et al. \(2005\)](#) in the case of HD 209458b using an advanced model of thermal transfers (see Fig. 4 in their article). This profile shows two tendencies: $\tau_0 \propto p_0^{1/2}$ for $p_0 \lesssim p_\star$ and $\tau_0 \propto p_0^2$ for $p_0 \gtrsim p_\star$. We thus approximate it by the empirical scaling law

$$\tau_0 = \frac{\tau_\star}{2} \left[\left(\frac{p_0}{p_\star} \right)^{\frac{1}{2}} + \left(\frac{p_0}{p_\star} \right)^2 \right], \quad (8)$$

the parameter τ_\star standing for the radiative time at the base of the heated layer, at the characteristic pressure p_\star ($\tau_\star \sim 1$ -10 days and $p_\star \approx 1$ bar in the case of HD 209458b, see [Showman & Guillot 2002](#); [Cho et al. 2003](#); [Iro et al. 2005](#)). This modelling mimics the two regimes of thermal time, with a transition occurring at $p_0 \sim p_\star$. For $p_0 < p_\star$, τ_0 increases slowly with pressure. Below the p_\star -level, pressure broadening increases the opacity rapidly. As a consequence, the effect of radiative cooling becomes negligible. Introducing $\sigma_\star = 2\pi/\tau_\star$, we define the

radiative frequency as

$$\sigma_0 = 2\sigma_\star \left[\left(\frac{p_0}{p_\star} \right)^{\frac{1}{2}} + \left(\frac{p_0}{p_\star} \right)^2 \right]^{-1}. \quad (9)$$

In the following, τ_\star is used as a control parameter to specify the efficiency of the radiative cooling, the $\tau_\star = +\infty$ limit corresponding to the adiabatic case.

As the thermal forcing generating thermal tides is absorbed in the upper layers of the atmosphere (in the case of HD 209458b, 99.99% of the incoming stellar flux is absorbed before reaching the 7 bar level, see [Iro et al. 2005](#)), the tidal perturbation mainly affects the stably stratified region. Therefore, it is convenient to choose as radial coordinate the reduced altitude defined by

$$x = \int_0^r \frac{dr'}{H(r')}, \quad (10)$$

rather than the radius r ([Chapman & Lindzen 1970](#)). Indeed, this change of coordinates expands the domain of the stably stratified atmosphere (see [Ioannou & Lindzen 1993a,b, 1994](#), for gravitational atmospheric tides in Jovian planets), which allows us to increase the vertical resolution in this region. Another way to expand the heated radiative zone would be to choose the optical depth z_{op} measured from $r = +\infty$ as radial coordinate, as done by [Gu & Ogilvie \(2009\)](#). With this coordinate, the upper limit of the atmosphere corresponds to $z_{op} = 0$ and the centre of the planet to $z_{op} = +\infty$.

In order to compare our results to those obtained previously by [Arras & Socrates \(2010\)](#), we use the same values of physical parameters. Hence, denoting M_J and R_J the Jupiter's mass and radius, we set the mass and radius of the planet to $M_p = 0.7 M_J$ and $R_p = 1.27 R_J$, the core compressibility to $K_c = GR_J^2$, the adiabatic exponent to $\Gamma_1 = 1.4$, the pressure at the base of the radiative atmosphere to $p_b = 100$ bar and the pressure at the base of the heated layer to $p_\star = 1$ bar. The corresponding background profiles are plotted in Fig. 2 as functions of r (left panel) and x (right panel) with $\tau_\star = 1$ day. By comparing the two plots, we observe that the proportion of the vertical domain occupied by the stably stratified atmosphere ($N^2 \neq 0$) switches from a few percents with r to almost a half of the total domain with x , as mentioned above. The base of the stably stratified layer thus corresponds approximately to $x = 11$.

2.2. Structure and regimes of tidal waves

To establish the structure of tidal waves, we summarize the main lines of the formalism detailed in [Auclair-Desrotour et al. \(2017a\)](#). The planet is submitted to the tidal gravitational and thermal forcings of its host star. The gravitational forcing is due to the tidal gravitational potential U , such that the tidal force is defined by $\mathbf{F} = \nabla U$ (we follow the convention of [Zahn 1966](#)), and the tidal heating to the heat power per unit mass J . These forcings generate tidal winds of velocity $V = (V_r, V_\theta, V_\varphi)$ as well as fluctuations of pressure (δp), density ($\delta \rho$) and temperature (δT), which are assumed to be small compared to background quantities in this linear approach. Thus, conserving only terms of the first order in V , δp , $\delta \rho$ and δT and neglecting the fluctuations of the self-gravitational potential (this is the so-called Cowling approximation, see [Cowling 1941](#)), we write the momentum equation ([Auclair-Desrotour et al. 2017a](#))

$$\partial_t V + 2\mathbf{\Omega} \times V = -\frac{1}{\rho_0} \nabla \delta p - \frac{g}{\rho_0} \delta \rho e_r + \nabla U, \quad (11)$$

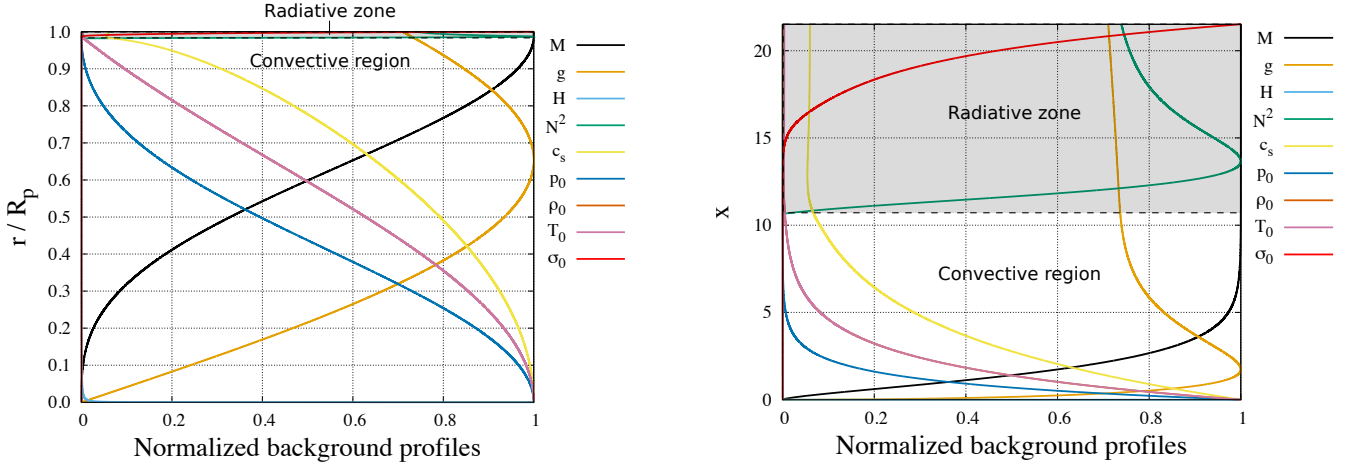


Fig. 2. Background profiles normalized by their maxima as functions of the normalized radius r/R_p (left panel) and of the pressure altitude x (right panel). Values of parameters are those given in Sect. 2.1, that is $M_p = 0.7M_J$, $R_p = 1.27R_J$, $K_c = GR_J^2$, $\Gamma_1 = 1.4$, $p_b = 100$ bar, $p_\star = 1$ bar and $\tau_\star = 1$ day. The grey (white) area corresponds to the radiative (convective) region.

where t designates the time and $\partial_X = \partial/\partial x$ the partial derivative along the X coordinate. The dynamics are completed by the equation of mass conservation,

$$\partial_t \delta \rho + \nabla \cdot (\rho_0 V) = 0, \quad (12)$$

the equation of energy,

$$\frac{1}{\rho_0} \left(\frac{1}{c_s^2} \partial_t \delta p - \partial_t \delta \rho \right) + \frac{N^2}{g} V_r = \frac{1}{T_0} \left(\frac{J}{C_p} - \sigma_0 \delta T \right), \quad (13)$$

and the equation of perfect gas,

$$\frac{\delta p}{\rho_0} = \frac{\delta T}{T_0} + \frac{\delta \rho}{\rho_0}. \quad (14)$$

It should be noted that this set of primitive equations is very similar to that used by Arras & Socrates (2010). We have only added the effect of rotation by taking into account the Coriolis acceleration ($2\Omega \times V$) in the momentum equation, Eq. (11), and the effect of radiative/diffusive processes through the Newtonian cooling term ($\sigma_0 \delta T$) in the equation of energy, Eq. (13).

We now look for solutions of Eqs. (11)–(14) both periodic in time and longitude. Thus, a perturbed quantity f is expanded into Fourier series,

$$f(t, r) = \sum_{m, \sigma} f^{m, \sigma}(x, \theta) e^{i(\sigma t + m \varphi)}, \quad (15)$$

where we have introduced the imaginary number i , the tidal frequency σ and the longitudinal wavenumber m of a given mode (typically $m = 2$ and $\sigma = 2(\Omega - n_{\text{orb}})$ for the stellar semi-diurnal tide studied in the following section). In the following, the superscripts (m, σ) are omitted where no confusion arises.

The latitudinal projection of the rotation vector in the Coriolis acceleration (Eq. (11)) induces a coupling between the horizontal and the vertical projections of the equation of dynamics. Deriving analytically the structure of the tidal response requires elimination of this coupling. Therefore, we assume the traditional approximation (e.g. Unno et al. 1989), which consists in ignoring $2\Omega \sin \theta$ terms. This assumption is usually considered as appropriate in the regime of super-inertial waves, defined by

$2\Omega \ll |\sigma|$, where rotation hardly affects the fluid tidal response. In strongly stratified regions ($|\sigma| \ll N$), the previous condition becomes $2\Omega \lesssim |\sigma|$, (Mathis 2009; Prat et al. 2017), which allows us to treat sub-inertial waves in this case (see also Sect. 7). However, as discussed by Ogilvie & Lin (2004), the traditional approximation gives an inaccurate representation of the fluid tidal response within the inertial regime ($2\Omega > |\sigma|$) in convective regions, because it leads to an overestimated tidal dissipation. In this case, these authors argue that it is better to assume the static approximation, which consists in simply ignoring rotation, as Arras & Socrates (2010) do.

In the following sections, we focus on thermal tides and ignore the component of the tidal response generated by the tidal potential. The traditional approximation can be assumed in this case because thermal tides only affect the thin stably stratified atmosphere of the planet, which approximately stands for $\sim 2\%$ of the planet radius (see Fig. 2, left panel). Tidal waves induced by the absorption of the stellar heating are expected to propagate within the stably stratified zone and not go through its threshold, as they are mainly restored by the Archimedean force. We verify this postulate a posteriori in Sect. 4 by plotting internal tidal density variations as a function of the latitude and pressure levels. The traditional approximation would lead to strongly inaccurate results if we considered the tidal component generated by the tidal gravitational potential because this forcing affect the whole planet, and particularly the thick convective region, where the assumptions mentioned above are violated. However, we choose to keep the terms associated with the gravitational tidal forcing in the following analytic development for the sake of generality, given that the present model can be applied to the case of the thin stably stratified atmospheric layers of a terrestrial planet, where the traditional approximation can be assumed.

Substituting Eq. (15) into Eqs. (11)–(14) and introducing the reduced pressure fluctuation $y = \delta p/\rho_0$, we obtain the set of equations defining the latitudinal and radial distributions of the perturbed quantities,

$$i\sigma V_\theta^{m, \sigma} - 2\Omega \cos \theta V_\varphi^{m, \sigma} = -\frac{1}{r} \partial_\theta (y^{m, \sigma} - U^{m, \sigma}), \quad (16)$$

$$i\sigma V_\varphi^{m, \sigma} + 2\Omega \cos \theta V_\theta^{m, \sigma} = -\frac{im}{r \sin \theta} (y^{m, \sigma} - U^{m, \sigma}), \quad (17)$$

$$i\sigma V_r^{m, \sigma} = -\frac{1}{\rho_0} \partial_r (\rho_0 y^{m, \sigma}) - \frac{g}{\rho_0} \delta \rho^{m, \sigma} + \partial_r U^{m, \sigma}, \quad (18)$$

$$i\sigma\delta\rho + \frac{1}{r^2}\partial_r(r^2\rho_0 V_r) = -\rho_0\nabla_\perp \times V^{m,\sigma}, \quad (19)$$

$$\frac{i\sigma + \Gamma_1\sigma_0}{c_s^2}y^{m,\sigma} + \frac{N^2}{g}V_r^{m,\sigma} = \frac{i\sigma + \sigma_0}{\rho_0}\delta\rho^{m,\sigma} + \frac{J^{m,\sigma}}{T_0C_p}, \quad (20)$$

where ∇_\perp designates the horizontal part of the divergence operator.

The traditional approximation allows us to proceed to the separation of the x and θ coordinates in solutions, and to expand Fourier coefficients of Eq. (15) into series of Hough functions (Hough 1898). Thus, any Fourier coefficient $f^{m,\sigma}$ of the tidal gravitational potential, thermal forcing, pressure, density, temperature fluctuations and vertical velocity is written

$$f^{m,\sigma}(x, \theta) = \sum_n f_n^{m,\sigma}(x) \Theta_n^{m,\nu}(\theta), \quad (21)$$

while Fourier co-efficients of horizontal velocities are expressed as

$$V_X^{m,\sigma}(x, \theta) = \sum_n V_{X;n}^{m,\nu}(x) \Theta_{X;n}^{m,\nu}(\theta), \quad (22)$$

with $X = \theta, \varphi$. In Eqs. (21) and (22), we have introduced the spin parameter ν defined by

$$\nu(\sigma) = \frac{2\Omega}{\sigma}, \quad (23)$$

the latitudinal wavenumber n , such that $n \in \mathbb{N}$ if $|\nu| \leq 1$, and $n \in \mathbb{Z}$ otherwise (with the notations of Lee & Saio 1997), the so-called Hough functions $\Theta_n^{m,\nu}$, and the associated horizontal functions $\Theta_{\theta;n}^{m,\nu}$ and $\Theta_{\varphi;n}^{m,\nu}$. Let us introduce the operator

$$\mathcal{L}^{m,\nu} = \frac{1}{\sin\theta} \frac{d}{d\theta} \left(\frac{\sin\theta}{1 - \nu^2 \cos^2\theta} \frac{d}{d\theta} \right) \quad (24)$$

$$- \frac{1}{1 - \nu^2 \cos^2\theta} \left(m\nu \frac{1 + \nu^2 \cos^2\theta}{1 - \nu^2 \cos^2\theta} + \frac{m^2}{\sin^2\theta} \right). \quad (25)$$

Hough functions are the solutions of the eigenvalue–eigenfunction problem defined by the Laplace’s tidal equation (Laplace 1798; Chapman & Lindzen 1970; Lee & Saio 1997; Wang et al. 2016),

$$\mathcal{L}^{m,\nu} \Theta_n^{m,\nu} = -\Lambda_n^{m,\nu} \Theta_n^{m,\nu}, \quad (26)$$

integrated with regularity boundary conditions. They are associated with the eigenvalues $\Lambda_n^{m,\nu}$ and constitute an orthogonal basis through the scalar product

$$\langle \Theta_n^{m,\nu}, \Theta_j^{m,\nu} \rangle = \int_0^\pi \Theta_n^{m,\nu}(\theta) \Theta_j^{m,\nu}(\theta) \sin\theta d\theta. \quad (27)$$

For convenience, we use the normalised Hough functions, such that $\langle \Theta_n^{m,\nu}, \Theta_j^{m,\nu} \rangle = \delta_{n,j}$ for any n and j , the notation $\delta_{n,j}$ standing for the Kronecker symbol. Moreover we use the notation $A_{n,l}^{m,\nu} = \langle P_n^m, \Theta_n^{m,\nu} \rangle$ for the projection coefficients of Hough functions on the normalized associated Legendre polynomials, such that

$$\Theta_n^{m,\nu} = \sum_{l \geq m} A_{n,l}^{m,\nu} P_l^m(\cos\theta). \quad (28)$$

The associated horizontal functions intervening in Eq. (22) are straightforwardly deduced from the $\Theta_n^{m,\nu}$. They are defined by

$$\Theta_{\theta;n}^{m,\nu} = \frac{1}{1 - \nu^2 \cos^2\theta} \left(\frac{d}{d\theta} + m\nu \cot\theta \right) \Theta_n^{m,\nu}, \quad (29)$$

$$\Theta_{\varphi;n}^{m,\nu} = \frac{1}{1 - \nu^2 \cos^2\theta} \left(\nu \cos\theta \frac{d}{d\theta} + \frac{m}{\sin\theta} \right) \Theta_n^{m,\nu}. \quad (30)$$

Symmetric Hough functions (n even) and the associated horizontal functions are plotted in Fig. 3 as functions of the colatitude for $m = 2$ (main component of the semidiurnal tide) for typical cases of the super-inertial ($|\nu| \leq 1$) and sub-inertial ($|\nu| > 1$) regimes, namely $\nu = 0.2$ and $\nu = 2$. We can observe on these graphs the two families of Hough modes characterizing the horizontal structure of tidal waves (e.g. Unno et al. 1989; Lee & Saio 1997):

1. Gravity modes ($n \geq 0$), also referred to as g modes. These modes are defined for $\nu \in \mathbb{R}$ and associated with positive eigenvalues. When $\nu \rightarrow 0$, they converge toward the associated Legendre polynomials P_l^m (with $l = m + n$), which are the solutions of the Laplace’s tidal equation in the non-rotating case. Similarly, the associated eigenvalues converge toward those of Legendre associated polynomials, that is $\Lambda_n^{m,0} = (m + n)(m + n + 1)$.
2. Rossby modes ($n < 0$), or r modes. These modes exist in the sub-inertial regime only ($|\nu| > 1$). In this regime, gravity modes are confined within an equatorial band that becomes narrower while $|\nu|$ increases and Rossby modes spread from one pole to another (see Fig. 3, left panels).

To obtain the vertical profiles of other perturbed quantities, we have to solve the system of Eqs. (18) to (20). After some manipulations and the introduction of the displacement ξ , such that $V = \partial_t \xi$, this system is reduced to the system of ODEs

$$\frac{dy_n}{dx} = A_1 y_n + B_1 r^2 \xi_{r;n} + C_1, \quad (31)$$

$$\frac{d}{dx} (r^2 \xi_{r;n}) = A_2 y_n + B_2 r^2 \xi_{r;n} + C_2, \quad (32)$$

with the coefficients

$$A_1(x) = \frac{HN^2}{g} + \frac{i\kappa\sigma_0}{\sigma - i\sigma_0}, \quad (33)$$

$$B_1(x) = -\frac{H}{r^2} \left(\frac{\sigma}{\sigma - i\sigma_0} N^2 - \sigma^2 \right), \quad (34)$$

$$C_1(x) = \frac{dU_n}{dx} - i \frac{\kappa}{\sigma - i\sigma_0} J_n, \quad (35)$$

$$A_2(x) = \frac{H\Lambda_n}{\sigma^2} (1 - \varepsilon_{s;n}), \quad (36)$$

$$B_2(x) = \frac{1}{\Gamma_1} - \frac{i\sigma_0}{\sigma - i\sigma_0} \frac{HN^2}{g}, \quad (37)$$

$$C_2(x) = -\frac{H\Lambda_n}{\sigma^2} U_n - i \frac{\kappa r^2}{g(\sigma - i\sigma_0)} J_n. \quad (38)$$

The parameter $\varepsilon_{s;n}$ that appears in Eq. (36) is an acoustic parameter comparing the tidal frequency to the Lamb frequency of the n -mode,

$$\sigma_{s;n} = \sqrt{\Lambda_n} \frac{c_s}{r}, \quad (39)$$

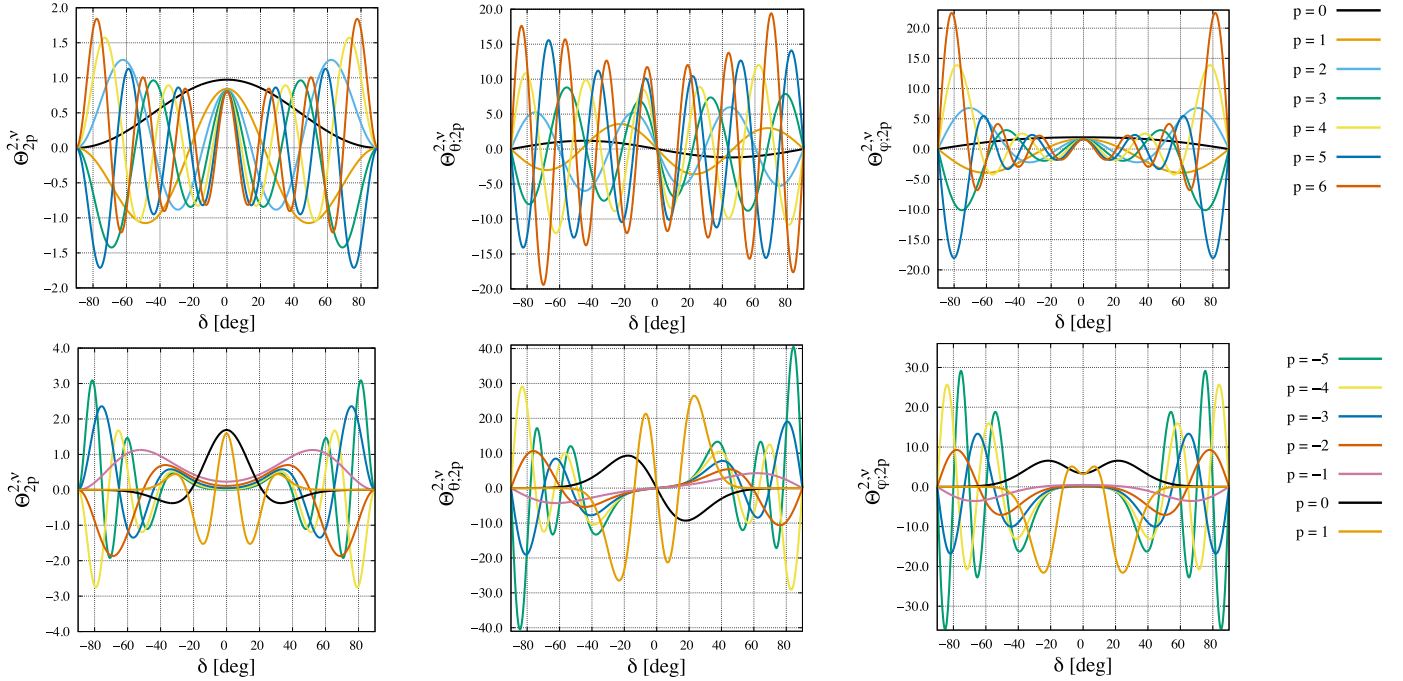


Fig. 3. Normalized symmetrical (n even) Hough functions (*left*) and associated horizontal functions (*middle and right*) as functions of latitude (degrees) for $m = 2$ and two values of $\nu = 2\Omega / \sigma$ representative of inertial regimes. *Top*: $\nu = 0.2$ (super-inertial regime); weak impact of rotation on the tidal response. *Bottom*: $\nu = 2$ (sub-inertial regime); strong impact of rotation. Gravity modes are designated by subscripts $p \geq 0$ while Rossby modes correspond to $p < 0$.

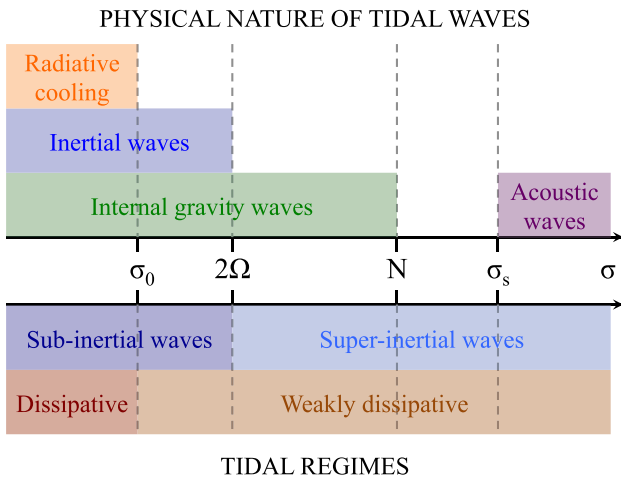


Fig. 4. Frequency spectrum of tidal regimes and waves characterizing the fluid tidal response. The parameter σ designates the forcing frequency (Eq. (15)), σ_0 the thermal frequency (Eq. (9)), 2Ω the inertia frequency, N the Brunt-Väisälä frequency (Eq. (5)), and σ_s the characteristic acoustic cutoff frequency (Eq. (39)).

which is the characteristic cutoff frequency of horizontally propagating acoustic modes (we also introduce the general acoustic cutoff frequency $\sigma_s = c_s / r$); it writes

$$\varepsilon_{s;n}(x) = \frac{\sigma - i\Gamma_1\sigma_0}{\sigma - i\sigma_0} \frac{\sigma^2}{\sigma_{s;n}^2}. \quad (40)$$

Therefore, $\varepsilon_{s;n}$ weights the contribution of acoustic waves to the fluid tidal response; this contribution being negligible if $|\varepsilon_{s;n}| \ll 1$. Similarly, by considering Eqs. (34) and (23), we can note that the ratio N^2 / σ^2 measures the contribution of internal

gravity waves, that is, waves restored by the Archimedean force, and the spin parameter (ν), the contribution of inertial waves restored by the Coriolis acceleration. This draws up a global picture of possible tidal regimes. As shown by Fig. 4, where the frequency spectrum of these regimes is given, the nature of the tidal response is thus totally determined by the hierarchy of characteristic frequencies of the physical system (σ , σ_s , N , 2Ω and σ_0).

The last step consists in reducing the system of Eqs. (31)–(32) to a single vertical structure equation, which is first expressed as

$$\frac{d^2y}{dx^2} + A \frac{dy}{dx} + By = C, \quad (41)$$

with the x -dependent coefficients (see Auclair-Desrotour et al. 2017a, Eq. (41))

$$A(x) = -\frac{\sigma - 2i\sigma_0}{\sigma - i\sigma_0} \frac{HN^2}{g} - \frac{1}{\Gamma_1} - K_o, \quad (42)$$

$$B(x) = H^2 \hat{k}_{\perp;n}^2 \left(\frac{\sigma}{\sigma - i\sigma_0} \frac{N^2}{\sigma^2} - 1 \right) (1 - \varepsilon_{s;n}) \quad (43)$$

$$- \left(\frac{d}{dx} + \frac{i\sigma_0}{\sigma - i\sigma_0} \frac{HN^2}{g} - \frac{1}{\Gamma_1} - K_o \right) \left(\frac{HN^2}{g} + \frac{i\kappa\sigma_0}{\sigma - i\sigma_0} \right),$$

$$C(x) = \left(\frac{d}{dx} + \frac{i\sigma_0}{\sigma - i\sigma_0} \frac{HN^2}{g} - \frac{1}{\Gamma_1} - K_o \right) \left(\frac{dU_n}{dx} - i \frac{\kappa}{\sigma - i\sigma_0} J_n \right) + H^2 \hat{k}_{\perp;n}^2 \left(\frac{\sigma}{\sigma - i\sigma_0} \frac{N^2}{\sigma^2} - 1 \right) \left[U_n - i \frac{(\Gamma_1 - 1) \varepsilon_{s;n}}{\sigma - i\Gamma_1\sigma_0} J_n \right]. \quad (44)$$

In these expressions, we have identified the horizontal wavenumber $\hat{k}_{\perp;n}$ of the (n, m, σ) -mode, defined by

$$\hat{k}_{\perp;n}^2 = \frac{\Lambda_n}{r^2}, \quad (45)$$

and a sphericity term, denoted K_o , that is written

$$K_o = \frac{r^2}{H} \left(\frac{\sigma}{\sigma - i\sigma_0} \frac{N^2}{\sigma^2} - 1 \right)^{-1} \frac{d}{dx} \left[\frac{H}{r^2} \left(\frac{\sigma}{\sigma - i\sigma_0} \frac{N^2}{\sigma^2} - 1 \right) \right]. \quad (46)$$

We finally introduce the change of variable $y_n = \Phi_n \Psi_n$, where Φ_n is the function defined by

$$\Phi_n(x) = \exp \left[-\frac{1}{2} \int_0^x A(x') dx' \right]. \quad (47)$$

This allows us to write the vertical structure equation as a Schrödinger-like equation, which describes the forced response of a harmonic oscillator. Equation (41) thus becomes

$$\frac{d^2 \Psi_n}{dx^2} + \hat{k}_n^2 \Psi_n = \Phi_n^{-1} C, \quad (48)$$

where \hat{k}_n designates the normalized vertical wavenumber of the (n, m, σ) -mode (the vertical non-normalized wavenumber being $\hat{k}_{r;n} = \hat{k}_n/H$) and is expressed as (see Auclair-Desrotour et al. 2017a, Eq. (47))

$$\begin{aligned} \hat{k}_n^2 = & H^2 \hat{k}_{\perp;n}^2 \left(\frac{\sigma}{\sigma - i\sigma_0} \frac{N^2}{\sigma^2} - 1 \right) (1 - \varepsilon_{s;n}) \\ & - \left(\frac{d}{dx} + \frac{i\sigma_0}{\sigma - i\sigma_0} \frac{HN^2}{g} - \frac{1}{\Gamma_1} - K_o \right) \left(\frac{HN^2}{g} + \frac{i\kappa\sigma_0}{\sigma - i\sigma_0} \right) \\ & + \frac{1}{2} \frac{d}{dx} \left[\frac{\sigma - 2i\sigma_0}{\sigma - i\sigma_0} \frac{HN^2}{g} + K_o \right] \\ & - \frac{1}{4} \left(\frac{\sigma - 2i\sigma_0}{\sigma - i\sigma_0} \frac{HN^2}{g} - \frac{1}{\Gamma_1} - K_o \right)^2. \end{aligned} \quad (49)$$

We recognize in the first term of \hat{k}_n^2 the vertical wavenumber of gravito-inertial waves propagating within a homogeneous fluid. This term predominates in the stably stratified radiative zone in the low-frequency asymptotic limit. It is responsible for the rapid increase of the vertical wavenumber, which scales as $\hat{k}_n \propto \sigma^{-1}$ (if $|\sigma| \gg \sigma_0$) or $\hat{k}_n \propto \sigma^{-1/2}$ (if $|\sigma| \ll \sigma_0$) when $|\sigma| \ll N^2$. Other terms result from radial variations of background distributions. They may be important around transition zones in the internal structure of the planet, such as the base of the atmosphere where the gradient of N^2 is strong (see Fig. 2).

The tidally generated variation of mass distribution at the origin of the tidal torque is finally derived from Ψ_n . It is written

$$\begin{aligned} \delta\rho_n = & -\frac{\rho_0}{gH} \frac{N^2}{N^2 - \sigma(\sigma - i\sigma_0)} \left[\Phi_n \left(\frac{d\Psi_n}{dx} + \mathcal{B}_n \Psi_n \right) \right. \\ & \left. - \frac{dU_n}{dx} + i \frac{\kappa\sigma}{N^2} J_n \right], \end{aligned} \quad (50)$$

with

$$\begin{aligned} \mathcal{B}_n(x) = & \frac{1}{2} \left[\frac{1}{\Gamma_1} \frac{\sigma - i\Gamma_1\sigma_0}{\sigma - i\sigma_0} \left(2 \frac{\sigma(\sigma - i\sigma_0)}{N^2} - 1 \right) \right. \\ & \left. - \frac{\sigma}{\sigma - i\sigma_0} \frac{HN^2}{g} + K_o \right]. \end{aligned} \quad (51)$$

The polarization relations of other perturbed quantities are given in Appendix A. It shall be noted here that all of the results derived in this section remain true for any vertical profiles of background quantities as far as the fluid is a perfect gas at hydrostatic equilibrium.

2.3. Thermal and gravitational forcings

As mentioned above, the incoming stellar flux is absorbed in the upper layers of the atmosphere. Thus, following Arras & Socrates (2010) and introducing the stellar zenith angle ϕ_* , we define the distribution of total heat per unit mass as

$$\begin{cases} J_*(p_0, \phi_*) = \frac{g}{p_*} F_* e^{-p/p_*} \cos \phi_* & \text{for } \phi_* \in \left[0, \frac{\pi}{2} \right], \\ J_*(p_0, \phi_*) = 0 & \text{for } \phi_* \in \left[\frac{\pi}{2}, \pi \right]. \end{cases} \quad (52)$$

In Eq. (52), F_* designates the incoming flux at the sub-stellar point, expressed as $F_* = \sigma_{\text{SB}} T_*^4 (R_*/r_*)^2$, where σ_{SB} is the Stefan-Boltzmann constant, r_* the star-planet distance, and R_* and T_* the stellar radius and mean surface temperature, respectively. If we assume that $R_* \ll r_*$, the gravitational potential generated by the star in the accelerated reference frame of the planet is written

$$U_*(r, r_*) = \frac{GM_*}{|r - r_*|} - \frac{GM_*}{r_*^2} r \cos \theta, \quad (53)$$

the vector r_* being the planet-star vector (such that $|r_*| = r_*$) and M_* the mass of the star. In the general case, the stellar heating and gravitational forcing are expanded into Fourier series and spherical harmonics, that is

$$U_* = \sum_{l,m,\sigma} U_l^{m,\sigma}(x) P_l^m(\cos \theta) e^{i(\sigma t + m\varphi)}, \quad (54)$$

$$J_* = \sum_{l,m,\sigma} J_l^{m,\sigma}(x) P_l^m(\cos \theta) e^{i(\sigma t + m\varphi)}, \quad (55)$$

the P_l^m standing for the normalized associated Legendre polynomials¹.

However, to simplify the forcing, we suppose that the planet orbits its host star circularly and that its equatorial plane is coplanar with the orbital plane. As a consequence, the expansion of the tidal gravitational potential in spherical harmonics is reduced to the semidiurnal quadrupolar component ($l = m = 2$), expressed as (Arras & Socrates 2010, Mathis & Le Poncin-Lafitte 2009)

$$U_2^{2,\sigma} = \sqrt{\frac{3}{5}} \frac{M_*}{M_* + M_p} n_{\text{orb}}^2 r^2, \quad (56)$$

with $\sigma = 2(\Omega - n_{\text{orb}})$. Similarly, the quadrupolar component of the thermal forcing is given by

$$J_2^{2,\sigma} = \frac{5}{16} \sqrt{\frac{3}{5}} \frac{g}{p_*} F_* e^{-p/p_*}. \quad (57)$$

¹ The normalized associated Legendre polynomials are defined by (Abramowitz & Stegun 1972)

$$P_l^m(X) = \sqrt{\frac{(2l+1)(l-m)!}{2(l+m)!}} (-1)^m (1-X^2)^{m/2} \frac{d^m}{dX^m} [P_l(X)],$$

where the P_l stand for the Legendre polynomials,

$$P_l(X) = \frac{1}{2^l l!} \frac{d^l}{dX^l} [(X^2 - 1)^l].$$

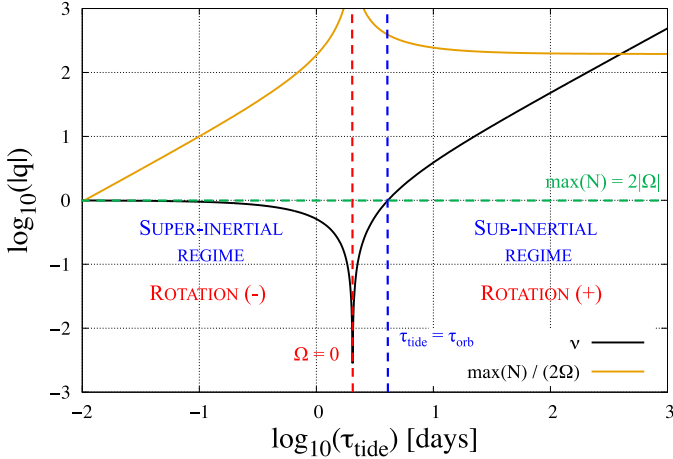


Fig. 5. Logarithms of the spin parameter (ν) and stability ratio $\max(N)/(2\Omega)$ as functions of the forcing period $\tau_{\text{tide}} = 2\pi/|\sigma|$ (days) in logarithmic scale. The blue dashed line designates the transition between the inertial and sub-inertial regimes (see Fig. 4), which occurs for $\tau_{\text{tide}} = \tau_{\text{orb}}$, the parameter $\tau_{\text{orb}} = 2\pi/n_{\text{orb}}$ being the orbital period. The red dashed line corresponds to the $\Omega = 0$ case. “Rotation (–)” and “Rotation (+)” stand for retrograde and prograde rotation, respectively. The green dashed line delimits the boundary of the asymptotic domain where the stable stratification dominates rotation in the radiative zone ($N \gg 2|\Omega|$), which is the condition of applicability of the traditional approximation in the sub-inertial regime.

We note that the semidiurnal spin parameter is simply expressed as

$$\nu = 1 + \frac{2n_{\text{orb}}}{\sigma}, \quad (58)$$

which highlights the parameter measuring the impact of rotation on the tidal response, $|n_{\text{orb}}/\sigma|$. For a sub-synchronous rotation ($\sigma < 0$), the inertial regime corresponds to $|n_{\text{orb}}/\sigma| \ll 1$ (see Fig. 5). In this case, the planet is rapidly rotating. The transition from the inertial regime to a sub-inertial one occurs for $|n_{\text{orb}}/\sigma| \sim 1$. Beyond this critical value, $\nu \propto 2n_{\text{orb}}/\sigma$ and diverges at the spin-orbit synchronous rotation ($\sigma \rightarrow 0$), where the effects of rotation are stronger than the forcing. In the zero-frequency limit, the traditional approximation is only appropriate for strongly and stably stratified layers. Thus, the effects of rotation can be taken into account provided that the region where tidal waves propagate satisfies the condition $2\Omega \ll N$ (e.g., Mathis 2009; Auclair-Desrotour et al. 2017a).

2.4. Boundary conditions

To integrate the vertical structure equation, Eq. (48), two boundary conditions must be chosen. We set one condition at the lower boundary of the atmosphere, and one at its upper boundary. Arras & Socrates (2010) choose to set the lower boundary at the centre of the planet ($x = 0$). Hence, they use a standard regularity condition requiring all variables to be finite (e.g. Unno et al. 1989). In the static case, this condition writes

$$\sigma^2 \xi_{r,n} = \frac{l}{r} (y_n - U_n). \quad (59)$$

It can be adapted to the rotating case in the super-inertial regime ($|\nu| \leq 1$), where the previous expression becomes

$$\sigma^2 \xi_{r,n} = \frac{\sqrt{1 + 4\Lambda_n} - 1}{2r} (y_n - U_n). \quad (60)$$

However, it cannot be applied for $|\nu| > 1$, Rossby modes being associated with negative Λ_n . Therefore, in this work, we choose to use a rigid-wall condition enforcing the fact that fluid particles cannot go through the lower boundary. It is simply expressed as $\xi_r = 0$, that is,

$$\frac{d\Psi_n}{dx} + \mathcal{A}_n \Psi_n = -\Phi_n^{-1} \left(-\frac{dU_n}{dx} + i \frac{\kappa}{\sigma - i\sigma_0} J_n \right), \quad (61)$$

with (see Appendix A)

$$\mathcal{A}_n(x) = \frac{1}{2} \left(\frac{1}{\Gamma_1} \frac{\sigma - i\Gamma_1\sigma_0}{\sigma - i\sigma_0} - \frac{\sigma}{\sigma - i\sigma_0} \frac{HN^2}{g} + K_0 \right). \quad (62)$$

We note that the lower boundary shall not necessarily be set at the centre of the planet since we focus on thermal tides, which only affect the stably stratified atmospheric layer of the planet. The convective region is not perturbed by the tidal thermal forcing. The lower boundary could thus be set at any pressure level greater than that corresponding to the base of the stably stratified region, that is $p_b \approx 10^2$ bar. Nevertheless, setting the lower limit of the atmosphere at p_b would cause reflections of waves and induce side effects, as discussed by Ogilvie & Lin (2004) and illustrated by Appendix B. This is the reason why this boundary shall be located at higher pressure levels. Here, considering that the tidal perturbation is confined to the atmosphere and does not affect the convective region, we set the lower boundary as far as possible from the basis of the stably stratified zone, that is at the centre of the planet. This allows us to avoid artefacts related to reflections. We verify a posteriori by checking other conditions that, in this case, the lower boundary condition has no repercussions on the tidal response generated by the thermal forcing.

The upper limit of the atmosphere is located in the tidally forced region. Thus, the associated boundary condition partly determines the frequency dependent behaviour of the fluid, as demonstrated by Arras & Socrates (2010). In the adiabatic case, it is possible to apply the radiation condition, that is to consider that waves carry energy upward without reflections (e.g. Wilkes 1949; Chapman & Lindzen 1970). This condition regularizes the tidal response by eliminating resonances due to gravity waves of short vertical wavelengths in the vicinity of spin-orbit synchronous rotation (e.g. Arras & Socrates 2010; Auclair-Desrotour et al. 2017a). The vertical energy flow associated with the (n, m, σ) -mode is expressed as

$$\begin{aligned} \mathfrak{F}_{r,n} = & \frac{1}{2} \frac{\sigma \rho_0}{H} \mathfrak{I} \left\{ \left(\frac{\sigma}{\sigma - i\sigma_0} N^2 - \sigma^2 \right)^{-1} \left[|\Phi_n|^2 \left(\Psi_n^* \frac{d\Psi_n}{dx} + \mathcal{A}_n |\Psi_n|^2 \right) \right. \right. \\ & \left. \left. + \Phi_n^* \Psi_n^* \left(-\frac{dU_n}{dx} + i \frac{\kappa}{\sigma - i\sigma_0} J_n \right) \right] \right\}. \quad (63) \end{aligned}$$

Assuming that the tidal sources are located below the altitude of the upper boundary (denoted R_e or x_e depending on the used vertical coordinate), we ignore the last term. For $\sigma_0 = 0$, the only potentially negative term is thus $\Psi_n^* (d\Psi_n/dx)$. We then suppose that the vertical wavelength of tidal waves is shorter than the length scale of background distributions, so that the solution of Eq. (48) writes $\Psi_n(x) = Ae^{ik_n x} + Be^{-ik_n x}$ at the upper boundary ($x = x_e$). The radiation condition hence consists in conserving only the first term of this solution associated with $\mathfrak{F}_{r,n} > 0$, that is in setting

$$\text{sign}(\Re \{ \hat{k}_n \}) = \text{sign} \left(\frac{\sigma}{N^2 - \sigma^2} \right) \quad \text{and} \quad B = 0, \quad (64)$$

the symbol \Re referring to the real part of a complex number.

As it may be noted, this condition is only convenient in the adiabatic case and for propagative modes $\hat{k}_n^2 \geq 0$. If $\sigma_0 \neq 0$, both terms of the solution can contribute to a positive upward energy flux. Moreover, it is not appropriate to waves of wavelengths comparable to the pressure height scale. For these two reasons, we choose to apply at $x = x_e$ the standard free-surface condition, $\delta p = g\rho_0\xi_r$ (e.g. [Unno et al. 1989](#)), which can be enforced for any \hat{k}_n . This condition is formulated as

$$\frac{d\Psi_n}{dx} + \left[\mathcal{A}_n + \frac{H}{g} \left(\frac{\sigma}{\sigma - i\sigma_0} N^2 - \sigma^2 \right) \right] \Psi_n = \Phi_n^{-1} \left(\frac{ikJ_n}{\sigma - i\sigma_0} - \frac{dU_n}{dx} \right). \quad (65)$$

In the absence of dissipation, it leads to a highly frequency-resonant behaviour around $\sigma = 0$, given that gravity waves can be reflected backward at the upper boundary ([Arras & Socrates 2010](#); [Auclair-Desrotour et al. 2017a](#)). In reality, due to the strong stellar heating, the energy given by the tidal forcing is partly radiated toward space, which makes internal tidal waves evanescent and consequently strongly attenuate the amplitude of the perturbation. This effect is modelled by [Gu & Ogilvie \(2009\)](#) with a Marshak condition, which enforces a radiative energy loss at the upper limit of the atmosphere. In our study, we model dissipative processes with the Newtonian cooling defined by Eqs. (7) and (9). As observed in Sect. 4, the frequency dependence of the tidal response is regularized by the damping for $|\sigma| \lesssim \sigma_0$ (see Fig. 4).

3. Tidal torque and quadrupole

As the goal of this work is to examine the ability of thermal tides to modify the planet's rotation and to generate zonal flows, we introduce in this section the expressions used to compute the tidal torque exerted on the fluid shell with respect to the spin axis of the planet. This torque is obtained by projecting the tidally induced variation of mass distribution on the tidal force ($F = \nabla U$). Thus, its (m, σ) -component is defined by ([Zahn 1966](#); [Auclair-Desrotour et al. 2017a](#))

$$\mathcal{T}^{m,\sigma} = \Re \left\{ \frac{1}{2} \int_V \partial_\varphi U^{m,\sigma} (\delta\rho^{m,\sigma})^* dV \right\}, \quad (66)$$

where V designates the volume of the fluid shell and $*$ the conjugate of a complex number. By substituting in Eq. (66) the expansions of fluctuations in Hough functions given by Eq. (21), we end up with

$$\mathcal{T}^{m,\sigma} = \pi m \sum_{l \geq m} W_l^{m,\sigma} \Im \{ Q_l^{m,\sigma} \}. \quad (67)$$

In this expression, we have introduced the imaginary part \Im , the factors $W_l^{m,\sigma}$ such that $U_l^{m,\sigma} = W_l^{m,\sigma} r^l$ and the tidal multipole moments $Q_l^{m,\sigma}$, which are expressed as

$$Q_l^{m,\sigma} = \sum_n A_{n,l}^{m,\nu} \int_0^R r^{2+l} \delta\rho_n^{m,\sigma} dr. \quad (68)$$

The coefficients $A_{n,l}^{m,\nu}$ quantify the distortion of the tidal response caused by rotation. In the static case, $A_{n,l}^{m,0} = \delta_{l,m+n}$, and we retrieve the expression given by [Arras & Socrates \(2010\)](#). These authors propose an expansion of this expression in terms of other perturbed quantities in order to avoid

numerical errors². We adapt their formula to the rotating case in Appendices C and D, and get Eq. (D.3). In the following, in order to validate the obtained results, we compute the tidal quadrupole moment by using both Eqs. (68) and (D.3). The evolution timescale of the planet's global rotation rate due to the (m, σ) -mode is expressed as

$$\tau_\Omega = \left| \frac{I_Z (\Omega - n_{\text{orb}})}{\mathcal{T}^{m,\sigma}} \right|, \quad (69)$$

where I_Z is the moment of inertia with respect to the Z-axis, that is written as

$$I_Z = \frac{8\pi}{3} \int_0^R r^4 \rho_0 dr. \quad (70)$$

However, the global torque and timescale provide no information about the local strength of the thermal tidal forcing. To know which layers are forced and where strong jets can be generated, we use the longitudinal tidal force per unit volume averaged over the longitude,

$$\mathcal{F}_\varphi = \Re \left\{ \frac{1}{4\pi r \sin \theta} \int_0^{2\pi} \partial_\varphi U^{m,\sigma} (\delta\rho^{m,\sigma})^* d\varphi \right\}. \quad (71)$$

Hence, the characteristic timescale necessary to generate a jet of velocity V_{jet} in the absence of viscous coupling writes

$$\tau_{\text{evol}} = \left| \frac{\rho_0 V_{\text{jet}}}{\mathcal{F}_\varphi} \right|. \quad (72)$$

In the case of the quadrupolar semidiurnal tide, which is the object of this study, the perturbation is forced by the component defined by $l = m = 2$ and $\sigma = m(\Omega - n_{\text{orb}})$. Therefore, the total torque induced by the semi-diurnal tide reduces to (see (Eq. 56))

$$\mathcal{T}_{\text{SDT}}^\sigma = 2\pi \sqrt{\frac{3}{5}} \left(\frac{M_\star}{M_\star + M_p} \right) n_{\text{orb}}^2 \Im \{ Q_2^{2,\sigma} \}, \quad (73)$$

with the quadrupole moment

$$Q_2^{2,\sigma} = \sum_n A_{n,2}^{m,\nu} \int_0^R r^4 \delta\rho_n^{2,\sigma} dr. \quad (74)$$

4. Properties of thermally forced tidal waves

We now explore the properties of the tidal response and its dependence on dissipative mechanisms and rotation by applying the linear analysis to three different configurations. The aim of this section is to investigate the consequences of the thermal tidal torque on the general circulation of the atmosphere, and particularly its ability to generate strong zonal flows. Thus, we isolate the thermal tide by setting $U = 0$ in the equations describing the vertical structure of the fluid tidal response (Sect. 2.2). The tidal gravitational potential given by Eq. (56) is nevertheless used to compute the induced gravitational tidal torque.

Using the values of parameters given by Table 1, we treat three cases:

1. *adiabatic without rotation*. This is the case treated by [Arras & Socrates \(2010\)](#), where the rotation of the planet is ignored ($\Omega = 0, \nu = 0$), as well as dissipative processes ($\tau_\star = +\infty$);

² This point is discussed in Appendix D.

Table 1. Parameters used for the three cases examined in Sect. 4.

Parameter	Symbol	Value	Unit
Planet mass	M_p	0.7	M_J
Planet radius	R_p	1.27	R_J
Orbital period	τ_{orb}	4.08	d
Distance to star	a_\star	0.05	AU
Star mass	M_\star	1.0	M_\odot
Star radius	R_\star	1.0	R_\odot
Star surface temperature	T_\star	1.0	T_\odot
Adiabatic exponent	Γ_1	1.4	–
Pressure at the base of the RZ	p_b	100	bar
Pressure at the base of the HZ	p_\star	1.0	bar

Notes. The acronyms RZ and HZ stand for Radiative Zone and Heated Zone, respectively.

2. *non-adiabatic without rotation.* The thermal time at the base of the heated layer is set to $\tau_\star = 1$ d, which is the order of magnitude predicted by radiative transfer modellings for the hot Jupiter HD 209458b (Showman & Guillot 2002; Iro et al. 2005);
3. *non-adiabatic with rotation.* The effect of rotation is taken into account by introducing the Coriolis acceleration in the framework of the traditional approximation.

Since the tidal torque is directly proportional to the imaginary part of the density fluctuation (see Eq. (74)), we use this quantity as a proxy to identify regions that are accelerated by the thermal tide. The imaginary part of $\delta\rho$ is thus plotted in Fig. 6 as a function of the latitude and pressure level in each case for a wide range of forcing periods ($\tau_{\text{tide}} = 10^{-1}, 10^0, 10^1, 10^2, 10^3$ days) in the regime of sub-synchronous rotation ($\sigma < 0$). Hence, a positive (negative) $\Im\{\delta\rho\}$ is associated to an eastward (westward) accelerated zonal-mean flow. The corresponding timescale necessary to generate a jet of velocity $V_{\text{jet}} = 1 \text{ km s}^{-1}$ (order of magnitude of velocities of atmospheric winds in HD 209458b, e.g. Showman & Guillot 2002) is plotted in Fig. 7 using Eq. (72).

As may be observed, the thermal tide essentially affects the stably stratified region, where the Archimedean force restores internal gravity waves and allows them to propagate. We note here that the quality of the solution depends on the condition $\sigma^2 \ll N^2$ mentioned above. This means that solutions involving density variations around the base of the stably stratified region ($p_b \approx 10^2$ bar) can be deteriorated given that the Brunt-Väisälä frequency falls down at this pressure level (see Fig. 2).

In addition to gravity waves, acoustic waves can also contribute to the tidal response, but only for forcing frequencies greater than acoustic cutoff frequencies of the horizontally propagating Lamb modes, defined by Eq. (39). Typically, in the non-rotating case, only one mode is forced by the quadrupolar thermal heating, the gravity mode of meridional degree $n = 0$ (black line in top panels of Fig. 3). This mode is associated with the eigenvalue $\Lambda_0^{2,0} = 6$, which sets its characteristic Lamb period ($\tau_{s;n} = 2\pi / \sigma_{s;n}$) to $\tau_{s;0} \approx 1.4$ days in the radiative zone. Hence, the tidal fluctuations that can be observed in the left panels of Figs. 6 and 7 are partly due to compressibility. However, the tidal frequency is not important enough to enable the propagation of internal waves in the convective region. We note that the propagation of internal waves in the convective region would not be realistic since the traditional approximation assumed in the present work is strongly violated in this region. Therefore, we do not compute solutions for tidal periods lower than 0.1 days.

In the first case (top panels of Figs. 6 and 7), dissipation is ignored. Therefore, in the stably stratified region and for tidal periods $\tau_{\text{tide}} \gg \tau_{s;0}$, the dispersion relation of internal waves associated with the n -mode given by Eq. (50) approximately reduces to

$$\hat{k}_{\perp;n}^2 + \hat{k}_{r;n}^2 = \frac{N^2}{\sigma^2} \hat{k}_{\perp;n}^2, \quad (75)$$

with $n = 0$. This highlights the two possible asymptotic regimes. On the one hand, if the forcing period is short, the vertical wavelength is of the same order of magnitude as the typical thickness of the atmosphere. The tidal response thus exhibits large scale patterns characterized by a small number of oscillations (top left panels in Figs. 6 and 7). On the other hand, when tidal periods are long ($N^2/\sigma^2 \gg 1$), $\hat{k}_{r;n} \gg \hat{k}_{\perp;n}$, which explains the wave-like oscillatory response that can be observed for $\tau_{\text{tide}} \gtrsim 10$ days.

Without dissipation, waves reach the bottom of the radiative zone and the turning point $N^2 = \sigma^2$, where $\hat{k}_{r;n} \approx 0$. The skin thickness of their penetration in the convective region decreases while the forcing period increases. Similarly, the vertical wavelength decays following the scaling law $\hat{k}_{r;n}^2 \sim (N^2/\sigma^2) \hat{k}_{\perp;n}^2$ derived from Eq. (75). This leads to a highly oscillating response in the vicinity of spin-orbit synchronous rotation (see top right panels of Figs. 6 and 7). We note that such a behaviour is a source of complications for numerical calculations. Indeed, following the decay of wavelengths requires to increase the resolution by a factor 10 at each decade of τ_{tide} . This strong numerical constraint prevents us from computing solutions beyond a critical value of the forcing period. Here, with the 10^4 points mesh that we use for the vertical coordinate in the first case, this value approximately corresponds to $\tau_{\text{tide}} = 10^2$ days, which means that solutions plotted in the top right panels of Figs. 6 and 7 are sub-resolved. However, this behaviour is not realistic because waves of such small scales are in reality damped by dissipative processes.

This is exactly what is observed in the second case, where the radiative cooling is introduced (middle panels of Figs. 6 and 7). Beyond the transition regime corresponding to $\tau_{\text{tide}} \sim \tau_\star$, tidal waves are first strongly damped. Second, their wavelengths remain rather large, which eliminates the numerical complications mentioned above. Third, their penetration in the atmosphere is limited by the damping. As in the previous case, the wavelike structure of the tidal response implies that the thickness of regions where the tidal force is applied scales as half of the wavelength of the dominating mode. As a consequence, the forcing tends to generate superposed zonal-mean flows of alternate directions. Figure 7 shows the narrow separation there is between the convective envelope and the radiative atmosphere with respect to this forcing. The first layer is hardly affected by the thermal tidal torque, with time scales greater than 100 million years to generate jets, while the second one is submitted to a strong forcing. In this region, the time scale can reach values below 1 year. In the absence of dissipation, the linear response diverges, which explains why τ_{evol} is very short in the top right panels of Fig. 7. The observed contrast between the two layers is due to the fact that the whole energy of the semidiurnal thermal tide is deposited in the radiative zone, which is very thin compared to the planet radius (Fig. 2, left panel) and far less dense than the convective region (see Fig. 2).

As shown by the bottom panels of Figs. 6 and 7, introducing rotation distorts the regular structure associated with the quadrupolar mode, which was the only forced mode in the non-rotating cases. The fluid response is now formed

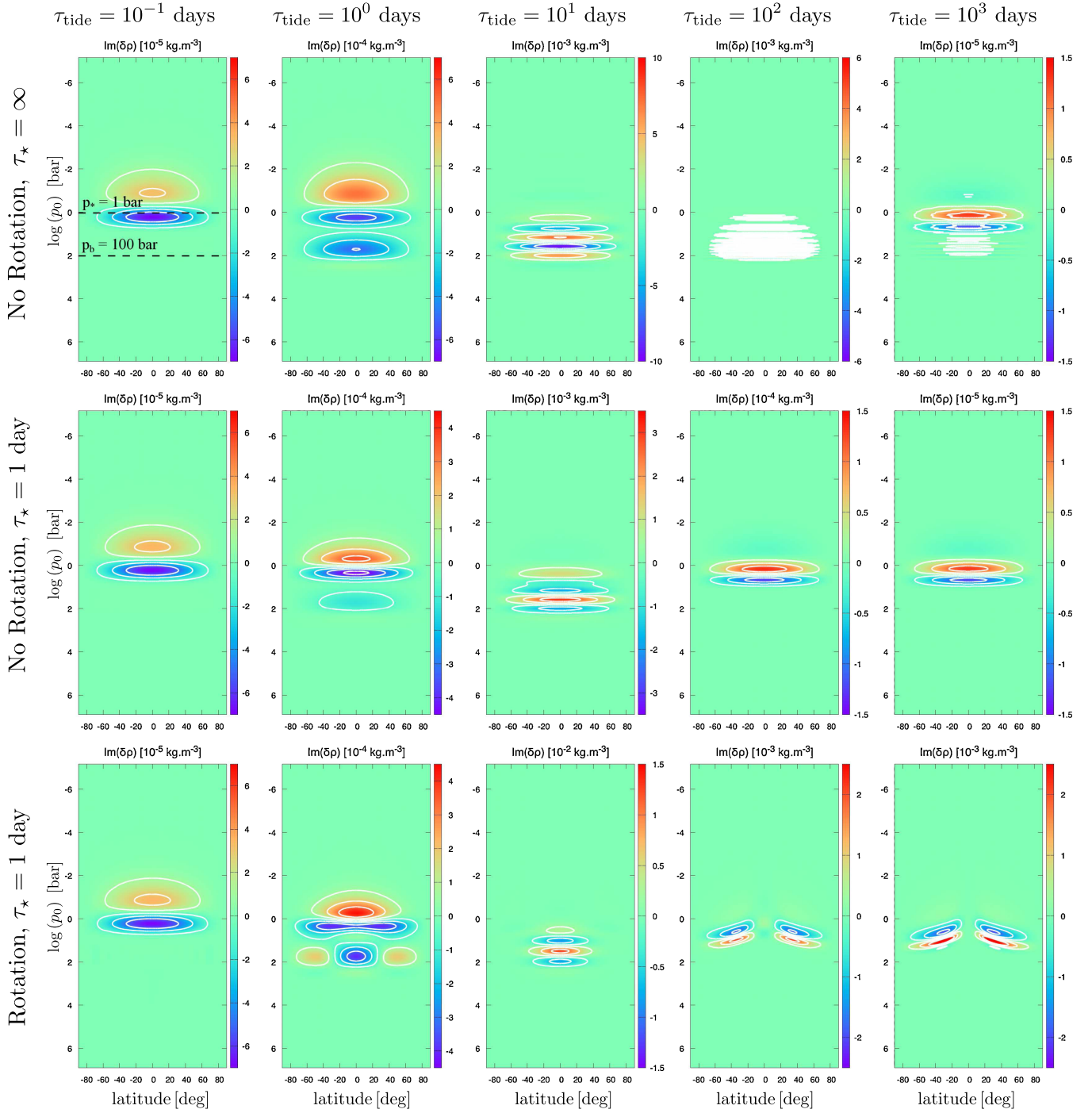


Fig. 6. Imaginary part of density fluctuations generated by the quadrupolar semidiurnal thermal tide as a function of the latitude (horizontal axis, degrees) and background pressure in logarithmic scale (vertical axis, bars). Density fluctuations are plotted using Eq. (51) for several decades of the forcing period ($\tau_{\text{tide}} = 2\pi/\sigma$), $\log(\tau_{\text{tide}}) = -1, \dots, 3$ (from left to right), and the three studied cases. *Top*: case treated by Arras & Socrates (2010), that is, adiabatic without rotation (no-Coriolis approximation). *Middle*: non-adiabatic without rotation ($\tau_* = 1$ day). *Bottom*: non-adiabatic ($\tau_* = 1$ day) with rotation (traditional approximation). The horizontal structure of the tidal response (Eq. (26)) is computed for 250 Hough modes using the spectral method described by Wang et al. (2016), with projections on 375 associated Legendre polynomials. The vertical structure equation (Eq. (41)) is integrated on a regular mesh composed of 1000 points (10000 points for the case $\tau_* = +\infty$) using the implicit fourth order finite differences scheme detailed in Appendix E.

by a series of Hough modes that describe the propagation of gravito-acoustic-inertial waves of different wavelengths. In order to facilitate the interpretation of results in the rotating case, we plot in Fig. 8 the eigenvalues associated to even Hough functions of degrees $n = \{-6, -4, -2, 0, 2, 4\}$, the corresponding coupling coefficients with the quadrupolar forcing,

$C_{2,n,2}^{2,v} = (A_{n,2}^{2,v})^2$, and the ratios $C_{2,n,2}^{2,v} / |\Lambda_n^{2,v}|$ that will be identified as amplification factors resulting from rotation in the following section. The values of spin parameters, computed using Eq. (58), and the associated $\Lambda_n^{2,v}$ and $C_{2,n,2}^{2,v}$, are summarized in Table 2.

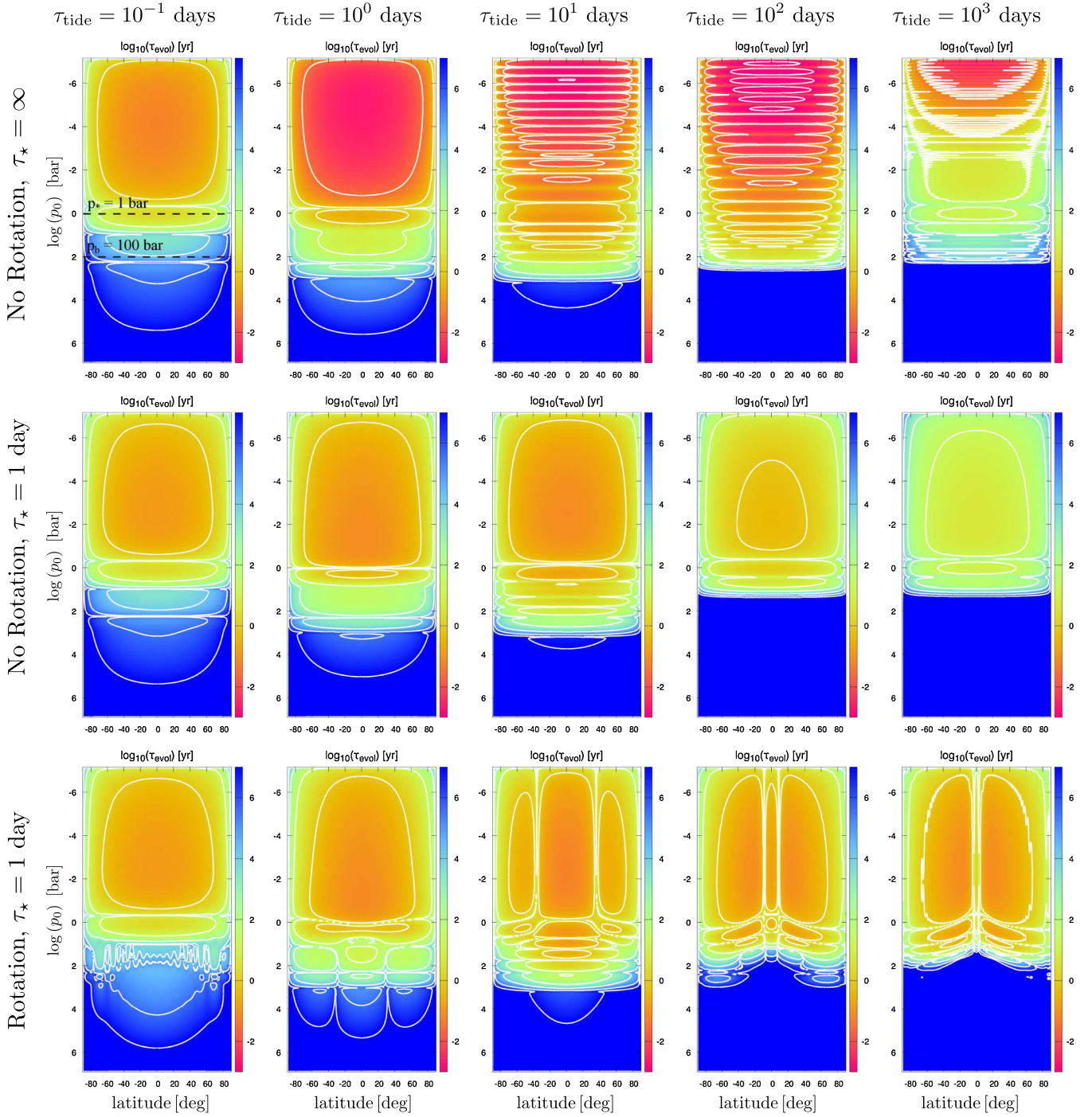


Fig. 7. Characteristic time scale necessary for the quadrupolar semidiurnal thermal tide to generate an azimuthal jet of velocity $V_{\text{jet}} = 1 \text{ km s}^{-1}$. The logarithm of τ_{evol} (yr) is plotted using Eq. (72) for several decades of the forcing period ($\tau_{\text{tide}} = 2\pi/\sigma$), $\log(\tau_{\text{tide}}) = -1, \dots, 3$ (from left to right), and the three studied cases. *Top*: case treated by Arras & Socrates (2010), that is, adiabatic without rotation (no-Coriolis approximation). *Middle*: non-adiabatic without rotation ($\tau_{\star} = 1$ day). *Bottom*: non-adiabatic ($\tau_{\star} = 1$ day) with rotation (traditional approximation). The horizontal structure of the tidal response (Eq. (26)) is computed for 250 Hough modes using the spectral method described by Wang et al. (2016), with projections on 375 associated Legendre polynomials. The vertical structure equation (Eq. (41)) is integrated on regular mesh composed of 1000 points (10 000 points for the case $\tau_{\star} = \infty$) using the implicit fourth order finite differences scheme detailed in Appendix E.

In the asymptotic case of rapid rotation, the predominant modes are the gravity modes of smallest horizontal wavenumbers. Hence, for $\tau_{\text{tide}} = 10^{-1}$ days (bottom left panel), the P_2^2 -like meridional variation of $\delta\rho$ and τ_{evol} corresponds to the gravity mode of degree $n = 0$. In the following case ($\tau_{\text{tide}} = 1$ day), we note that the amplitude of the harmonic of degree 2 is of the same order of magnitude as that of degree 0, while $\Theta_0^{2,\nu}$ is far better

coupled to P_2^2 than $\Theta_2^{2,\nu}$ in this case ($\nu = 0.51$). This results from a resonant amplification of the harmonic. While τ_{tide} increases, gravity modes tend to be confined equatorially. We observe this effect in the bottom middle panel of Figs. 6 and 7, where the meridional structure of the tidal response is essentially shaped by the main gravity mode ($n = 0$, see Fig. 3, top left panel). Because of the equatorial confinement, the coupling between

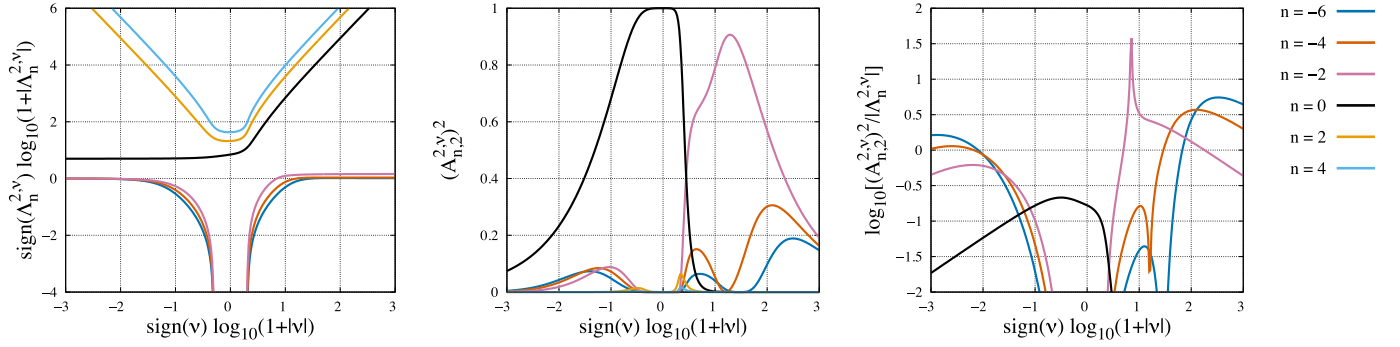


Fig. 8. Eigenvalues $\Lambda_n^{2,\nu}$ associated with even Hough modes (*left*), coupling coefficients $C_{2,n,2}^{2,\nu} = (A_{n,2}^{n,\nu})^2$ (*middle*) and amplification factors $C_{2,n,2}^{2,\nu} / |\Lambda_n^{2,\nu}|$ (*right*) as functions of the spin parameter (ν) for $n = \{-6, -4, -2, 0, 2, 4\}$ (three Rossby modes and three gravity modes). To represent quantities varying over a large range of magnitude and with sign changes, the function $f(X) = \text{sign}(X) \log(1 + |X|)$ is used. It enforces $f(X) \approx X$ for $X \ll 1$ and $f(X) \approx \text{sign}(X) \log(|X|)$ with a continuous transition. The peak observed in the *right panel* corresponds to the equality between the tidal frequency and the characteristic frequency of the Rossby mode of degree $n = -2$ (at this frequency, $\Lambda_{-2}^{2,\nu} = 0$, see [Lee & Saio 1997](#)).

Table 2. Values of the spin parameter (ν), eigenvalues of Hough modes (Λ_n) and coupling coefficients ($C_{2,n,2}$) associated with the values of τ_{tide} used in Sect. 4 for $n = \{-6, -4, -2, 0, 2, 4\}$.

Case	(a)	(b)	(c)	(d)	(e)
τ_{tide} [d]	0.1	1	10	100	1000
ν	0.951	0.510	-3.90	-48.0	-489
Λ_{-6}	–	–	-14.0	-0.142	-6.27 E ⁻³
Λ_{-4}	–	–	-8.30	-0.106	-5.58 E ⁻³
Λ_{-2}	–	–	-4.16	-7.60 E ⁻²	-4.95 E ⁻³
Λ_0	10.6	7.55	4.26	4.02	4.00
Λ_2	38.0	23.7	159	2.09 E ⁴	2.15 E ⁶
Λ_4	82.2	49.1	759	1.13 E ⁵	1.27 E ⁷
$C_{2,-6,2}$	–	–	1.40 E ⁻²	6.35 E ⁻²	1.00 E ⁻²
$C_{2,-4,2}$	–	–	2.68 E ⁻²	5.82 E ⁻²	6.32 E ⁻³
$C_{2,-2,2}$	–	–	5.01 E ⁻²	3.79 E ⁻²	2.68 E ⁻³
$C_{2,0,2}$	0.954	0.998	0.875	0.330	0.106
$C_{2,2,2}$	3.81 E ⁻²	1.86 E ⁻³	7.21 E ⁻³	9.65 E ⁻⁶	9.66 E ⁻⁹
$C_{2,4,2}$	5.55 E ⁻³	9.69 E ⁻⁶	7.26 E ⁻⁴	7.59 E ⁻⁷	9.83 E ⁻¹⁰

gravity modes and the quadrupolar forcing decays. It follows that the family of modes composing the response switches from gravity modes to Rossby modes around $\tau_{\text{tide}} = 10$ day, that is the transition between the inertial and the sub-inertial regimes illustrated by Fig. 5.

In the vicinity of spin-orbit synchronous rotation, the tidal response converges toward the asymptotic behaviour of the zero-frequency limit ($\tau_{\text{tide}} \rightarrow +\infty$), that is the so-called equilibrium tide. The aspect of spatial distributions plotted in Figs. 6 and 7 does not evolve any more. This behaviour is studied analytically in Appendix C, where the vertical profiles of perturbed quantities associated with the equilibrium thermal tide are given. By comparing the dissipative cases with and without rotation (right panels of cases 1 and 2), we notice that rotation strongly affects this regime. In the static approximation ($\Omega = 0$), the amplitude of the tidal response decreases while τ_{tide} increases, following the scaling law $\delta\rho \propto \sigma$. It is not the case any more when rotation is taken into account. Instead of decreasing, the amplitude of the density fluctuations saturates. Thus, the tidal response is enhanced by rotation. This saturation typically occurs for $|\sigma| \ll |2\Omega|$, that is, when the Coriolis effects exceed the thermally forced advection in the momentum equation. We will see

in the following section that this results from the amplification of Rossby modes by the factor $C_{2,n,2}^{2,\nu} / |\Lambda_n^{2,\nu}|$ mentioned above. As shown by Fig. 8, this factor plummets for gravity modes in the limit $\nu \rightarrow -\infty$, while it increases in the case of Rossby modes. Therefore, the coupling of the tidal response with Rossby modes is accentuated and the coupling with gravity modes annihilated. This explains why a gap can be observed at the equator, where gravity modes are confined (bottom right panels of Figs. 6 and 7).

5. Frequency spectra of the tidal torque

We end this study by examining how the total tidal torque exerted on the planet depends on the tidal frequency and how it is affected by the radiative cooling and rotation. As done in the previous section, we isolate the component of the fluid response associated with the thermal tides by setting $U = 0$ in the equations of tidal waves, and use the parameters of Table 1. First, following [Arras & Socrates \(2010\)](#), we consider the static approximation ($\Omega = 0$) and compute the tidal response for a strong radiative cooling ($\tau_{\star} = 0.1$ day) and a weaker one ($\tau_{\star} = 10$ day). Second, we compare the static ($\Omega = 0$) and rotating cases ($\Omega = n_{\text{orb}} + \sigma/2$) for $\tau_{\star} = 1$ day. The obtained torques are plotted on Fig. 9 as functions of the tidal period.

In the static approximation (left panel of Fig. 9), we reproduce the results previously obtained by [Arras & Socrates \(2010\)](#). Three regimes can be observed. At small tidal periods, the spectrum of the tidal torque exhibits a resonance due to the propagation of internal gravito-acoustic waves in the radiative zone. For extremal values of the tidal period, tidal waves are mainly restored by the fluid compressibility, which allows them to cross the lower limit of the stably stratified atmosphere and propagate in the central convective region. We note however that these frequencies correspond to rotation rates greater than the critical Keplerian frequency (Ω_c), meaning that the planet should be destroyed by centrifugal distortion in this frequency range. In the range $\tau_{\text{tide}} \approx 1\text{--}30$ days, a batch of resonances can be observed. It results from the excitation of the pure gravity waves observed in Figs. 6 and 7 (middle columns). Contrary to those associated with gravito-acoustic waves, these resonances are damped by the radiative cooling. Their amplitude decays while τ_{\star} increases. The non-dissipative asymptotic case, $\tau_{\star} = +\infty$ corresponds to the spectrum of Fig. 5 in the work by [Arras & Socrates \(2010\)](#).

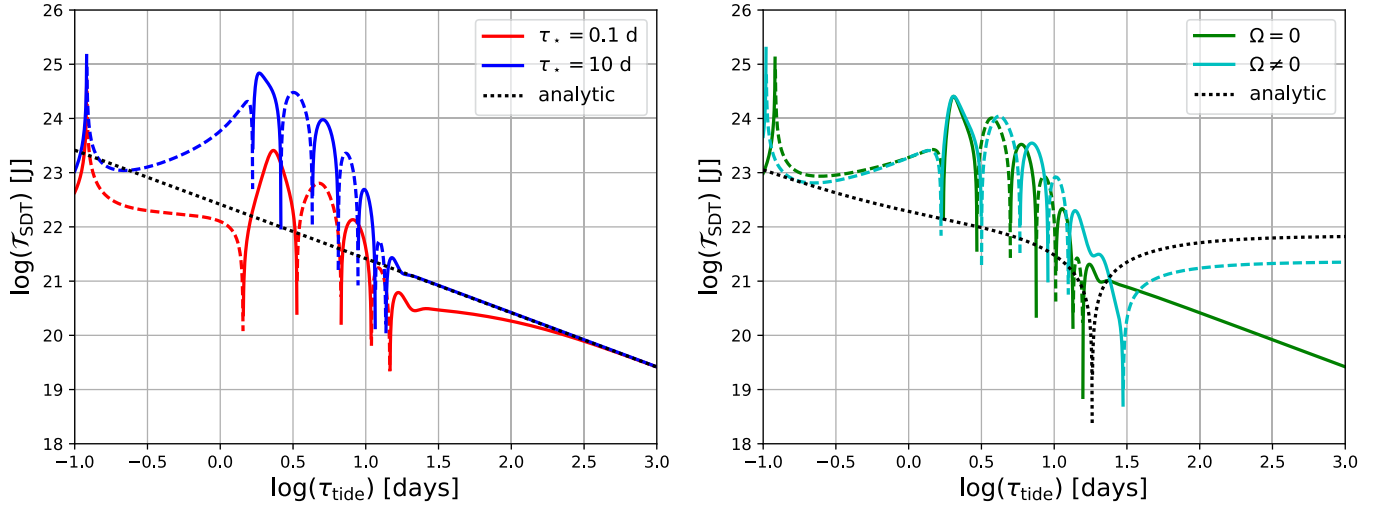


Fig. 9. Total tidal torque exerted of the planet (N.m) as a function of the tidal period (days). *Left:* for two extremal value of the thermal time ($\tau_* = 0.1, 10$ days) in the static approximation ($\Omega = 0$). *Right:* for $\tau_* = 1$ day in the static ($\Omega = 0$) and traditional ($\Omega \neq 0$) approximations (in this case, Ω is given by $\Omega = n_{\text{orb}} + \sigma / 2$ with $|\sigma| = 2\pi / \tau_{\text{tide}}$ and $n_{\text{orb}} = 2\pi / \tau_{\text{orb}}$, see Table 1). In both panels, the torque resulting from the quadrupolar component of the semi-diurnal tide is plotted in logarithmic scale (vertical axis) as a function of the logarithm of τ_{tide} (horizontal scale). Solid (dashed) lines correspond to negative (positive) torques, pushing the planet away (toward) spin-orbit synchronous rotation. The black dotted line designates the equilibrium tidal torque plotted using the analytic formula of Eq. (76). The grey zone corresponds to the region of the spectrum where the rotation rate exceeds the critical Keplerian angular frequency, defined in Sect. 2. Values of parameters used for these calculations are summarized in Table 1. The vertical structure of the tidal response is integrated on a regular mesh composed of 10^4 points for the *left panel* and 10^3 points for the *right panel*.

Finally, in the limit of long tidal periods (zero-frequency limit), the tidal response converges toward the regime of the equilibrium thermal tide. For more details about solutions in this regime, we refer the reader to the analytic study detailed in Appendices C and D. Particularly, we derive in this study an analytic approximation of the tidal quadrupole moment $Q_2^{2,\sigma}$ (Eq. (74)), which is expressed as (see Eq. (D.10))

$$Q_2^{2,\sigma} = \sum_n A_{n,2}^{2,\nu} \left\{ \left[1 - \frac{30}{\Lambda_n^{m,\nu}} \right] \int_0^{R_c} \rho_0 r^4 \left(\frac{\sigma^2}{N^2} \right) \frac{J_n}{i\sigma T_0 C_p} dr \right. \\ \left. + \frac{R^5}{\Lambda_n^{m,\nu}} \left[\left(\frac{\sigma^2}{N^2} \right) \rho_0 \left(6 + \frac{R}{H} \right) \frac{J_n}{i\sigma T_0 C_p} \right]_{r=R_c} \right\}, \quad (76)$$

where R_c designates the radius of the upper limit of the atmosphere introduced in Sect. 2.1. This formula is the generalization of the scaling law given by Arras & Socrates (2010) in Eq. (45) to the rotating and dissipative case. This shows that the radiative cooling does not intervene in the asymptotic regime of the equilibrium thermal tide since the quadrupole moment does not depend on σ_0 . Hence, whatever the efficiency of the radiative cooling, the fluid tidal response associated with the thermal tide invariably converges towards the same asymptotic regime and the same spatial distributions of perturbed quantities. This corresponds to what is observed on Fig. 9 (left panel), where the equilibrium tidal torque is plotted by using Eq. (76) (dotted black line). In the asymptotic zero-frequency regime, the quadrupole scales as $Q_{n,2}^{2,\sigma} \propto \sigma$, a frequency-dependence corresponding to that described by the constant time lag model (Mignard 1979, 1980; Hut 1981). Moreover, we notice that the sign of the tidal torque varies with the tidal frequency depending on the internal variation of mass distribution generated by tidal waves (see Fig. 6, middle and top panels). As the rotation is sub-synchronous in the studied case ($\sigma < 0$), a positive torque (dashed line) pushes the planet toward spin-orbit synchronization in a global way while a negative torque (continuous line)

tends to drive it away from this state of equilibrium. We note that this diagnosis is only valid as a zero-order approximation given that fluid layers are differentially forced by the thermal tide. The tidal forcing will generate zonal flows in the radiative zone as shown by early studies (e.g. Gu & Ogilvie 2009) and the previous section, rather than modify the mean solid rotation of the planet. These flows can nevertheless provide angular momentum to deeper layers through viscous coupling (e.g. Tsai et al. 2014).

Let us now examine the effect of rotation on the frequency spectrum (Fig. 9, right panel). As seen in the previous section, the rotation increases the number of excited modes by inducing a coupling in the momentum equations of tidal waves through the Coriolis acceleration. The strength of this effect is related to the absolute value of the spin parameter ($\nu = 2\Omega / \sigma$), the asymptotic limit $\nu \rightarrow 0$ corresponding to the static case. Thus, in the regime of rapid rotation $\nu \approx -1$, and the number of resonances due to gravito-acoustic waves is increased. The transition between retrograde and prograde rotation occurs in the period range $\tau_{\text{tide}} \approx 1$ –10 days (see Fig. 5). As a consequence, the regime of the fluid response is super-inertial and the quadrupolar forcing is essentially coupled with the gravity mode of degree $n = 0$ (Fig. 8, middle panel). This explains why the resonances associated with gravity waves in the range $\tau_{\text{tide}} \approx 1$ –30 days are weakly modified by Coriolis effects.

It is not the case of the low-frequency range, where the tidal torque ceases to decay beyond $\tau \approx 30$ days. To interpret this behaviour, let us return to the analytic formula of the quadrupole, given by Eq. (76). Unlike dissipative processes, the rotation strongly affects the equilibrium thermal tide through the coupling coefficients $A_{n,l}^{m,\nu}$ and the eigenvalues $\Lambda_n^{m,\nu}$. In the regime of sub-inertial waves, where $|\nu| \gg 1$, the quadrupolar perturbation of the semidiurnal tide is mainly coupled with Rossby modes, characterized by very small eigenvalues in absolute value (see Fig. 8, left panel, and Townsend 2003, for scaling laws of the $\Lambda_n^{m,\nu}$). Therefore, the amplitude of the tidal response associated

with the n -Hough mode is enhanced by a factor

$$\frac{(A_{n,2})^2}{|\Lambda_n^{m,\nu}|} \gg \frac{1}{l(l+1)} = \frac{1}{6}, \quad (77)$$

plotted in Fig. 8 (right panel). This corresponds to the fact that Coriolis effects dominate the forced advection terms in the momentum equation (Eq. (11)). As $\tau_{\text{tide}} \rightarrow +\infty$, $\Omega \rightarrow n_{\text{orb}} \neq 0$, which lets time to the Coriolis force to affect tidal motions. As a consequence, the tidal response reaches the observed saturation plateau (Fig. 9, right panel, cyan curve) for $|\sigma| \ll |2\Omega|$ while the tidal frequency decreases. The global quadrupole does not scale as $Q_{n,l}^{m,\sigma} \propto \sigma$ as in the static case.

The analytic formula of Eq. (76) allows us to approximate this behaviour. We can notice however a factor 2–3 difference between the numerical results and the analytic approximation. This difference is due to limitations of the analytic study of Appendix C, where the eigenvalues associated with Hough modes are considered as weakly sensitive to the tidal frequency. Actually, these parameters strongly depend on σ in the sub-inertial regimes. Particularly, those associated with the Rossby modes decrease in absolute value while $\nu \rightarrow -\infty$ (Fig. 8, left panel, see also Lee & Saio 1997; Townsend 2003). They thus tend to compensate the decay of the tidal frequency in the zero-frequency asymptotic limit. We however recover the correct functional form.

The observed behaviour of the tidal torque in the low-frequency range is due to the absence of friction in the model. This absence is responsible for the widening of the spectrum of Hough modes when $\sigma \rightarrow 0$. In calculations, one has to take a large number of modes into account to compute the tidal response because their amplitude decays very slowly while the meridional degree (n) increases. As it is not possible to compute an infinite number of modes, this leads to truncation effects, which tends to degrade the obtained solution. In reality, friction modifies the tidal response in the low-frequency range by introducing an additional timescale, denoted τ_{friction} . If $\tau_{\text{tide}} \ll \tau_{\text{friction}}$, the obtained solution is not modified. If $\tau_{\text{tide}} \gtrsim \tau_{\text{friction}}$, it has a strong impact on the spectrum of excited Hough modes. In the asymptotic limit $\tau_{\text{tide}}/\tau_{\text{friction}} \rightarrow +\infty$, Rossby modes merge with gravity modes and converge toward the associated Legendre polynomials (see e.g. Volland & Mayr 1972; Volland 1974), which are the Hough functions in the absence of rotation. This means that the spectrum of Hough modes coupled with the quadrupolar thermal forcing tends to reduce to one function, as in the static case, when $\tau_{\text{tide}} \gtrsim \tau_{\text{friction}}$, instead of broadening as observed in the present study. Hence, we expect that introducing friction in further works will change the aspect of the frequency-spectrum of the tidal torque in the low-frequency range.

6. Spin evolution

The tidal torque due to the semi-diurnal thermal tide is exerted on the radiative zone, where all of the tidal heating is absorbed. As showed by Sect. 4, there is a net separation between this zone and the convective interior as regards the direct impact of thermal tides on the dynamical evolution of the fluid. In this section, we investigate the possibility for thermal tides to generate a dynamical decoupling between the radiative zone and the convective interiors.

As a first step, let us compare the contributions of the tidal thermal and gravitational forcings in the radiative zone. For that,

we introduce the ratio between the amplitude of the tidal thermal (C_{therm}) and gravitational (C_{grav}) components, $\eta = C_{\text{therm}}/C_{\text{grav}}$. In the general case, these two components depend on the complex tidal response of the radiative zone and cannot be simply expressed. However, η can be derived analytically in the zero-frequency limit using the analysis detailed in Appendices C and D. In this case, the expression of the total multipole moment given by Eq. (D.3) shows that C_{therm} and C_{grav} are proportional to the two terms of the equilibrium vertical displacement, which reads for a given Hough mode (see Eq. (C.10))

$$\xi_{r;n}^{(\text{eq})} = \frac{1}{i\sigma} \left(\frac{\sigma_0 U_n}{g} + \frac{g J_n}{N^2 T_0 C_p} \right). \quad (78)$$

To simplify the problem, we consider the heated layer as isothermal, leading to $N^2 = g^2/C_p T_0$, set the gravity to $g = GM_p/R^2$, and assume $\tau_\star = (p_\star C_p)/(g F_\star)$ with $F_\star = 4\sigma_{\text{SB}} T_0^4$ (e.g. Showman & Guillot 2002; Arras & Socrates 2010). Hence, by substituting in Eq. (78) the expressions of U_2 and J_2 given by Eqs. (56) and (57) and using the third Kepler law $r_\star^3 n_{\text{orb}}^2 = G(M_\star + M_p)$ to eliminate n_{orb} , we finally obtain

$$\eta \sim \frac{C_p T_\star r_\star^3}{GM_\star R^2} \left(\frac{R_\star}{r_\star} \right)^{\frac{1}{2}}, \quad (79)$$

where the constant factor has been ignored.

The ratio η is plotted in Fig. 10 as a function of the star-planet distance. This figure shows the regions where the tidal response of the radiative layer is due to gravitational ($\eta \ll 1$, blue area) and thermal ($\eta \gg 1$, red area) forcings. In the case treated here, with the values of Table 1 and $C_p = 7.49 \times 10^3 \text{ J.kg}^{-1} \cdot \text{K}^{-1}$, $\eta \sim 1$ corresponds to $r_\star \sim 0.03 \text{ AU}$, which means that the gravitational and thermal components are comparable in the zero-frequency limit. The thermal component can nevertheless be greater than the gravitational one in the frequency range of resonant internal gravity waves, where it is increased by two orders of magnitude (see Fig. 9). Moreover, one should bear in mind that η measures a mean ratio at the base of the heated layer. This ratio varies with the altitude from the base of the stably stratified layer, where gravitational tides dominate, to the high levels of the atmosphere, mainly submitted to the stellar heating.

We now compare the global rotational evolution of the spin in the convective interior and radiative layer. The convective interior is submitted to the gravitational forcing of the star only, which generates an equilibrium elongation and a dynamical response taking the form of inertial waves (Ogilvie & Lin 2004). The lag due to the energy dissipated tidally by the factor, we obtain the global convective zone is thus specified by the tidal quality factor Q , and the corresponding tidal torque is given by (e.g. Goldreich & Soter 1966)

$$\mathcal{T}_{\text{grav}} = \frac{3GM_\star^2 R^5}{2r_\star^6 Q}, \quad (80)$$

from which the synchronization time scale of the interior $\tau_{\text{syn}}^{\text{CZ}}$ is deduced. Ignoring the constant factor, we get (e.g. Showman & Guillot 2002)

$$\tau_{\text{syn}}^{\text{CZ}} \approx Q \left(\frac{R^3}{GM_p} \right) \left(\frac{M_p}{M_\star} \right)^2 \left(\frac{a}{R} \right)^6 |\sigma|. \quad (81)$$

Similarly, by considering the radiative layer as a thin shell corresponding to the mass fraction f_p of the planet and ignoring

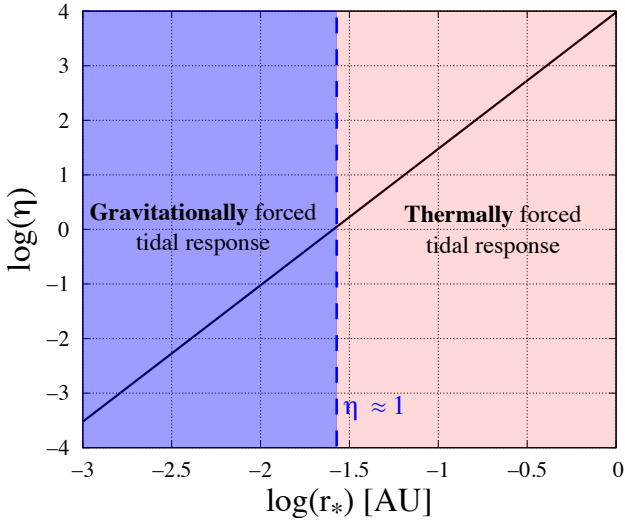


Fig. 10. Regions where the tidal response of the radiative layer is dominated by the gravitational (blue area) and thermal (red area) components of the forcing in the zero-frequency limit ($\sigma \rightarrow 0$). The logarithm of the ratio η given by Eq. (79) (black solid line) is plotted as a function of the star-planet distance r_* (AU) in logarithmic scale. The blue dashed line designates the critical distance at which the two components are of the same order of magnitude ($\eta \approx 1$).

the constant factor, we obtain the global synchronization time scale of the spin due to semidiurnal thermal tides,

$$\tau_{\text{syn}}^{\text{RZ}} \approx f_p M_p R^2 \left| \frac{\sigma}{\mathcal{T}_{\text{SDT}}(\Omega, \sigma)} \right|, \quad (82)$$

where \mathcal{T}_{SDT} is the total tidal torque given by Eq. (73). The mass fraction of the radiative layer is determined by the pressure level at which the transition between neutral and stable stratification is located. Considering the background profiles computed in Sect. 2.2, we estimate it to $f_p \approx 2 \times 10^{-5}$ in the studied case.

Hence, using Eqs. (81) and (82) with the values of parameters given by Table 1, we plot in Fig. 11 the synchronization time scale of the radiative and convective zones as a function of the tidal period. The tidal quality factor is not well constrained because it partly results from the dynamical tide within the convective region, which can vary over several orders of magnitude depending both on the properties of internal friction and on resonances associated with the propagation of inertial waves (Ogilvie & Lin 2004). For Jupiter, the magnitude of Q inferred from Io's dissipation rate is in the range $6 \times 10^4 < Q < 2 \times 10^6$ (Yoder & Peale 1981). For Saturn, Lainey et al. (2017) estimate the Love number to $k_2 = 0.390 \pm 0.24$ and the ratio k_2/Q to $k_2/Q = (1.59 \pm 0.74) \times 10^{-4}$, which gives $1 \times 10^{-3} < Q < 5 \times 10^{-3}$. Therefore, to calculate the synchronization time scale of the convective interior, we employ a simplified constant- Q model, with two different values of Q . In the first case, considered as weakly dissipative, the tidal quality factor is set to $Q = 10^5$ (blue dashed line). In the second case, which corresponds to a stronger tidal dissipation, $Q = 10^3$ (red dashed line). Concerning the radiative layer, we use the torque computed in the non-adiabatic case with rotation and its analytic approximation in the zero-frequency limit (see Fig. 9, right panel).

The figure shows that the synchronization time scale of the radiative layer forced by thermal tides is similar to that of the convective interior for $Q = 10^5$ (weak tidal dissipation)

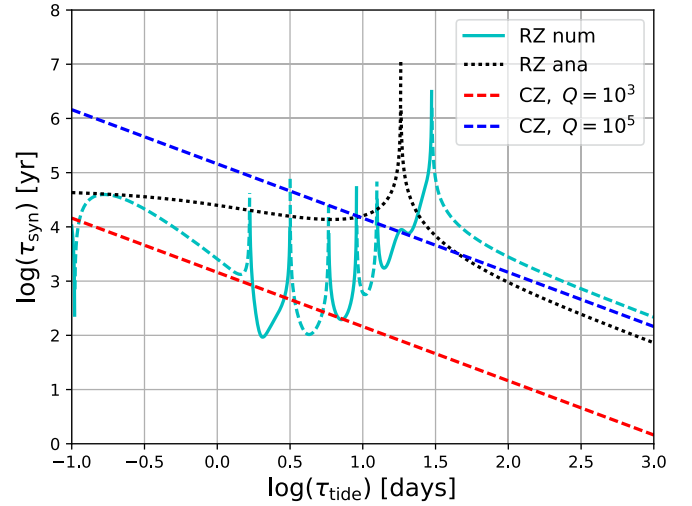


Fig. 11. Synchronisation time scale (yr) of the radiative (RZ) and convective (CZ) zones as a function of the tidal period (days) in logarithmic scales. The cyan line designates the synchronization time scale computed numerically with the model of the uniformly rotating spherical shell using Eq. (82). This line is solid (dashed) in regions where the radiative layer is torqued away from (towards) synchronization. The dotted black line designates the synchronization time scale resulting from the torque derived analytically in the zero-frequency limit. Red and blue dashed lines correspond to the case of the convective interior with constant tidal quality factors set to $Q = 10^3$ and $Q = 10^5$, respectively. They are plotted using Eq. (81).

in the zero-frequency limit. In this case, thermal tides do not induce differential rotation between the radiative and convective regions. Resonances associated with the propagation of internal gravity waves can decrease the synchronization time scale of the radiative layer by two orders of magnitude in the period range 1–30 days. However, their effects on mean flows remain local, the high dissipation rate in the vicinity of a resonance tending to drive the rotation of the layer out of it. The time scale corresponding to a strong tidal dissipation in the radiative zone is of the same order of magnitude than that associated with $Q = 10^3$ in the convective interior.

7. Discussion

The linear analysis shows that semi-diurnal thermal tides are able to generate strong asynchronous zonal flows in the radiative zone, where all of the tidal heating is absorbed. Because of the propagation of internal waves, the fluid tidal response can be enhanced by several orders of magnitude. This reinforces the conclusions of Arras & Socrates (2010) for the semidiurnal tide, and of Gu & Ogilvie (2009) who demonstrated that the diurnal thermal tide could drive the upper layers of the atmosphere into asynchronous rotation by transporting angular momentum upward. Moreover, it emphasizes the necessity to consider the possibility of tidally driven asynchronous zonal flows in the modelling of the general circulation of hot Jupiters beyond a critical orbital radius, which is approximately $r_* \approx 0.03$ AU in the treated case. Thermal tides can be difficult to take into account with GCMs for two reasons. First, they are negligible at time scales characterizing the global flows. Second, the atmospheric tidal response depends on the inner boundary condition on the distortion of the convective envelope. Thus, to properly compute the atmospheric tidal response, one should know how the system of coordinates is modified by the gravitationally excited

distortion of the convective interior. However, owing to their ability to drive the radiative region into asynchronous rotation, the effects of thermal tides on the general circulation should be included in models when the thermally excited component of the tidal response is greater than the gravitationally excited component.

In the present work, it emerges that dissipative processes play a key role in the fluid tidal response. Firstly, they affect its magnitude, particularly for tidal periods $\tau_{\text{tide}} \gtrsim \tau_{\star}$. Secondly, they regularize the resonant behaviour obtained by Arras & Socrates (2010) in the vicinity of synchronous rotation, which is due to the reflection of internal gravity waves on the boundaries of the stably stratified layer (compare Fig. 9 with Fig. 4 of Arras & Socrates 2010). The radiative cooling drains away the energy injected by the tidal heating. In that sense, it acts similarly to the radiation condition used by Arras & Socrates (2010), which allows the energy to propagate upwards at the upper boundary. We thus retrieve qualitatively the spectrum plotted in Fig. 5 of their study in the static approximation. The effect of rotation on the tidal response is strong when $|2\Omega| \gg |\sigma|$. It induces the excitation of a large number of modes behaving in a frequency-resonant way. For this reason, the tidal response would be much more altered by rotation in the range $0.1 \text{ days} < \tau_{\text{tide}} < 1 \text{ day}$ in the case of super-synchronous rotation than in the case of sub-synchronous rotation treated in this study.

We shall discuss here the two approximations that we make concerning rotation to simplify calculations. As regards background flows, we consider that the planet rotates uniformly at the angular frequency Ω . Thus we ignore the coupling between tidal waves and mean flows. Nevertheless, this coupling could significantly modify the tidal response of the radiative region. Indeed, taking into account winds introduces an advection term in the momentum equation. This term is weighted by the Rossby number, that is, the parameter measuring the departure of the flow to solid rotation. Hence, in the regime of high Rossby numbers, the Coriolis acceleration is dominated by wind-driven advective accelerations, which implies a new tidal regime in Fig. 4. The effect of a vertical shear on internal waves has been studied in the framework of the Earth atmospheric tides (e.g. Chiu 1952; Booker & Bretherton 1967) and oceanic turbulence (e.g. Worthing et al. 1983). Beyond a critical value of the local Richardson number $R_i = N^2 |dV_0/dr|^{-2}$ (V_0 standing for the velocity vector of the wind), internal gravity are attenuated by the vertical shear at the level at which their horizontal phase speed is equal to the zonal velocity $V_{\varphi,0}$ (Booker & Bretherton 1967). As the horizontal phase speed scales as $v_{\varphi} \sim \sigma R$ in the radiative zone, we expect that the vertical shear plays an important role in the low-frequency range. Typically, for $R = 1.27 R_J$ and $V_{\varphi,0} = 1 \text{ km s}^{-1}$, the frequency at which $v_{\varphi} \sim V_{\varphi,0}$ is $\sigma = 1.1 \times 10^{-5} \text{ s}^{-1}$, which corresponds to the tidal period $\tau_{\text{tide}} = 6.5 \text{ days}$.

The second most important simplification as regards rotation is the traditional approximation (e.g. Unno et al. 1989). In this approximation, the horizontal component of the rotation vector, $-\Omega \sin \theta e_{\theta}$, is neglected (see Eqs. (16) to (18)). Physically, this means that we ignore the radial component of the Coriolis force and the horizontal component associated with radial motions. Therefore, the traditional approximation is appropriate in the case where the fluid displacement is dominated by horizontal motions. As the Archimedean force acts as a restoring force on fluid particles in the vertical direction, a sufficiently strong stable stratification limits vertical motions. The buoyancy thus dominates the radial component of

the Coriolis force, and makes the horizontal component associated with radial motions negligible compared to that associated with horizontal motions. Given that the strengths of the Coriolis and Archimedean forces are measured by the inertia and Brunt-Väisälä frequencies, respectively, this condition is mathematically expressed by the hierarchy of frequencies $|2\Omega| \ll N$ (e.g. Auclair-Desrotour et al. 2017a). The validity of the traditional approximation as regards the modelling of internal waves has been examined for various media, such as oceanic layers (e.g. Gerkema & Shrira 2005; Gerkema & Zimmerman 2008), planetary atmospheres and envelopes (e.g. Ogilvie & Lin 2004; Tort & Dubos 2014), and stellar interiors (e.g. Savonije et al. 1995; Mathis et al. 2008; Mathis 2009; Prat et al. 2017). The traditional approximation prevents us from extending the analytic approach used in this work to weakly of neutrally stratified layers, where radial and horizontal motions are of the same order of magnitude. In such cases, it is necessary to keep all of the components of the Coriolis force. This requires the use of numerical or semi-analytical methods like the Chebyshev pseudospectral method used by Ogilvie & Lin (2004).

8. Conclusions

Motivated by the understanding of the effect of stellar semidiurnal thermal tides on the general circulation of hot Jupiters, we revisited the early study by Arras & Socrates (2010) by including the effects of radiative cooling and rotation. We derived the equations describing the tidal response of a radially stratified fluid planet in the framework of the traditional approximation, where the horizontal and vertical structure of waves can be solved separately. For the background structure of the planet, we used the equation of state proposed by Arras & Socrates (2010), which mimics a bi-layer planet composed of a central neutrally stratified region and a thin superficial stably stratified radiative zone. As regards the radiative cooling, we applied the prescription given by Iro et al. (2005) to set the scaling law of the thermal time in the heated layer. We thus derived the equations of tidal waves forced both by the stellar incoming flux and the tidal gravitational potential of the star, as well as the associated tidal torque and time scale of evolution of tidally forced mean zonal flows. We then solved these equations numerically for the case treated by Arras & Socrates (2010) in three configurations: (a) in the static and adiabatic approximations (Arras & Socrates 2010), (b) in the static approximation with radiative cooling, (c) with rotation and radiative cooling. In each case, we computed both the internal structure of the tidal response due to the thermal forcing and the total tidal torque exerted on the planet.

The rotation strongly modifies the structure of the tidal waves by coupling the forcing with Hough modes of different wavenumbers. The better coupled modes can change depending on the frequency. In the super-inertial regime ($|\nu| \ll 1$), the main contributor is the gravity mode of degree $n = 0$. In the sub-inertial regime ($|\nu| \gg 1$), the structure of the tidal perturbation is shaped by a large number of Rossby modes. In the framework of the static and adiabatic approximations we recover the results obtained by Arras & Socrates (2010). The absence of dissipation allows gravito-acoustic waves to propagate over the whole thickness of the radiative zone and to be reflected by its boundaries, which amplify the tidal response and allows a strongly oscillating behaviour to arise in the vicinity of spin-orbit synchronous rotation. Introducing the radiative cooling leads to a regularized response where such oscillations do not exist any more. In this case, the response is characterized by large-scale patterns

tending to generate zonal flows in alternate directions. However, the tidal response in the zero-frequency limit remains the same as in the adiabatic case. It does not depend on the thermal time of the radiative zone.

In the zero-frequency limit, the obtained frequency spectrum of the tidal torque reaches a saturation plateau when rotation is included. It thus qualitatively differs from the static case treated by Arras & Socrates (2010). In their case, the torque follows the scaling law $\mathcal{T}_{\text{SDT}} \propto \sigma$, which corresponds to the frequency behaviour described by the constant time lag model. Both behaviours are well approximated by the analytic formula derived for the equilibrium tide in this work, which generalizes that given by Arras & Socrates (2010) to non-adiabatic and rotating atmospheres. Particularly, this formula allows us to identify the amplification factors at the origin of the saturation in the rotating case. These amplification factors are due to the absence of friction in the model, which allows rotation to couple the perturbation with a large number of Rossby modes. In reality, friction would prevent this coupling in the low-frequency range and drive the perturbation toward a quadrupolar pattern, similarly to the forcing. As observed by Arras & Socrates (2010), the obtained spectra of the total tidal torque exhibit resonances corresponding to gravito-acoustic waves in the high-frequency range ($\tau_{\text{tide}} \lesssim 1$ day) and to gravity waves in the medium-frequency range ($1 \lesssim \tau_{\text{tide}} \lesssim 30$ days).

As the sign of the tidal torque varies with the tidal frequency, the semidiurnal tide is likely to drive strong asynchronous zonal flows over time scales comparable to the year in order of magnitude. This impact results from both the weak density of the radiative zone and the fact that it absorbs all of the incoming stellar flux. This highlights the fact that the dynamics of the radiative zone are far more sensitive to stellar thermal tides than the central convective region. However, the time scales associated with the growth of tidally forced jets remains larger than those characterizing the general circulation in the heated zone. In the zero-frequency limit, the thermal tidal response of the radiative layer dominates the gravitational component beyond a critical orbital radius, estimated to $r_{\star} \sim 0.03$ AU in this work. The associated synchronization time scale is of the same order as that of the convective interior if this latter has a Jupiter-like tidal dissipation rate, $Q = 10^5$. It can be decreased by several orders of magnitude by resonances due to internal gravito-inertial waves in the period range 1–30 days.

A subject of interest for forthcoming works would be to investigate how winds affect the tidal response. The intense stellar heating to which hot Jupiters are submitted by their host star forces strong zonal jets inducing an important departure to the idealised solid rotation approximation. Therefore, the interplay between the general circulation and tidal waves appears as a key question in the understanding of the effect of tides on the dynamical evolution of hot Jupiters.

Acknowledgements. The authors acknowledge funding by the European Research Council through the ERC grant WHIPLASH 679030. They wish to thank the anonymous referee for helpful suggestions and remarks. P. Auclair-Desrotour acknowledges Anthony Caldas for his help with the use of Python plotting tools.

References

- Abramowitz, M., & Stegun, I. A. 1972, *Handbook of Mathematical Functions* (New York: Dover)
- Arras, P., & Socrates, A. 2010, *ApJ*, 714, 1
- Auclair-Desrotour, P., Laskar, J., & Mathis, S. 2017a, *A&A*, 603, A107
- Auclair-Desrotour, P., Laskar, J., Mathis, S., & Correia, A. C. M. 2017b, *A&A*, 603, A108
- Booker, J. R., & Bretherton, F. P. 1967, *J. Fluid Mech.*, 27, 513
- Chapman, S., & Lindzen, R. 1970, *Atmospheric Tides: Thermal and Gravitational*. (Dordrecht: Reidel)
- Chiu, W.-C. 1952, *Arch. Meteorol. Geophys. Bioklimatol., Ser. A.*, 5, 280
- Cho, J. Y.-K., Menou, K., Hansen, B. M. S., & Seager, S. 2003, *ApJ*, 587, L117
- Correia, A. C. M., & Laskar, J. 2001, *Nature*, 411, 767
- Correia, A. C. M., & Laskar, J. 2003, *J. Geophys. Res. (Planets)*, 108, 5123
- Cowling, T. G. 1941, *MNRAS*, 101, 367
- Dickinson, R. E., & Geller, M. A. 1968, *J. Atm. Sci.*, 25, 932
- Dobrovolskis, A. R., & Ingersoll, A. P. 1980, *Icarus*, 41, 1
- Gerkema, T., & Shrira, V. I. 2005, *J. Fluid Mech.*, 529, 195
- Gerkema, T., & Zimmerman, J. 2008, *An introduction to internal wave, Lecture notes* (Texel: Royal NIOZ)
- Gold, T., & Soter, S. 1969, *Icarus*, 11, 356
- Goldreich, P., & Soter, S. 1966, *Icarus*, 5, 375
- Gu, P.-G., & Ogilvie, G. I. 2009, *MNRAS*, 395, 422
- Hough, S. S. 1898, *Roy. Soc. London Philos. Trans. Ser. A*, 191, 139
- Hut, P. 1981, *A&A*, 99, 126
- Ingersoll, A. P., & Dobrovolskis, A. R. 1978, *Nature*, 275, 37
- Ioannou, P. J., & Lindzen, R. S. 1993a, *ApJ*, 406, 252
- Ioannou, P. J., & Lindzen, R. S. 1993b, *ApJ*, 406, 266
- Ioannou, P. J., & Lindzen, R. S. 1994, *ApJ*, 424, 1005
- Iro, N., Bézard, B., & Guillot, T. 2005, *A&A*, 436, 719
- Lainey, V., Jacobson, R. A., Tajeddine, R., et al. 2017, *Icarus*, 281, 286
- Laplace, P. S. 1798, *Traité de mécanique céleste* (Duprat J. B. M.)
- Leconte, J., Wu, H., Menou, K., & Murray, N. 2015, *Science*, 347, 632
- Lee, U., & Saio, H. 1997, *ApJ*, 491, 839
- Lindzen, R. S., & McKenzie, D. J. 1967, *Pure Appl. Geophys.*, 66, 90
- Lubow, S. H., Tout, C. A., & Livio, M. 1997, *ApJ*, 484, 866
- Mathis, S. 2009, *A&A*, 506, 811
- Mathis, S., & Le Poncin-Lafitte, C. 2009, *A&A*, 497, 889
- Mathis, S., Talon, S., Pantillon, F.-P., & Zahn, J.-P. 2008, *Sol. Phys.*, 251, 101
- Mignard, F. 1979, *Moon Planets*, 20, 301
- Mignard, F. 1980, *Moon Planets*, 23, 185
- Ogilvie, G. I., & Lin, D. N. C. 2004, *ApJ*, 610, 477
- Prat, V., Mathis, S., Lignières, F., Ballot, J., & Culpin, P.-M. 2017, *A&A*, 598, A105
- Press, W. H. 2007, *Numerical Recipes 3rd edn.: The Art of Scientific Computing* (Cambridge University Press)
- Rasio, F. A., Tout, C. A., Lubow, S. H., & Livio, M. 1996, *ApJ*, 470, 1187
- Rauscher, E., & Kempton, E. M. R. 2014, *ApJ*, 790, 79
- Savonije, G. J., Papaloizou, J. C. B., & Alberts, F. 1995, *MNRAS*, 277, 471
- Showman, A. P., & Guillot, T. 2002, *A&A*, 385, 166
- Showman, A. P., Fortney, J. J., Lian, Y., et al. 2009, *ApJ*, 699, 564
- Showman, A. P., Lewis, N. K., & Fortney, J. J. 2015, *ApJ*, 801, 95
- Terquem, C., Papaloizou, J. C. B., Nelson, R. P., & Lin, D. N. C. 1998, *ApJ*, 502, 788
- Tort, M., & Dubos, T. 2014, *QJRAS*, 140, 2388
- Townsend, R. H. D. 2003, *MNRAS*, 340, 1020
- Tsai, S.-M., Dobbs-Dixon, I., & Gu, P.-G. 2014, *ApJ*, 793, 141
- Unno, W., Osaki, Y., Ando, H., Saio, H., & Shibahashi, H. 1989, *Nonradial oscillations of stars 2nd edn.* (Tokyo: University of Tokyo Press)
- Volland, H. 1974, *J. Atm. Terr. Phys.*, 36, 445
- Volland, H., & Mayr, H. G. 1972, *J. Atm. Terr. Phys.*, 34, 1745
- Wang, H., Boyd, J. P., & Akmaev, R. A. 2016, *Geosci. Model Dev.*, 9, 1477
- Wilkes, M. V. 1949, *Oscillations of the Earth's Atmosphere* (Cambridge University Press)
- Wortherm, S., Mollo-Christensen, E., & Ostapoff, F. 1983, *J. Fluid Mech.*, 133, 297
- Yoder, C. F., & Peale, S. J. 1981, *Icarus*, 47, 1
- Zahn, J. P. 1966, *Annales d'Astrophysique*, 29, 313

Appendix A: Polarisation relations of the tidal response

The polarisation relations of the tidal response (Sect. 2.2) are computed by substituting Ψ_n in primitive equations. Omitting the superscripts m and σ , we obtain, for latitudinal motions,

$$\xi_{\theta;n} = \frac{1}{\sigma^2 r} (\Phi_n \Psi_n - U_n), \quad (\text{A.1})$$

$$V_{\theta;n} = \frac{i}{\sigma r} (\Phi_n \Psi_n - U_n), \quad (\text{A.2})$$

for longitudinal motions,

$$\xi_{\varphi;n} = \frac{i}{\sigma^2 r} (\Phi_n \Psi_n - U_n), \quad (\text{A.3})$$

$$V_{\varphi;n} = -\frac{1}{\sigma r} (\Phi_n \Psi_n - U_n), \quad (\text{A.4})$$

for vertical motions,

$$\xi_{r;n} = -\frac{1}{H} \left(\frac{\sigma}{\sigma - i\sigma_0} N^2 - \sigma^2 \right)^{-1} \left[\Phi_n \left(\frac{d\Psi_n}{dx} + \mathcal{A}_n \Psi_n \right) - \frac{dU_n}{dx} + i \frac{\kappa}{\sigma - i\sigma_0} J_n \right], \quad (\text{A.5})$$

$$V_{r;n} = -\frac{i\sigma}{H} \left(\frac{\sigma}{\sigma - i\sigma_0} N^2 - \sigma^2 \right)^{-1} \left[\Phi_n \left(\frac{d\Psi_n}{dx} + \mathcal{A}_n \Psi_n \right) - \frac{dU_n}{dx} + i \frac{\kappa}{\sigma - i\sigma_0} J_n \right], \quad (\text{A.6})$$

and for scalar quantities,

$$\delta p_n = \rho_0 \Phi_n \Psi_n, \quad (\text{A.7})$$

$$\delta \rho_n = -\frac{\rho_0}{gH} \frac{N^2}{N^2 - \sigma(\sigma - i\sigma_0)} \left[\Phi_n \left(\frac{d\Psi_n}{dx} + \mathcal{B}_n \Psi_n \right) - \frac{dU_n}{dx} + i \frac{\kappa\sigma}{N^2} J_n \right], \quad (\text{A.8})$$

$$\delta T_n = \frac{N^2}{N^2 - \sigma(\sigma - i\sigma_0)} \left[\Phi_n \left(\frac{d\Psi_n}{dx} + C_n \Psi_n \right) - \frac{dU_n}{dx} + i \frac{\kappa\sigma}{N^2} J_n \right], \quad (\text{A.9})$$

]where we have introduced the co-efficients

$$\mathcal{A}_n(x) = \frac{1}{2} \left(\frac{1}{\Gamma_1} \frac{\sigma - i\Gamma_1\sigma_0}{\sigma - i\sigma_0} - \frac{\sigma}{\sigma - i\sigma_0} \frac{HN^2}{g} + K_o \right), \quad (\text{A.10})$$

$$\mathcal{B}_n(x) = \frac{1}{2} \left[\frac{1}{\Gamma_1} \frac{\sigma - i\Gamma_1\sigma_0}{\sigma - i\sigma_0} \left(2 \frac{\sigma(\sigma - i\sigma_0)}{N^2} - 1 \right) - \frac{\sigma}{\sigma - i\sigma_0} \frac{HN^2}{g} + K_o \right], \quad (\text{A.11})$$

$$C_n(x) = \mathcal{B}_n + 1 - \frac{\sigma(\sigma - i\sigma_0)}{N^2}. \quad (\text{A.12})$$

Appendix B: Impact of the lower boundary condition on the solution

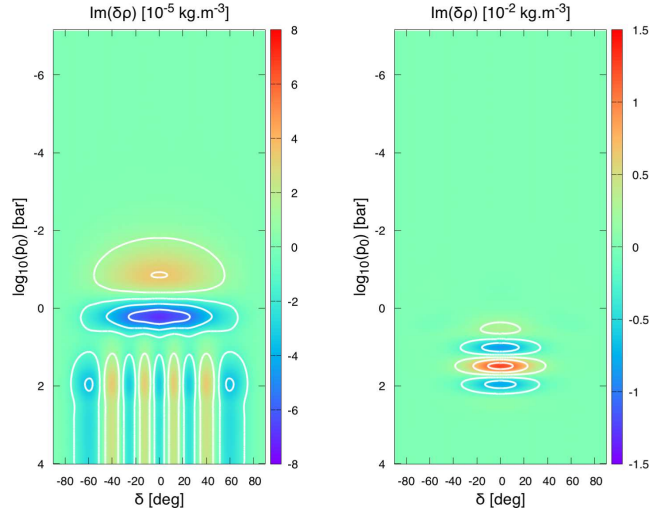


Fig. B.1. Imaginary part of density fluctuations in the case treated in Fig. 6 for a lower boundary located at the pressure level $p_0 = 10^4$ bar instead of the centre of the planet as in Fig. 6. The density fluctuations are plotted as a function of latitude (degrees, horizontal axis) and pressure in logarithmic scale (bars, vertical axis) in the case with rotation and radiative cooling and for two different tidal periods, (i) $\tau_{\text{tide}} = 0.1$ day (left) and (ii) $\tau_{\text{tide}} = 10$ day (right). The corresponding rotation rates are given by $\Omega = \sigma/2 + n_{\text{orb}}$ with $|\sigma| = 2\pi/\tau_{\text{tide}}$ and $n_{\text{orb}} = 2\pi/\tau_{\text{orb}}$ (see Table 1).

As discussed in Sect. 2.4, the lower limit of the fluid region where the tidal perturbation is computed can affect the obtained solution if it is set too close to the base of the stably stratified zone. We show here an example of the kind of artefacts that can occur in these cases. In plots displayed by Fig. 6, the lower limit is set as far as possible from the perturbed region, that is at the centre of the planet. This allows us to avoid artificial interactions of the perturbation with the lower boundary. In the present case, we set the lower limit of the fluid region at the pressure level $p_0 = 10^4$ bar, much more closer to the basis of the stably stratified zone (the region now stands for 6% of the planet radius), and do the calculations again for two cases treated in Fig. 6: (i) $\tau_{\text{tide}} = 0.1$ day and (ii) $\tau_{\text{tide}} = 10$ days, with rotation and radiative cooling. The parameters used for this study are those given by Table 1. The lower boundary condition is a rigid-wall condition, as defined in Sect. 2.4. The obtained results are plotted in Fig. B.1.

In case (ii), we obtain exactly the same solution as in Fig. 6. Tidal density variations are not affected by the lower boundary. We cannot observe any artefact. The other case is different. In case (i), we clearly note that the solution exhibit a new pattern with respect the the plot of Fig. 6. This pattern corresponds to an artefact resulting from the interactions of the tidal perturbation with the lower boundary of the fluid region. It highlight the way this boundary can affects the solution and justifies that we set the lower limit of the fluid region “at the infinite”.

Appendix C: Low-frequencies asymptotic regime

We derive here the asymptotic tidal response of the radiative zone in the low-frequency regime, which corresponds to

$\sigma \ll \sigma_0, 2\Omega, N, \sigma_s$ (see Fig. 4). Following Arras & Socrates (2010), we first establish the zero-frequency limit, the so-called equilibrium tide, and then a finite frequency correction to obtain the trend in the vicinity of spin-orbit synchronous rotation. Our goal is study the role played by rotation and radiative cooling in this regime and to explain the results obtained numerically in Sects. 4 and 5.

C.1. The equilibrium tide ($\sigma \rightarrow 0$)

The equilibrium tide is defined as the zero-frequency tidal response. We thus consider the primitive equations given by Eqs. (16) to (20) and let σ tend to zero. We begin with the equilibrium displacement. In the static case, the displacement associated with the (l, m, σ) -mode can be expanded in the poloidal harmonics (e.g., Arras & Socrates 2010)

$$\xi_l^{m,\sigma} = \left[\xi_{r;l}^{m,\sigma}(r) e_r + \xi_{\perp;l}^{m,\sigma}(r) r \nabla_{\perp} \right] P_l^m(\cos \theta) e^{i(\sigma t + m\varphi)}, \quad (\text{C.1})$$

where $\xi_{\perp;l}^{m,\sigma}$ designates the vertical profile of the horizontal displacement and $\nabla_{\perp} = (1/r) \partial_{\theta} e_{\theta} + 1/(r \sin \theta) \partial_{\varphi} e_{\varphi}$ the horizontal gradient operator in spherical coordinates. When the rotation is introduced (using the traditional approximation), the solution is a series of Hough modes identified by the subscript n . The previous expression thus generalises into

$$\xi_n^{m,\sigma} = \left[\xi_{r;n}^{m,\sigma}(r) + \xi_{\perp;n}^{m,\sigma}(r) \mathcal{L}_{\perp}^{m,\nu} \right] \Theta_n^{m,\nu}(\theta) e^{i(\sigma t + m\varphi)}, \quad (\text{C.2})$$

the notation $\mathcal{L}_{\perp}^{m,\nu}$ referring to the horizontal operator

$$\mathcal{L}_{\perp}^{m,\nu} = \frac{1}{1 - \nu^2 \cos^2 \theta} \left[\left(\frac{d}{d\theta} + m\nu \cot \theta \right) e_{\theta} + \left(\nu \cos \theta \frac{d}{d\theta} + \frac{m}{\sin \theta} \right) e_{\varphi} \right]. \quad (\text{C.3})$$

In the static case, $\mathcal{L}_{\perp}^{m,0} = r \nabla_{\perp}$ and we recover the expansion in poloidal harmonics given by Eq. (C.1). In the following, we omit the superscript (m, σ) in order to lighten equations.

With the notations introduced above, the equation of conservation of the horizontal momentum is expressed as

$$\sigma^2 \xi_{\perp;n} = \frac{1}{r} \left(\frac{\delta p_n}{\rho_0} - U_n \right). \quad (\text{C.4})$$

As a consequence, the equilibrium pressure fluctuation writes

$$\delta p_n^{(\text{eq})} = \rho_0 U_n. \quad (\text{C.5})$$

Substituting Eq. (C.5) in the equation of conservation of the vertical momentum,

$$-\sigma^2 \xi_{r;n} = -\frac{1}{\rho_0} \frac{d\delta p_n}{dr} - \frac{g}{\rho_0} \delta \rho_n + \frac{dU_n}{dr}, \quad (\text{C.6})$$

we get the density fluctuation associated with the equilibrium tide,

$$\delta \rho_n^{(\text{eq})} = -\frac{d\rho_0}{dr} \frac{U_n}{g}. \quad (\text{C.7})$$

We then consider the equation of heat transport,

$$\frac{\delta \rho_n}{\rho_0} \left(1 + \frac{\sigma_0}{i\sigma} \right) = \frac{\delta p_n}{\rho_0 c_s^2} \left(1 + \frac{\sigma_0}{i\sigma} \right) + \frac{N^2}{g} \xi_{r;n} - \frac{J_n}{i\sigma T_0 C_p}, \quad (\text{C.8})$$

where we substitute the pressure and density fluctuations associated with the equilibrium tide, Eqs. (C.5) and (C.7). It follows that

$$N^2 \xi_{r;n}^{(\text{eq})} = \frac{N^2 \sigma_0}{g} \frac{U_n}{i\sigma} + \frac{g J_n}{i\sigma T_0 C_p}. \quad (\text{C.9})$$

As discussed by Arras & Socrates (2010), we note that no solution exist in the central neutrally stratified region, since $N^2 \rightarrow 0$ while the thermal forcing is non-zero. This results from the vanishing of the Archimedean force, which is the only restoring force of the system in the vertical direction. In the neutrally stratified region, fluid particles can move freely along the vertical direction. As a consequence, no equilibrium can be reached when a forcing is applied. We shall also highlight here the fact that the traditional approximation is not valid in neutrally stratified region in the zero-frequency limit since $2\Omega \gtrsim \sigma, N$.

In the stably stratified radiative zone however, the vertical displacement associated with the equilibrium tide is expressed as

$$\xi_{r;n}^{(\text{eq})} = \frac{\sigma_0}{i\sigma} \frac{U_n}{g} + \frac{g}{N^2} \frac{J_n}{i\sigma T_0 C_p}. \quad (\text{C.10})$$

By substituting Eqs. (C.5), (C.7) and (C.10) in the equation of mass conservation,

$$\frac{\delta \rho_n}{\rho_0} = -\frac{1}{r^2 \rho_0} \frac{d}{dr} \left(r^2 \rho_0 \xi_{r;n} \right) + \frac{\Lambda_n}{r} \xi_{\perp;n}, \quad (\text{C.11})$$

we finally get the horizontal displacement,

$$r \rho_0 \xi_{\perp;n}^{(\text{eq})} = \frac{1}{\Lambda_n} \left[\frac{d}{dr} \left(r^2 \rho_0 \xi_{r;n}^{(\text{eq})} \right) + r^2 \delta \rho_n^{(\text{eq})} \right]. \quad (\text{C.12})$$

Hence, the pressure and density fluctuations associated with the equilibrium tide are determined by the tidal gravitational potential only while the displacement results from both gravitational and thermal forcings. Looking at Eq. (C.10), we note that the radiative cooling only affects the gravitationally forced tidal component. This explains why the tidal torques computed for different thermal times all converge towards the same asymptotic law at $\tau_{\text{tide}} \rightarrow +\infty$. The role played by rotation is of greater complexity. It is first expressed through the eigenvalues associated with Hough modes (Λ_n), which take very different values from those of gravity modes in the static case. Typically, for $|\nu| \gg 1$, predominant symmetric (n even) Rossby modes coupled with the quadrupolar forcing ($m = 2$) are characterized by $|\Lambda_n^{2,\nu}| \ll \Lambda_0^{2,0} = 6$. Second, the rotation modifies the coupling coefficients weighting Hough modes (the $A_{n,l}^{m,\nu}$ introduced in Eq. (28)) in a non-trivial way. Thus, predominant Hough modes can change depending on ν . In the super-inertial regime ($|\nu| < 1$) the predominant mode is the gravity mode of index $n = 0$. For $\nu = 10$, it is the Rossby mode of index $n = -2$.

C.2. Finite frequency correction

We now consider the first order correction in σ^2 , in order to derive scaling laws describing the behaviour of the density fluctuation as a function of σ in the asymptotic regime of low tidal frequencies. First, by identifying $\delta p_n^{(\text{eq})}$ (Eq. (C.5)) in Eq. (C.4), we get

$$\delta p_n = \delta p_n^{(\text{eq})} + \sigma^2 r \rho_0 \xi_{\perp;n}^{(\text{eq})}. \quad (\text{C.13})$$

We then substitute this equation in the vertical momentum equation to obtain the density fluctuation,

$$\delta\rho_n = \delta\rho_n^{(\text{eq})} + \frac{\sigma^2}{g} \left[\rho_0 \xi_{r;n}^{(\text{eq})} - \frac{d}{dr} (r \rho_0 \xi_{\perp;n}^{(\text{eq})}) \right]. \quad (\text{C.14})$$

Finally, by using the expression of the horizontal displacement associated with the equilibrium tide (Eq. (C.12)) in this equation and ignoring the gravitational forcing, we end up with the expression of $\delta\rho_n$ as a function of $\xi_{r;n}^{(\text{eq})}$,

$$\delta\rho_n = \frac{\sigma^2}{g} \left[\rho_0 \xi_{r;n}^{(\text{eq})} - \frac{1}{\Lambda_n} \frac{d^2}{dr^2} (r^2 \rho_0 \xi_{r;n}^{(\text{eq})}) \right]. \quad (\text{C.15})$$

Appendix D: Tidal multipole moment

The tidal multipole moment $Q_l^{m,\sigma}$ introduced in Eq. (68) stands for the global variation of mass distribution associated with the (l, m, σ) -mode. It quantifies the energy tidally dissipated by the mode and is defined by (e.g., Arras & Socrates 2010)

$$Q_l^{m,\sigma} = \int_0^{R_c} r^2 \delta\rho_l^{m,\sigma} dr, \quad (\text{D.1})$$

where $\delta\rho_l^{m,\sigma}$ designates the projection of the distribution of density fluctuations on the (l, m) -harmonic, and R_c the radius of the upper boundary introduced in Sect. 2.1. The tidal multipole moment is thus the sum of the contributions of Hough modes, denoted $Q_{n,l}^{m,\sigma}$, weighted by the projections coefficients of Hough functions on the associated Legendre polynomials, that is,

$$Q_l^{m,\sigma} = \sum_n A_{n,l}^{m,\nu} Q_{n,l}^{m,\sigma}. \quad (\text{D.2})$$

To improve the convergence of the numerical integration, Arras & Socrates (2010) separate the equilibrium and the dynamical tide (see Arras & Socrates 2010, Appendix A). Following their method, we substitute $\delta\rho_l^{m,\sigma}$ in Eq. (D.1) using Eq. (18). After two integrations by parts, and omitting the superscripts (m, σ) , we end up with

$$\begin{aligned} Q_{n,l}^{m,\sigma} &= \int_0^{R_c} r^{2+l} \delta\rho_n^{(\text{eq})} dr + \sigma^2 \left[\frac{r^2}{\Lambda_n} \frac{d}{dr} \left(\frac{r^{2+l}}{g} \right) \rho_0 \xi_{r;n} - \frac{r^{3+l}}{g} \rho_0 \xi_{\perp;n} \right]_{r=0}^{R_c} \\ &+ \sigma^2 \int_0^{R_c} \left\{ \rho_0 \xi_{r;n} \left[\frac{r^{2+l}}{g} - \frac{r^2}{\Lambda_n} \frac{d^2}{dr^2} \left(\frac{r^{2+l}}{g} \right) \right] \right. \\ &\left. + \frac{r^2}{\Lambda_n} \frac{d}{dr} \left(\frac{r^{2+l}}{g} \right) \delta\rho_n \right\} dr, \end{aligned} \quad (\text{D.3})$$

where $\xi_{\perp;n}$ and $\delta\rho_n^{(\text{eq})}$ are defined by Eqs. (C.4) and (C.7), respectively. We recover here the multipole moment given by Arras & Socrates (2010) modified by rotation (the $l(l+1)$ of Legendre polynomials have been replaced by the associated eigenvalues of Hough modes, Λ_n). In Eq. (D.3), we have conserved the boundary term resulting from the integrations by part (second term of the right member). Arras & Socrates (2010) ignore this term by arguing that it is negligible with respect to the others. They thus compute the quadrupole moment associated with the $l = m = 2$ tidal component by using a simplified expression and find that it leads to a better convergence than integrating the density variations directly. However, we notice in our calculations that the boundary term is negligible in the zero-frequency limit and in the non-adiabatic case. In the adiabatic case, tidal waves can

be reflected backward at the upper boundary, leading to a non-negligible boundary term. We verify that we obtain numerically the same results by using either Eq. (D.1) or Eq. (D.3), which suggests that writing the tidal quadrupole moment in the way of Eq. (D.3) does not improve the precision of the computation.

In the zero-frequency limit ($\sigma \rightarrow 0$), the above expression can be simplified using the equations of the equilibrium thermal tide ($U_n = 0$) established in Appendix C. First, let us note that $\delta\rho_n^{(\text{eq})} = 0$, $\xi_{r;n} \sim \xi_{r;n}^{(\text{eq})}$ and $\delta\rho_n = O(\sigma^2)$ in this regime, which means that the term in $\delta\rho_n$ in Eq. (D.3) tends to become negligible compared to that in $\xi_{r;n}$ while $\sigma \rightarrow 0$. Moreover, as tidal waves cannot propagate in the central convective region, the perturbation at the lower boundary can be neglected. It follows that

$$\begin{aligned} Q_{n,l}^{m,\sigma} &= \sigma^2 \int_0^{R_c} \rho_0 \xi_{r;n} \left[\frac{r^{2+l}}{g} - \frac{r^2}{\Lambda_n} \frac{d^2}{dr^2} \left(\frac{r^{2+l}}{g} \right) \right] dr \\ &+ \sigma^2 \left[\frac{1}{\Lambda_n} \frac{d}{dr} \left(\frac{r^{2+l}}{g} \right) r^2 \rho_0 \xi_{r;n} - \frac{r^{3+l}}{g} \rho_0 \xi_{\perp;n} \right]_{r=R_c}. \end{aligned} \quad (\text{D.4})$$

The thermal tide only affects a thin superficial layer of the planet. We thus approximate the internal mass by $M \approx M_p$, which makes the gravity scale as $g \propto r^{-2}$ in this region. This allows us to simplify the derivatives of r^{2+l}/g in Eq. (D.4) and to obtain for the integrand

$$\frac{r^{2+l}}{g} - \frac{r^2}{\Lambda_n} \frac{d^2}{dr^2} \left(\frac{r^{2+l}}{g} \right) = \frac{r^{2+l}}{g} \left[1 - \frac{(l+4)(l+3)}{\Lambda_n} \right]. \quad (\text{D.5})$$

We now consider the boundary term of Eq. (D.4). Without the contribution of the gravitational tidal potential the horizontal displacement of the n -Hough mode given by Eq. (C.12) simplifies into

$$\xi_{\perp;n}^{(\text{eq})} = \frac{1}{\Lambda_n r \rho_0} \frac{d}{dr} (r^2 \rho_0 \xi_{r;n}^{(\text{eq})}). \quad (\text{D.6})$$

In this equation, the derivative can be expanded as

$$\frac{d}{dr} (r^2 \rho_0 \xi_{r;n}^{(\text{eq})}) = \frac{d}{dr} \left(\frac{r^2 g \rho_0}{i\sigma N^2 T_0 C_p} \right) J + \left(\frac{r^2 g \rho_0}{i\sigma N^2 T_0 C_p} \right) \frac{dJ}{dr}. \quad (\text{D.7})$$

Firstly, with the approximation done above for the internal mass, $r^2 g$ is a constant. Secondly, the background structure that we use of the radiative zone corresponds to an isothermal atmosphere (see Fig. 2). As a consequence, T_0 and C_p are constant and $N^2 = \kappa g/H$ varies slowly with the vertical coordinate compared to the density, which is approximated by the exponential law $\rho_0 \propto \exp(-z/H)$, the notation z standing for the altitude with respect to the base of the isothermal region. Besides, $J_n \propto J_\star \exp[-\exp(-z/H)]$, where J_\star designates the tidal heating power per unit mass at $z = +\infty$. It follows that

$$J_n \propto J_\star \quad \text{and} \quad \frac{dJ_n}{dr} \propto \frac{J_\star}{H} e^{-z/H}. \quad (\text{D.8})$$

Therefore, the ratio between the second and the first term of Eq. (D.7), denoted ζ , scales as $\zeta \sim e^{-z/H}$, which allows us to approximate $\xi_{\perp;n}^{(\text{eq})}$ at $r = R_c$ by

$$\xi_{\perp;n}^{(\text{eq})} \Big|_{r=R_c} \approx -\frac{1}{\Lambda_n} \frac{R}{H} \left(\frac{g J_n}{i\sigma N^2 T_0 C_p} \right)_{r=R_c}, \quad (\text{D.9})$$

and to obtain finally

$$Q_{n,l}^{m,\sigma} = \left[1 - \frac{(l+3)(l+4)}{\Lambda_n} \right] \int_0^{R_c} \rho_0 r^{2+l} \left(\frac{\sigma^2}{N^2} \right) \frac{J_n}{i\sigma T_0 C_p} dr \quad (\text{D.10})$$

$$+ \frac{R^{3+l}}{\Lambda_n} \left[\left(\frac{\sigma^2}{N^2} \right) \rho_0 \left(4 + l + \frac{R}{H} \right) \frac{J_n}{i\sigma T_0 C_p} \right]_{r=R_c}.$$

Appendix E: Numerical scheme used to integrate the vertical structure equation of tidal waves

Integrating the vertical structure equation of tidal waves, Eq. (41), consists in seeking solutions of the boundary conditions problem defined by the equations

$$\begin{cases} \frac{d^2 y}{dx^2} + P \frac{dy}{dx} + Qy = R, & \text{for } x \in [x_{\text{inf}}, x_{\text{sup}}], \\ a_{\text{inf}} \frac{dy}{dx} + b_{\text{inf}} y = c_{\text{inf}}, & \text{at } x = x_{\text{inf}}, \\ a_{\text{sup}} \frac{dy}{dx} + b_{\text{sup}} y = c_{\text{sup}}, & \text{at } x = x_{\text{sup}}, \end{cases} \quad (\text{E.1})$$

where P , Q , and R are r -dependent coefficients and $(a_{\text{inf}}, b_{\text{inf}}, c_{\text{inf}})$ and $(a_{\text{sup}}, b_{\text{sup}}, c_{\text{sup}})$ triplets of coefficients defining the lower and upper boundary conditions, respectively. To solve this system, we use a procedure of forward and backward substitution (cf. Press 2007, Sect. 2.4), also called *Thomas' algorithm*. This method is interesting because it takes only $O(N)$ operations, the parameter N being the size of the mesh. It is used by Chapman & Lindzen (1970) with a finite difference scheme of the second order. Here, we adapt it to a finite difference numerical scheme of the fourth order. This allows us to improve the stability of the scheme, and thus the treatment of highly oscillating tidal waves³, for which the curvature terms can be very important.

The domain $[x_{\text{inf}}, x_{\text{sup}}]$ is divided into N intervals of size h . The points are indexed with the subscript n , such that $0 \leq n \leq N$, $n = 0$ corresponding to the left boundary $x = x_{\text{inf}}$ and $n = N$ to the upper boundary $x = x_{\text{sup}}$. At the fourth order, the centred finite difference approximations of the first and second derivatives of f at the point of index n are expressed as

$$\frac{df}{dx} = \frac{y_{n-2} - 8y_{n-1} + 8y_{n+1} - y_{n+2}}{12h}, \quad (\text{E.2})$$

and

$$\frac{d^2 f}{dx^2} = \frac{-y_{n-2} + 16y_{n-1} - 30y_n + 16y_{n+1} - y_{n+2}}{12h^2}. \quad (\text{E.3})$$

Therefore, by substituting Eqs. (E.2) and (E.3) into the differential equation given by Eq. (E.1), we obtain, for $2 \leq n \leq N-2$, the recurrence relation

$$A_n y_{n+2} + B_n y_{n+1} + C_n y_n + D_n y_{n-1} + E_n y_{n-2} = F_n, \quad (\text{E.4})$$

with the coefficients

$$\begin{aligned} A_n &= -1 - hP_n, & B_n &= 8(2 + hP_n), \\ C_n &= 6(2h^2 Q_n - 5), & D_n &= 8(2 - hP_n), \\ E_n &= hP_n - 1, & F_n &= 12h^2 R_n. \end{aligned} \quad (\text{E.5})$$

³ This regime typically corresponds to gravity waves propagating in a stably stratified radiative zone characterized by weak dissipative mechanisms (see e.g., Fig. 6, top right panels).

At the points $n = 1$ and $n = N - 1$, we use the centred finite difference scheme of the second order, where derivatives are written

$$\frac{df}{dx} = \frac{y_{n+1} - y_{n-1}}{2h}, \quad (\text{E.6})$$

and

$$\frac{d^2 f}{dx^2} = \frac{y_{n-1} - 2y_n + y_{n+1}}{h^2}. \quad (\text{E.7})$$

The recurrence relation is thus given by

$$B_n y_{n+1} + C_n y_n + D_n y_{n-1} = F_n, \quad (\text{E.8})$$

with the coefficients

$$\begin{aligned} B_n &= 1 + \frac{h}{2} P_n, & C_n &= h^2 Q_n - 2, \\ D_n &= 1 - \frac{h}{2} P_n, & F_n &= h^2 R_n. \end{aligned} \quad (\text{E.9})$$

We introduce then the triplet $(\alpha_n, \beta_n, \gamma_n)$ such that

$$y_n = \alpha_n y_{n+1} + \beta_n y_{n+2} + \gamma_n. \quad (\text{E.10})$$

Substituting Eq. (E.10) into Eq. (E.4), we express the triplet $(\alpha_n, \beta_n, \gamma_n)$ as a function of triplets of smaller indices (i.e. $n-1$ and $n-2$),

$$\alpha_n = -K_n^{-1} (B_n + D_n \beta_{n-1} + E_n \alpha_{n-2} \beta_{n-1}), \quad (\text{E.11})$$

$$\beta_n = -K_n^{-1} A_n, \quad (\text{E.12})$$

$$\gamma_n = K_n^{-1} [F_n - D_n \gamma_{n-1} - E_n (\alpha_{n-2} \gamma_{n-1} + \gamma_{n-2})], \quad (\text{E.13})$$

where K_n is expressed as

$$K_n = C_n + D_n \alpha_{n-1} + E_n (\alpha_{n-2} \alpha_{n-1} + \beta_{n-2}). \quad (\text{E.14})$$

To initialise the series $(\alpha_n, \beta_n, \gamma_n)$, we consider the left boundary condition. This condition implies that

$$\begin{aligned} \alpha_0 &= -\frac{2a_{\text{inf}}}{hb_{\text{inf}} - \frac{3}{2}a_{\text{inf}}}, & \beta_0 &= \frac{1}{2} \frac{a_{\text{inf}}}{hb_{\text{inf}} - \frac{3}{2}a_{\text{inf}}}, \\ \gamma_0 &= \frac{hc_{\text{inf}}}{hb_{\text{inf}} - \frac{3}{2}a_{\text{inf}}}. \end{aligned} \quad (\text{E.15})$$

Besides, Eq. (E.8) expressed at $n = 1$ provides the co-efficients

$$\alpha_1 = -\frac{B_1 + D_1 \beta_0}{C_1 + D_1 \alpha_0}, \quad \beta_1 = 0, \quad \gamma_1 = \frac{F_1 - D_1 \gamma_0}{C_1 + D_1 \alpha_0}. \quad (\text{E.16})$$

Hence, the co-efficients $(\alpha_n, \beta_n, \gamma_n)$ are computed forward from $n = 2$ to $n = N - 2$.

The terms y_{N-1} and y_N of the series y_n shall now be determined. We use the upper boundary condition and Eq. (E.8) at $n = N - 1$ to obtain the algebraic system

$$\begin{cases} \mathcal{A}_1 y_{N-1} + \mathcal{B}_1 y_N = C_1, \\ \mathcal{A}_2 y_{N-1} + \mathcal{B}_2 y_N = C_2, \end{cases} \quad (\text{E.17})$$

where the coefficients $\mathcal{A}_1, \mathcal{B}_1, C_1, \mathcal{A}_2, \mathcal{B}_2$, and C_2 are given by

$$\begin{aligned}
 \mathcal{A}_1 &= a_{\text{sup}} \left(\frac{1}{2} \alpha_{N-2} - 2 \right), & \mathcal{A}_2 &= C_{N-1} + D_{N-1} \alpha_{N-2}, \\
 \mathcal{B}_1 &= \frac{1}{2} a_{\text{sup}} (3 + \beta_{N-2}) + h b_{\text{sup}}, & \mathcal{B}_2 &= B_{N-1} + D_{N-1} \beta_{N-2}, \\
 C_1 &= h c_{\text{sup}} - \frac{1}{2} a_{\text{sup}} \gamma_{N-2}, & C_2 &= F_{N-1} - D_{N-1} \gamma_{N-2}.
 \end{aligned}
 \tag{E.18}$$

It follows that

$$y_{N-1} = \frac{\mathcal{B}_2 C_1 - \mathcal{B}_1 C_2}{\mathcal{A}_1 \mathcal{B}_2 - \mathcal{A}_2 \mathcal{B}_1}, \quad \text{and} \quad y_N = \frac{\mathcal{A}_1 C_2 - \mathcal{A}_2 C_1}{\mathcal{A}_1 \mathcal{B}_2 - \mathcal{A}_2 \mathcal{B}_1}. \tag{E.19}$$

The y_n are finally integrated backward from $n = N - 2$ to $n = 0$ with the recurrence relation given by Eq. (E.10).