



HAL
open science

Do Convolutional Networks need to be Deep for Text Classification ?

Hoa T. Le, Christophe Cerisara, Alexandre Denis

► **To cite this version:**

Hoa T. Le, Christophe Cerisara, Alexandre Denis. Do Convolutional Networks need to be Deep for Text Classification ?. AAAI Workshop on Affective Content Analysis, Feb 2018, New Orleans, United States. hal-01690601

HAL Id: hal-01690601

<https://hal.science/hal-01690601v1>

Submitted on 24 Feb 2019

HAL is a multi-disciplinary open access archive for the deposit and dissemination of scientific research documents, whether they are published or not. The documents may come from teaching and research institutions in France or abroad, or from public or private research centers.

L'archive ouverte pluridisciplinaire **HAL**, est destinée au dépôt et à la diffusion de documents scientifiques de niveau recherche, publiés ou non, émanant des établissements d'enseignement et de recherche français ou étrangers, des laboratoires publics ou privés.

Do Convolutional Networks need to be Deep for Text Classification ?

Hoa T. LE¹, Christophe Cerisara¹, Alexandre Denis²

¹ LORIA, UMR 7503, Nancy, France; ² SESAMm, France

Abstract

We study in this work the importance of depth in convolutional models for text classification, either when character or word inputs are considered. We show on 5 standard text classification and sentiment analysis tasks that deep models indeed give better performances than shallow networks when the text input is represented as a sequence of characters. However, a simple shallow-and-wide network outperforms deep models such as DenseNet with word inputs. Our shallow word model further establishes new state-of-the-art performances on two datasets: Yelp Binary (95.9%) and Yelp Full (64.9%).

1 Introduction

Following the success of deep learning approaches in the ImageNet competition, there has been a surge of interest in the application of deep models on many tasks, such as image classification (Krizhevsky et al., 2012), speech recognition (Hinton et al., 2012), ... Each new coming model proposes better and better architectures of the network to facilitate training through longer and longer chains of layers, such as Alexnet (Krizhevsky et al., 2012), VGGNet (Simonyan and Zisserman, 2014), GoogleLeNet (Szegedy et al., 2015), ResNet (He et al., 2016a) and more recently Densenet (Huang et al., 2016).

Several works have explained this success in computer vision, in particular (Zeiler and Fergus, 2014) and (Donahue et al., 2014): deep model is able to learn a hierarchical feature representation from pixels to line, contour, shape and object. These studies have not only helped to demystify the black-box of deep learning, but have also led

the path to other approaches like transfer learning (Yosinski et al., 2014), where the first layers are believed to bring more general information and the last layers to convey specific information on the target task.

This paradigm has also been applied in text classification and sentiment analysis, with deeper and deeper networks being proposed in the literature: (Kim, 2014) (shallow-and-wide CNN layer), (Zhang et al., 2015) (6 CNN layers), (Conneau et al., 2016) (29 CNN layers). Besides the development of deep networks, there is a debate about which atom-level (word or character) would be the most effective for Natural Language Processing (NLP) tasks. Word embeddings, which are continuous representations of words, initially proposed by (Bengio et al., 2003) and widely adopted after word2vec (Mikolov et al., 2013) have been chosen as the main standard representations for most NLP tasks. Based on this representation, a common belief is that, similarly to vision, the model will learn hierarchical features from the text: words combine to form n-grams, phrases, sentences...

Several recent works have extended this model to characters instead of words. Hence, (Zhang et al., 2015) propose for the first time an alternative character-based model, while (Conneau et al., 2016) take a further step by introducing a very deep char-level network. Nevertheless, it is still not clear which atom-level is the best and whether very deep networks at the word-level are really better for text classification.

This work is motivated by these questions and we hope to bring elements of a response by providing a full comparison of a shallow-and-wide CNN (Kim, 2014) both at the character and word levels on the 5 datasets described in (Zhang et al., 2015). Moreover, we propose an adaptation of a DenseNet (Huang et al., 2016) for text classification and sentiment analysis at the word-level,

which we compare with the state-of-the-art.

This paper is structured as follows: Section 2 summarizes the related work while Section 3 describes the shallow CNN and introduces our adaptation of DenseNet for text. We then evaluate our approach on the 5 datasets of (Zhang et al., 2015) and show experimental results in Section 4. Experiments show that the shallow-and-wide CNN on word-level can beat a very deep CNN on char-level. The paper concludes with some open discussions for future research about deep structures on text.

2 Related work

Text classification is an important task in Natural Language Processing. Traditionally, linear classifiers are often used for text classification (Joachims, 1998; McCallum and Nigam, 1998; Fan et al., 2008). In particular, (Joulin et al., 2016) show that linear models could scale to a very large dataset rapidly with a proper rank constraint and a fast loss approximation. However, a recent trend in the domain is to exploit deep learning methods, such as convolutional neural networks: (Kim, 2014; Zhang et al., 2015; Conneau et al., 2016) and recurrent networks: (Yogatama et al., 2017; Xiao and Cho, 2016). Sentiment Analysis is also an active topic of research in NLP for a long time, with real-world applications in market research (Qureshi et al., 2013), finance (Bollen et al., 2011), social science (Dodds et al., 2011), politics (Kaya et al., 2013). The SemEval challenge has been setup in 2013 to boost this field and is still bringing together many competitors who have been using an increasing proportion of deep learning models over the years (Nakov et al., 2013; Rosenthal et al., 2014; Nakov et al., 2016). 2017 is the fifth edition of the competition, with at least 20 teams (over 48 teams) using deep learning and neural network methods. The top 5 winning teams all use deep learning or deep learning ensembles. Other teams use classifiers such as Naive Bayes classifier, Random Forest, Logistic Regression, Maximum Entropy and Conditional Random Fields (Rosenthal et al., 2017).

Convolutional neural networks with end-to-end training have been used in NLP for the first time in (Collobert and Weston, 2008; Collobert et al., 2011). The authors introduce a new *global* max-pooling operation, which is shown to be effective

for text, as an alternative to the conventional *local* max-pooling of the original LeNet architecture (Lecun et al., 1998). Moreover, they proposed to transfer task-specific information by co-training multiple deep models on many tasks. Inspired by this seminal work, (Kim, 2014) proposed a simpler architecture with slight modifications of (Collobert and Weston, 2008) consisting of fine-tuned or fixed pretraining word2vec embeddings (Mikolov et al., 2013) and its combination as multi-channel. The author showed that this simple model can already achieve state-of-the-art performances on many small datasets. (Kalchbrenner et al., 2014) proposed a dynamic k -max pooling to handle variable-length input sentences. This dynamic k -max pooling is a generalisation of the max pooling operator where k can be dynamically set as a part of the network.

All of these works are based on word input tokens, following (Bengio et al., 2003), which introduced for the first time a solution to fight the curse of dimensionality thanks to distributed representations, also known as *word embeddings*. A limit of this approach is that typical sentences and paragraphs contain a small number of words, which prevents the previous convolutional models to be very deep: most of them indeed only have two layers. Other works (Severyn and Moschitti, 2015) further noted that word-based input representations may not be very well adapted to social media inputs like Twitter, where tokens usage may be extremely creative: slang, elongated words, contiguous sequences of exclamation marks, abbreviations, hashtags,... Therefore, they introduced a convolutional operator on characters to automatically learn the notions of words and sentences. This enables neural networks to be trained end-to-end on texts without any pre-processing, not even tokenization. Later, (Zhang et al., 2015) enhanced this approach and proposed a deep CNN for text: the number of characters in a sentence or paragraph being much longer, they can train for the first time up to 6 convolutional layers. However, the structure of this model is designed by hand by experts and it is thus difficult to extend or generalize the model with arbitrarily different kernels and pool sizes. Hence, (Conneau et al., 2016), inspired by (He et al., 2016b), presented a much simpler but very deep model with 29 convolutional layers.

Besides convolutional networks, (Kim et al., 2016) introduced a character aware neural lan-

guage model by combining a CNN on character embeddings with an highway LSTM on subsequent layers. (Radford et al., 2017) also explored a multiplicative LSTM (mLSTM) on character embeddings and found that a basic logistic regression learned on this representation can achieve state-of-the-art result on the Sentiment Tree Bank dataset (Socher et al., 2013) with only a few hundred labeled examples.

Capitalizing on the effectiveness of character embeddings, (Dhingra et al., 2016) proposed a hybrid word-character models to leverage the advantages of both worlds. However, their initial experiments show that this simple hybridation does not bring very good results: the learned representations of frequent and rare tokens of words and characters is different and co-training them may be harmful. To alleviate this issue, (Miyamoto and Cho, 2016) proposed a scalar gate to control the ratio of both representations, but empirical studies showed that this fixed gate may lead to suboptimal results. (Yang et al., 2017) then introduced a fine-grained gating mechanism to combine both representations. They showed improved performance on reading comprehension datasets, including Children’s Book Test and SQuAD.

3 Model

We describe next two models architectures, respectively shallow and deep, that we will compare in Section 4 on several text classifications tasks. Both models share common components that are described next.

3.1 Common components

Lookup-Table Layer

Every token (either word or character in this work) $i \in Vocab$ is encoded as a d -dimensional vector using a lookup table $Lookup_W(\cdot)$:

$$Lookup_W(i) = \mathbf{W}_i, \quad (1)$$

where $\mathbf{W} \in \mathbb{R}^{d \times |Vocab|}$ is the embedding matrix, $\mathbf{W}_i \in \mathbb{R}^d$ is the i^{th} column of \mathbf{W} and d is the number of embedding space dimensions. The first layer of our model thus transforms indices of an input sentence s_1, s_2, \dots, s_n of n tokens in $Vocab$ into a series of vectors $\mathbf{W}_{s_1}, \mathbf{W}_{s_2}, \dots, \mathbf{W}_{s_n}$.

Classification Layer

The embedding vectors that encode a complete input sentence are processed by one of our main

models, which outputs a feature vector \mathbf{x} that represents the whole sentence. This vector is then passed to a classification layer that applies a *softmax* activation function (Costa, 1996) to compute the predictive probabilities for all K target labels:

$$p(y = k|X) = \frac{\exp(\mathbf{w}_k^T \mathbf{x} + b_k)}{\sum_{k'=1}^K \exp(\mathbf{w}_{k'}^T \mathbf{x} + b_{k'})} \quad (2)$$

where the weight and bias parameters \mathbf{w}_k and b_k are trained simultaneously with the main model’s parameters. The loss function is then minimized by cross-entropy error.

3.2 Shallow-and-wide CNN

Our first shallow-and-wide CNN model is adapted from (Kim, 2014).

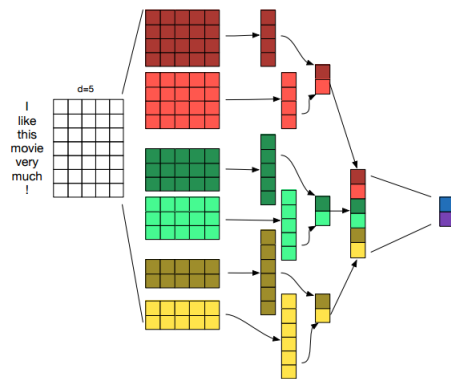


Figure 1: Shallow-and-wide CNN, from (Zhang and Wallace, 2015): 3 convolutional layers with respective kernel window sizes 3,4,5 are used. A global max-pooling is then applied to the whole sequence on each filter. Finally, the outputs of each kernel are concatenated to a unique vector and fed to a fully connected layer.

Let $\mathbf{x}_i \in \mathbb{R}^d$ be an input token (*word* or *character*). An input h -grams $x_{i:i+h-1}$ is transformed through a convolution filter $\mathbf{w}_c \in \mathbb{R}^{hd}$:

$$c_i = f(\mathbf{w}_c \cdot \mathbf{x}_{i:i+h-1} + b_c) \quad (3)$$

with $b_c \in \mathbb{R}$ a bias term and f the non-linear ReLU function. This produces a *feature map* $\mathbf{c} \in \mathbb{R}^{n-h+1}$, where n is the number of tokens in the sentence. Then we apply a global max-over-time pooling over the feature map:

$$\hat{c} = \max\{\mathbf{c}\} \in \mathbb{R} \quad (4)$$

This process for one feature is repeated to obtain m filters with different window sizes h .

The resulting filters are concatenated to form a *shallow-and-wide* network:

$$\mathbf{g} = [\hat{c}_1, \hat{c}_2, \dots, \hat{c}_m] \quad (5)$$

Finally, a fully connected layer is applied:

$$\hat{y} = f(\mathbf{w}_y \cdot \mathbf{g} + b_y) \quad (6)$$

Implementation Details

The kernel window sizes h for character tokens are $N_f = (15, 20, 25)$ with $m = 700$ filters. For word-level, $N_f = (3, 4, 5)$ with $m = 100$ filters.

3.3 DenseNet

Skip-connections

In order to increase the depth of deep models, (He et al., 2016a) introduced a skip-connection that modifies the non-linear transformation $\mathbf{x}_l = \mathcal{F}_l(\mathbf{x}_{l-1})$ between the output activations \mathbf{x}_{l-1} at layer $l - 1$ and at layer l with an identity function:

$$\mathbf{x}_l = \mathcal{F}_l(\mathbf{x}_{l-1}) + \mathbf{x}_{l-1} \quad (7)$$

This allows the gradient to backpropagate deeper in the network and limits the impact of various issues such as vanishing gradients.

Dense Connectivity

(Huang et al., 2016) suggested that the additive combination of this skip connection with $\mathcal{F}_l(\mathbf{x}_{l-1})$ may negatively affect the information flow in the model. They proposed an alternative concatenation operator, which allows to create direct connections from any layer to all subsequent layers, called *DenseNet*. Hence, the l^{th} layer has access to the feature maps of all preceding layers, $\mathbf{x}_0, \dots, \mathbf{x}_{l-1}$, as input:

$$\mathbf{x}_l = \mathcal{F}_l([\mathbf{x}_0, \mathbf{x}_1, \dots, \mathbf{x}_{l-1}]) \quad (8)$$

This can be viewed as an extreme case of a ResNet. The distance between both ends of the network is shrunk and the gradient may backpropagate more easily from the output back to the input, as illustrated in Figure 3.

Convolutional Block and Transitional Layer

Following (He et al., 2016b), we define $\mathcal{F}_l(\cdot)$ as a function of three consecutive operations: batch normalization (BN), rectified linear unit (ReLU) and a 1x3 convolution.

To adapt the variability of the changing dimension of the concatenation operation, we define a

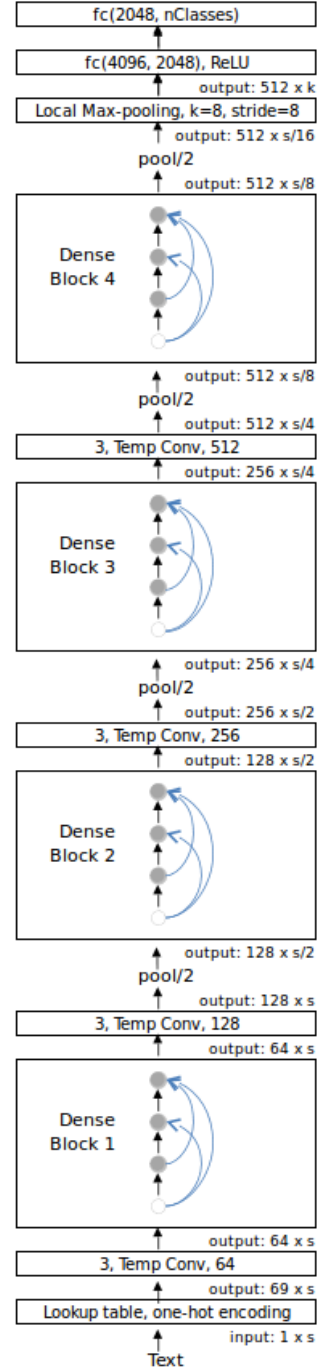


Figure 2: Character-level DenseNet model for Text classification. **3, Temp Conv, 128** means temporal convolutional operation with kernel window size = 3 and filter size = 64; **pool/2** means local max-pooling with kernel size = stride size = 2, it will reduce the size of the sequence by a half.

transition layer which composes a 1x3 convolution and a 1x2 local max-pooling between two dense blocks. Given a vector c^{l-1} outputted by a convolutional layer $l - 1$, the local max-pooling layer l outputs a vector c^l :

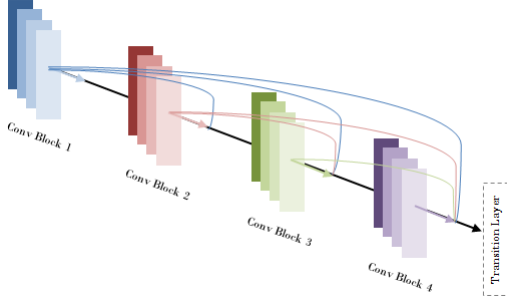


Figure 3: Dense Block. Multiple convolutional filters output 2D matrices, which are all concatenated together before going into another dense block.

$$[c^l]_j = \max_i [c^{l-1}]_{k \times (j-1) \leq i < k \times j} \quad (9)$$

where $1 \leq i \leq n$ and k is the kernel pooling size. The word-level DenseNet model is the same as the character-level model shown in Figure 2, except for the last two layers, where the local max-pooling and two fully connected layers are replaced by a single global average pooling layer. We empirically observed that better results are thus obtained with word tokens.

Implementation Details

The kernel window size with both character and word tokens is $h = 3$ tokens. For word-level, the kernel of the last local max-pooling is 8 while it is equal 3 for char-level (because the size of the sequence is shorter). Following (Conneau et al., 2016), we experiment with two most effective configurations for word and character-level: $N_b = (4 - 4 - 4 - 4)$ and $N_b = (10 - 10 - 4 - 4)$, which are the number of convolutional layers in each of the four blocks.

4 Experimental evaluation

4.1 Tasks and data

We test our models on the 5 datasets used in (Zhang et al., 2015) and summarized in Table 2. These datasets are:

- AGNews: internet news articles (Del Corso et al., 2005) composed of titles plus descriptions and classified into 4 categories: World, Entertainment, Sports and Business, with 30k training samples and 1.9k test samples per class.

- Yelp Review Polarity: The Yelp review dataset is obtained from the Yelp Dataset Challenge in 2015. Each polarity dataset has 280k training samples and 19k test samples.
- Yelp Review Full: The Yelp review dataset is obtained from the Yelp Dataset Challenge in 2015. It has four polarity star labels: 1 and 2 as negative, and 3 and 4 as positive. Each star label has 130k training samples and 10k testing samples.
- DBpedia: DBpedia is a 14 non-overlapping classes picked from DBpedia 2014 (wikipedia). Each class has 40k training samples and 5k testing samples.
- Yahoo! Answers: ten largest main categories from Yahoo! Answers Comprehensive Questions and Answers version 1.0. Each class contains 140k training samples and 5k testing samples, including question title, question content and best answer. For DenseNet on word-level, we only used 560k samples because of lack of memory.

4.2 Hyperparameters and Training

For all experiments, we train our model’s parameters with the Adam Optimizer (Kingma and Ba, 2014) with an initial learning rate of 0.001, a mini-batch size of 128. The model is implemented using Tensorflow and is trained on a GPU cluster (with 12Gb RAM on GPU). The hyperparameters are chosen following (Zhang et al., 2015) and (Kim, 2014), which are described below. On average, it takes about 10 epochs to converge.

4.2.1 Character-level

Following (Zhang et al., 2015), each character is represented as a one-hot encoding vector where the dictionary contains the following 69 tokens: "abcdefghijklmnopqrstuvwxyz0123456789-; !? : " / | _ # % & * ^ + = < > () []". The maximum sequence length is 1014 following (Zhang et al., 2015); smaller texts are padded with 0 while larger texts are truncated. The convolutional layers are initialized following (Glorot and Bengio, 2010).

4.2.2 Word-level

The embedding matrix W is initialized randomly with the uniform distribution between $[-0.1; 0.1]$

Models	AGNews	Yelp Bin	Yelp Full	DBPedia	Yahoo
Char shallow-and-wide CNN	90.7	94.4	60.3	98.0	70.2
Char-DenseNet $N_b = (4 - 4 - 4 - 4)$ Global Average-Pooling	90.4	94.2	61.1	97.7	68.8
Char-DenseNet $N_b = (10 - 10 - 4 - 4)$ Global Average-Pooling	90.6	94.9	62.1	98.2	70.5
Char-DenseNet $N_b = (4 - 4 - 4 - 4)$ Local Max-Pooling	90.5	95.0	63.6	98.5	72.9
Char-DenseNet $N_b = (10 - 10 - 4 - 4)$ Local Max-Pooling	92.1	95.0	64.1	98.5	73.4
Word shallow-and-wide CNN	92.2	95.9	64.9	98.7	73.0
Word-DenseNet $N_b = (4 - 4 - 4 - 4)$ Global Average-Pooling	91.7	95.8	64.5	98.7	70.4*
Word-DenseNet $N_b = (10 - 10 - 4 - 4)$ Global Average-Pooling	91.4	95.5	63.6	98.6	70.2*
Word-DenseNet $N_b = (4 - 4 - 4 - 4)$ Local Max-Pooling	90.9	95.4	63.0	98.0	67.6*
Word-DenseNet $N_b = (10 - 10 - 4 - 4)$ Local Max-Pooling	88.8	95.0	62.2	97.3	68.4*
bag of words (Zhang et al., 2015)	88.8	92.2	58.0	96.6	68.9
ngrams (Zhang et al., 2015)	92.0	95.6	56.3	98.6	68.5
ngrams TFIDF (Zhang et al., 2015)	92.4	95.4	54.8	98.7	68.5
fastText (Joulin et al., 2016)	92.5	95.7	63.9	98.6	72.3
char-CNN (Zhang et al., 2015)	87.2	94.7	62.0	98.3	71.2
char-CRNN (Xiao and Cho, 2016)	91.4	94.5	61.8	98.6	71.7
very deep char-CNN (Conneau et al., 2016)	91.3	95.7	64.7	98.7	73.4
Naive Bayes (Yogatama et al., 2017)	90.0	86.0	51.4	96.0	68.7
Kneser-Ney Bayes (Yogatama et al., 2017)	89.3	81.8	41.7	95.4	69.3
MLP Naive Bayes (Yogatama et al., 2017)	89.9	73.6	40.4	87.2	60.6
Discriminative LSTM (Yogatama et al., 2017)	92.1	92.6	59.6	98.7	73.7
Generative LSTM-independent comp. (Yogatama et al., 2017)	90.7	90.0	51.9	94.8	70.5
Generative LSTM-shared comp. (Yogatama et al., 2017)	90.6	88.2	52.7	95.4	69.3

Table 1: Accuracy of our proposed models (10 top rows) and of state-of-the-art models from the literature (13 bottom rows).

Dataset	#y	#train	#test	Task
AGNews	4	120k	7.6k	ENC
Yelp Binary	2	560k	38k	SA
Yelp Full	5	650k	38k	SA
DBPedia	14	560k	70k	OC
Yahoo	10	1 400k	60k	TC

Table 2: Statistics of datasets used in our experiments: number of training tokens (**#train**), of test tokens (**#test**) and of target labels (**#y**); **ENC**: English News Categorization. **SA**: Sentiment Analysis, **OC**: Ontology Classification, **TC**: Topic Classification

and is updated during model’s training using back-propagation. The embedding vectors have 300 dimensions and are initialized with word2vec vectors pretrained on 100 billion words from Google News (Mikolov et al., 2013). Out-of-vocabulary words are initialized randomly. A dropout of 0.5 is used on shallow model to prevent overfitting.

The shallow-and-wide CNN requires 10 hours of training on the smallest dataset, and one day on the largest. The DenseNet respectively requires 2 and 4 days for training.

4.3 Experimental results

Table 1 details the accuracy obtained with our models (10 rows on top) and compare them with state-of-the-art results (13 rows at the bottom) on 5 corpus and text classification tasks (columns). The

models from the literature we compare to are:

- **bag of words**: The BOW model is based on the most frequent words from the training data (Zhang et al., 2015)
- **ngrams**: The bag-of-ngrams model exploits the most frequent word n-grams from the training data (Zhang et al., 2015)
- **ngrams TFIDF**: Same as the ngrams model but uses the words TFIDF (term-frequency inverse-document-frequency) as features (Zhang et al., 2015)
- **fastText**: A linear word-level model with a rank constraint and fast loss approximation (Joulin et al., 2016)
- **char-CNN**: Character-level Convolutional Network with 6 *hand-designed* CNN layers (Zhang et al., 2015)
- **char-CRNN**: Recurrent Layer added on top of a Character Convolutional Network (Xiao and Cho, 2016)
- **very deep CNN**: Character-level model with 29 Convolutional Layers inspired by ResNet (Conneau et al., 2016)
- **Naive Bayes**: A simple count-based word unigram language model based on the Naive Bayes assumption (Yogatama et al., 2017)

- **Kneser-Ney Bayes:** A more sophisticated word count-based language model that uses tri-grams and Kneser-Ney smoothing (Yogatama et al., 2017)
- **MLP Naive Bayes:** An extension of the Naive Bayes word-level baseline using a two layer feedforward neural network (Yogatama et al., 2017)
- **Discriminative LSTM:** Word-level model with logistic regression on top of a traditional LSTM (Yogatama et al., 2017)
- **Generative LSTM-independent comp.:** A class-based word language model with no shared parameters across classes (Yogatama et al., 2017)
- **Generative LSTM-shared comp.:** A class-based word language model with shared components across classes (Yogatama et al., 2017)

Figure 4 visually compares the performances of 3 character-level models with 2 word-level models. Character-level models include: our shallow-and-wide CNN model with two models on the literature 6 CNN layers (Zhang et al., 2015), 29 CNN layers (Conneau et al., 2016). On word-level, we present our shallow-and-wide CNN with the best DenseNet $N_b = (4 - 4 - 4 - 4)$ using Global Average-Pooling.

The main conclusions of these experiments are threefold:

Impact of depth for character-level models

Deep character-level models do not significantly outperform the shallow-and-wide network. A shallow-and-wide network (row 1 in Table 1) achieves 90.7%, 94.4%, 98.0% on AGNews, Yelp Bin, DBPedia respectively, comparing to 91.3%, 95.7%, 98.7% of a very deep CNN (Conneau et al., 2016). Although the deep structure achieves a slight gain in performance on these three datasets, the difference is not significant. Interestingly, a very simple shallow-and-wide CNN can get very close results to the deep 6 CNN layers of (Zhang et al., 2015) which structure must be designed meticulously.

For the smallest dataset AGNews, we suspect that the deep model **char-CNN** performs badly because it needs more data to take benefit from depth. The deep structure gives an improvement

of about 4% on Yelp Full and Yahoo (first row of Table 1 vs. **very deep char CNN**), which is interesting but does not match the gains observed in image classification. We have tried various configurations: $N_f = (15, 20, 25)$, $N_f = (10, 15, 20, 25)$ and $N_f = (15, 22, 29, 36)$ on shallow models but they didn't do better.

Impact of depth for word-level models

The DenseNet is better with 20 layers $N_b = (4 - 4 - 4 - 4)$ than with 32 layers $N_b = (10 - 10 - 4 - 4)$ and Global Average-Pooling is better than the traditional Local Max-pooling. It is the opposite to char-level. This is likely a consequence of the fact that the observed sequence length is much shorter with words than with characters.

However, the main striking observation is that all deep models are matched or outperformed by the shallow-and-wide model on all datasets, although it is still unclear whether this is because the input sequences are too short to benefit from depth or for another reason. Further experiments are required to investigate the underlying reasons of this failure of depth at word-level.

State-of-the-art performances with shallow-and-wide word-level model

With a shallow-and-wide network on word-level, we achieved a very close state-of-the-art (SOTA) result on AGNews, SOTA on 2 datasets DBPedia, Yahoo and set new SOTA on 2 datasets: Yelp Binary and Yelp Full. We also empirically found that a word-level shallow model may outperform a very deep char-level network. This confirms that word observations are still more effective than character inputs for text classification. In practice, quick training on word-level with a simple convolutional model may already produce good result.

4.4 Discussion

Text representation - discrete, sparse

Very deep models do not seem to bring a significant advantage over shallow networks for text classification, as opposed to their performances in other domains such as image processing. We believe one possible reason may be related to the fact that images are represented as real and dense values, as opposed to discrete, artificial and sparse representation of text. The first convolutional operation results in a matrix (2D) for image while it results in a vector (1D) for text (see Figure 5). The same deep network applied to two different

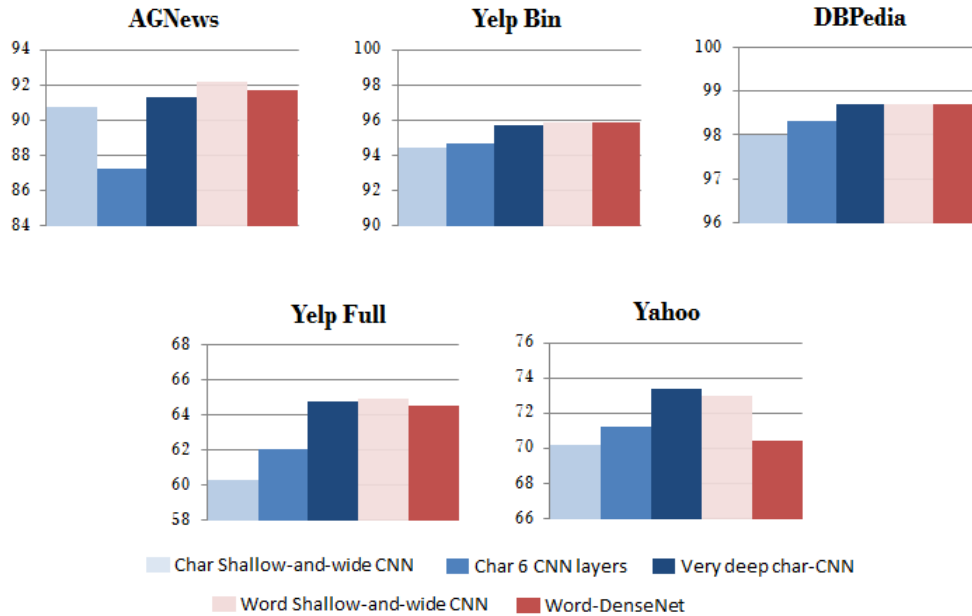


Figure 4: Comparison of character (*in blue, on the left*) and word-level (*in red, on the right*) models on all datasets. On character-level, we compare our shallow-and-wide model with the 6 CNN layers of (Zhang et al., 2015) and the 29-layers CNN of (Conneau et al., 2016). On word-level, we compare the shallow-and-wide CNN with our proposed DenseNet.

representations (dense and sparse) will obviously get different results. Empirically, we found that a deep network on 1D (text) is less effective and learns less information than on 2D (image).

Local vs Global max-pooling

A global max-pooling (Collobert and Weston, 2008), which retrieves the most influential feature could already be good enough for sparse and discrete input text, and gives similar results than a local max-pooling with a deep network.

Word vs Character level

Char-level could be a choice but word-level is still the most effective method. Moreover, in order to use char-level representation, we *must* use a very deep model, which is less practical because it takes a long time to train.

5 Conclusion

In computer vision, several works have shown the importance of depth in neural networks and the major benefits that can be gained by stacking many well-designed convolutional layers in terms of performances. However, such advantages do not necessarily transfer to other domains, and in particular Natural Language Processing, where the impact of depth in the model is still unclear. This work exploits a number of additional experiments to further explore this question and potentially

bring some new insights or confirm previous findings. We further investigate another related question about which type of textual inputs, characters or words, should be chosen at a given depth. By evaluating on several text classification and sentiment analysis tasks, we show that a shallow-and-wide convolutional neural network at the word-level is still the most effective, and that increasing the depth of such convolutional models with word inputs does not bring significant improvement. Conversely, deep models outperform shallow networks when the input text is encoded as a sequence of characters, but although such deep models approach the performances of word-level networks, they are still worse on the average. Another contribution of this work is the proposal of a new deep model that is an adaptation of DenseNet for text inputs.

Based on the literature and the results presented in this work, our main conclusion is that deep models have not yet proven to be more effective than shallow models for text classification tasks. Nevertheless, further researches should be realized to confirm or infirm this observation on other datasets, natural language processing tasks and models. Indeed, this work derives from reference deep models that have originally been developed for image processing, but novel deep archi-

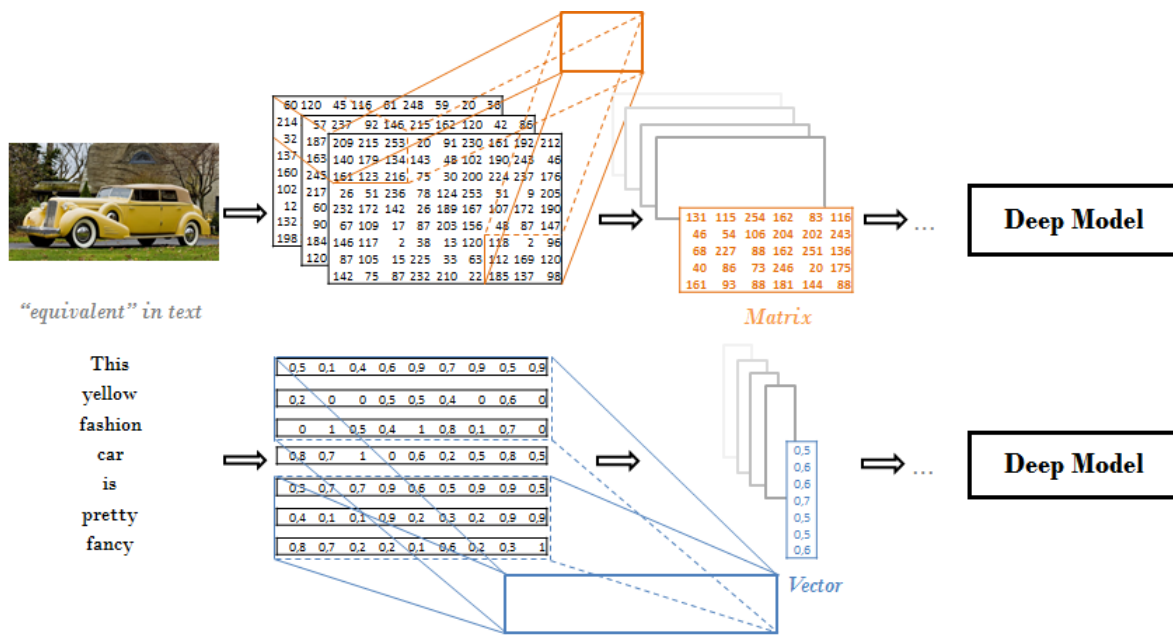


Figure 5: Inside operations of convolution on **Image** vs **Text**. **Image** has real-valued and dense. **Text** has discrete tokens, many artificial and sparse values representation. The output of the first convolution layer on image is still a *Matrix* but on text, it is reduced to a *Vector*.

tures for text processing might of course challenge this conclusion in the near future.

Acknowledgments

Part of the experiments realized in this work have been done on two GPU clusters: *Grid5000 Inria/Loria Nancy, France* and *Romeo Reims, France*. We would like to thank both consortiums for giving us access to their resources.

References

- Yoshua Bengio, Réjean Ducharme, Pascal Vincent, and Christian Janvin. 2003. A neural probabilistic language model. *J. Mach. Learn. Res.* 3:1137–1155.
- Johan Bollen, Huina Mao, and Xiao-Jun Zeng. 2011. Twitter mood predicts the stock market. *J. Comput. Science* 2(1):1–8.
- Ronan Collobert and Jason Weston. 2008. A unified architecture for natural language processing: Deep neural networks with multitask learning. In *Proceedings of the 25th International Conference on Machine Learning*. ACM, New York, NY, USA, ICML '08, pages 160–167.
- Ronan Collobert, Jason Weston, Léon Bottou, Michael Karlen, Koray Kavukcuoglu, and Pavel Kuksa. 2011. Natural language processing (almost) from scratch. *J. Mach. Learn. Res.* 12:2493–2537.

Alexis Conneau, Holger Schwenk, Loïc Barrault, and Yann LeCun. 2016. Very deep convolutional networks for natural language processing. *CoRR* abs/1606.01781.

Mario Costa. 1996. Probabilistic interpretation of feed-forward network outputs, with relationships to statistical prediction of ordinal quantities. *International Journal Neural Systems* 7:627–638.

Gianna M Del Corso, Antonio Gulli, and Francesco Romani. 2005. Ranking a stream of news. In *Proceedings of the 14th international conference on World Wide Web*. ACM, pages 97–106.

Bhuvan Dhingra, Hanxiao Liu, William W. Cohen, and Ruslan Salakhutdinov. 2016. [Gated-attention readers for text comprehension](http://arxiv.org/abs/1606.01549). *CoRR* abs/1606.01549. <http://arxiv.org/abs/1606.01549>.

Peter Sheridan Dodds, Kameron Decker Harris, Isabel M. Kloumann, Catherine A. Bliss, and Christopher M. Danforth. 2011. Temporal patterns of happiness and information in a global social network: Hedonometrics and twitter. *CoRR* abs/1101.5120.

Jeff Donahue, Yangqing Jia, Oriol Vinyals, Judy Hoffman, Ning Zhang, Eric Tzeng, and Trevor Darrell. 2014. Decaf: A deep convolutional activation feature for generic visual recognition. In *ICML*.

Rong-En Fan, Kai-Wei Chang, Cho-Jui Hsieh, Xiang-Rui Wang, and Chih-Jen Lin. 2008. Liblinear: A library for large linear classification. *J. Mach. Learn. Res.* 9:1871–1874.

- Xavier Glorot and Yoshua Bengio. 2010. Understanding the difficulty of training deep feedforward neural networks. In *Proceedings of the International Conference on Artificial Intelligence and Statistics (AISTATS10)*. Society for Artificial Intelligence and Statistics.
- Kaiming He, Xiangyu Zhang, Shaoqing Ren, and Jian Sun. 2016a. Deep residual learning for image recognition. In *2016 IEEE Conference on Computer Vision and Pattern Recognition, CVPR 2016, Las Vegas, NV, USA, June 27-30, 2016*. pages 770–778.
- Kaiming He, Xiangyu Zhang, Shaoqing Ren, and Jian Sun. 2016b. Deep residual learning for image recognition. In *2016 IEEE Conference on Computer Vision and Pattern Recognition, CVPR 2016, Las Vegas, NV, USA, June 27-30, 2016*. pages 770–778.
- Geoffrey Hinton, Li Deng, Dong Yu, George Dahl, Abdel rahman Mohamed, Navdeep Jaitly, Andrew Senior, Vincent Vanhoucke, Patrick Nguyen, Tara Sainath, and Brian Kingsbury. 2012. Deep neural networks for acoustic modeling in speech recognition. *Signal Processing Magazine*.
- Gao Huang, Zhuang Liu, and Kilian Q. Weinberger. 2016. Densely connected convolutional networks. *CoRR* abs/1608.06993.
- Thorsten Joachims. 1998. Text categorization with support vector machines: Learning with many relevant features. In *Proceedings of the 10th European Conference on Machine Learning*. ECML '98, pages 137–142.
- Armand Joulin, Edouard Grave, Piotr Bojanowski, and Tomas Mikolov. 2016. Bag of tricks for efficient text classification. *CoRR* abs/1607.01759.
- Nal Kalchbrenner, Edward Grefenstette, and Phil Blunsom. 2014. A convolutional neural network for modelling sentences. In *Proceedings of the 52nd Annual Meeting of the Association for Computational Linguistics*. page 655665.
- Mesut Kaya, Guven Fidan, and I. Hakki Toroslu. 2013. *Transfer Learning Using Twitter Data for Improving Sentiment Classification of Turkish Political News*, Springer International Publishing, Cham, pages 139–148.
- Yoon Kim. 2014. Convolutional neural networks for sentence classification. In *Proceedings of the 2014 Conference on Empirical Methods in Natural Language Processing, EMNLP 2014, October 25-29, 2014, Doha, Qatar, A meeting of SIGDAT, a Special Interest Group of the ACL*. pages 1746–1751.
- Yoon Kim, Yacine Jernite, David Sontag, and Alexander M. Rush. 2016. Character-aware neural language models. In *AAAI*. AAAI Press, pages 2741–2749.
- Diederik P. Kingma and Jimmy Ba. 2014. Adam: A method for stochastic optimization. *CoRR* abs/1412.6980.
- Alex Krizhevsky, Ilya Sutskever, and Geoffrey E Hinton. 2012. Imagenet classification with deep convolutional neural networks. In F. Pereira, C. J. C. Burges, L. Bottou, and K. Q. Weinberger, editors, *Advances in Neural Information Processing Systems 25*. Curran Associates, Inc., pages 1097–1105.
- Yann Lecun, Lon Bottou, Yoshua Bengio, and Patrick Haffner. 1998. Gradient-based learning applied to document recognition. In *Proceedings of the IEEE*. pages 2278–2324.
- Andrew McCallum and Kamal Nigam. 1998. A comparison of event models for naive bayes text classification. In *IN AAAI-98 WORKSHOP ON LEARNING FOR TEXT CATEGORIZATION*. AAAI Press, pages 41–48.
- Tomas Mikolov, Ilya Sutskever, Kai Chen, Greg S Corrado, and Jeff Dean. 2013. Distributed representations of words and phrases and their compositionality. In C. J. C. Burges, L. Bottou, M. Welling, Z. Ghahramani, and K. Q. Weinberger, editors, *Advances in Neural Information Processing Systems 26*. Curran Associates, Inc., pages 3111–3119.
- Yasumasa Miyamoto and Kyunghyun Cho. 2016. Gated word-character recurrent language model. In *EMNLP*.
- Preslav Nakov, Sara Rosenthal, Svetlana Kiritchenko, Saif M. Mohammad, Zornitsa Kozareva, Alan Ritter, Veselin Stoyanov, and Xiaodan Zhu. 2016. Developing a successful semeval task in sentiment analysis of twitter and other social media texts. *Lang. Resour. Eval.* 50(1):35–65.
- Preslav Nakov, Sara Rosenthal, Zornitsa Kozareva, Veselin Stoyanov, Alan Ritter, and Theresa Wilson. 2013. Semeval-2013 task 2: Sentiment analysis in twitter. In *Proceedings of the 7th International Workshop on Semantic Evaluation*. pages 312–320.
- Muhammad Atif Qureshi, Colm O’Riordan, and Gabriella Pasi. 2013. Clustering with error-estimation for monitoring reputation of companies on twitter. In *Information Retrieval Technology - 9th Asia Information Retrieval Societies Conference, AIRS 2013, Singapore, December 9-11, 2013. Proceedings*. Springer, volume 8281 of *Lecture Notes in Computer Science*, pages 170–180.
- Alec Radford, Rafal Józefowicz, and Ilya Sutskever. 2017. Learning to generate reviews and discovering sentiment. *CoRR* abs/1704.01444.
- Sara Rosenthal, Noura Farra, and Preslav Nakov. 2017. Semeval-2017 task 4: Sentiment analysis in twitter. In *Proceedings of the 11th International Workshop on Semantic Evaluation*.
- Sara Rosenthal, Alan Ritter, Preslav Nakov, and Veselin Stoyanov. 2014. Semeval-2014 task 9: Sentiment analysis in twitter. In *Proceedings of the 8th International Workshop on Semantic Evaluation*. pages 73–80.

- Aliaksei Severyn and Alessandro Moschitti. 2015. Twitter sentiment analysis with deep convolutional neural networks. In *Proceedings of the 38th International ACM SIGIR Conference on Research and Development in Information Retrieval*. ACM, New York, NY, USA, SIGIR '15, pages 959–962.
- Karen Simonyan and Andrew Zisserman. 2014. Very deep convolutional networks for large-scale image recognition. *CoRR* abs/1409.1556.
- Richard Socher, Alex Perelygin, Jean Wu, Jason Chuang, Christopher D. Manning, Andrew Ng, and Christopher Potts. 2013. Recursive deep models for semantic compositionality over a sentiment treebank. In *Proceedings of the 2013 Conference on Empirical Methods in Natural Language Processing*. Association for Computational Linguistics, Seattle, Washington, USA, pages 1631–1642.
- Christian Szegedy, Wei Liu, Yangqing Jia, Pierre Sermanet, Scott Reed, Dragomir Anguelov, Dumitru Erhan, Vincent Vanhoucke, and Andrew Rabinovich. 2015. [Going deeper with convolutions](http://arxiv.org/abs/1409.4842). In *Computer Vision and Pattern Recognition (CVPR)*. <http://arxiv.org/abs/1409.4842>.
- Yijun Xiao and Kyunghyun Cho. 2016. Efficient character-level document classification by combining convolution and recurrent layers. *CoRR* abs/1602.00367.
- Zhilin Yang, Bhuwan Dhingra, Ye Yuan, Junjie Hu, William W. Cohen, and Ruslan Salakhutdinov. 2017. Words or characters? fine-grained gating for reading comprehension. In *ICLR*.
- Dani Yogatama, Chris Dyer, Wang Ling, and Phil Blunsom. 2017. Generative and discriminative text classification with recurrent neural networks. *Arxiv*.
- Jason Yosinski, Jeff Clune, Yoshua Bengio, and Hod Lipson. 2014. How transferable are features in deep neural networks? In *Proceedings of the 27th International Conference on Neural Information Processing Systems*. MIT Press, Cambridge, MA, USA, NIPS'14, pages 3320–3328.
- Matthew D. Zeiler and Rob Fergus. 2014. Visualizing and understanding convolutional networks. In *Computer Vision - ECCV 2014 - 13th European Conference, Zurich, Switzerland, September 6-12, 2014, Proceedings, Part I*. pages 818–833.
- Xiang Zhang, Junbo Zhao, and Yann LeCun. 2015. Character-level convolutional networks for text classification. In *Proceedings of the 28th International Conference on Neural Information Processing Systems*. MIT Press, Cambridge, MA, USA, NIPS'15, pages 649–657.
- Ye Zhang and Byron C. Wallace. 2015. A sensitivity analysis of (and practitioners' guide to) convolutional neural networks for sentence classification. *CoRR* abs/1510.03820.