



HAL
open science

A Handcrafted Normalized-Convolution Network for Texture Classification

Vu-Lam Nguyen, Ngoc-Son Vu, Philippe-Henri Gosselin

► **To cite this version:**

Vu-Lam Nguyen, Ngoc-Son Vu, Philippe-Henri Gosselin. A Handcrafted Normalized-Convolution Network for Texture Classification. Compact and Efficient Feature Representation and Learning in Computer Vision, Oct 2017, Venice, Italy. hal-01681182

HAL Id: hal-01681182

<https://hal.science/hal-01681182>

Submitted on 11 Jan 2018

HAL is a multi-disciplinary open access archive for the deposit and dissemination of scientific research documents, whether they are published or not. The documents may come from teaching and research institutions in France or abroad, or from public or private research centers.

L'archive ouverte pluridisciplinaire **HAL**, est destinée au dépôt et à la diffusion de documents scientifiques de niveau recherche, publiés ou non, émanant des établissements d'enseignement et de recherche français ou étrangers, des laboratoires publics ou privés.

A Handcrafted Normalized-Convolution Network for Texture Classification

Vu-Lam Nguyen

lam.nguyen@ensea.fr

Ngoc-Son Vu

son.vu@ensea.fr

Philippe-Henri Gosselin

philippe-henri.gosselin@ensea.fr

ETIS/Université Paris Seine, Université Cergy-Pontoise, ENSEA, CNRS

95000-Cergy, France

Tel.:+33 01 30 73 66 10

Fax: +33 01 30 73 66 27

Abstract

In this paper, we propose a Handcrafted Normalized Convolution Network (NmzNet) for efficient texture classification. NmzNet is implemented by a three-layer normalized convolution network, which computes successive normalized convolution with a predefined filter bank (Gabor filter bank) and modulus non-linearities. Coefficients from different layers are aggregated by Fisher Vector aggregation to form the final discriminative features. The results of experimental evaluation on three texture datasets UIUC, KTH-TIPS-2a, and KTH-TIPS-2b indicate that our proposed approach achieves the good classification rate compared with other handcrafted methods. The results additionally indicate that only a marginal difference exists between the best classification rate of recent frontiers CNN and that of the proposed method on the experimented datasets.

1. Introduction

Texture provides important clues for identifying materials and objects, especially when their shapes are not available. A wide range of applications such as industrial inspection, image retrieval, medical imaging, remote sensing, object and facial recognition can be developed depend upon analyzing the textures of their surfaces. Hence, texture analysis includes segmentation, shape extraction, synthesis, and classification is an active field.

There are variety texture analysis approaches have been proposed. They can be ranged from a simple to sophisticated computation strategy methods. Simple yet efficient feature extraction approaches can be a long list. They can be: 1) local binary pattern (LBP) method [32] and its variants; 2) the representation based on co-occurrence matrix [16]; 3) the filter-based approaches such as works in [2, 30];

4) the wavelet transform method as works in [28, 20, 4]; 5) the texton dictionary-based [22, 43, 44]; 6) the use of bidirectional features [8, 9]; and so on. In addition, many sophisticated computation strategy methods have been introduced to improve the feature robustness and performance. Scattering Network (ScatNet) [41], and Convolutional neural network (CNNs) with Fisher vector CNN (FV+CNN) delegation [6] belong to this category.

Among those approaches, the LBP-family can be considered as a popular feature method which extracts well local micro-structure information from images. Ojala *et al.* [31] first introduced the LBP method in 1996, then a multi-resolution version [32] in 2002. After that, several extensions on LBP have been conducted. In 2007, Tan *et al.* extended LBP to three-valued codes to become the local ternary pattern (LTP) [42]. Liao *et al.* proposed dominant LBP (DLBP) [23] which combines the most frequently occurred patterns with the Gabor filter responses for features. Later Guo *et al.* introduced completed LBP (CLBP) [12], which merges three components the sign (CLBP_S), magnitude (CLBP_M), and center pixel intensity (CLBP_C) together to form features. This enhances discriminative power compared to the original version. Variance in LBP (LBPV) [13] is utilized to encode local contrast information without requiring a quantization process, and rotation invariance is implemented by estimating principal orientations and aligning LBP histograms. By constructing a cascading spatial pyramid of LBP, Qian *et al.* [37] introduced pyramid transformed LBP (PLBP), the robustness of PLBP was compared with those of other LBP variants in this works. Further, Liu *et al.* suggested extended LBP [26] by a combination of pixel intensities and local differences. In this way, the pixel intensity part is divided into a central pixel's component and neighbor's component. Likewise, the local difference consists of two components: radial differences and an an-

gular difference. At the end, those four were combined to form features. In addition, Zhao *et al.* in [51] presented local binary pattern histograms of Fourier features (LBP-HF) which implement rotation invariance by computing discrete Fourier transforms of LBP histograms. In [11], moreover, Guo *et al.* presented a three-layered learning framework in which LTP and CLBP were used as raw features to train and select the discriminative features.

Contrary to the micro-structure descriptors of LBP family, several broader range feature methods have been developed. Bovik *et al.* applied the Gabor filters to compute the average filter responses for features [2]. Mallat proposed the multi-resolution wavelet decomposition method [29], which generates coefficients from the high-low (HL), low-high (LH), and low-low (LL) channels for subsequent classification tasks. Porter *et al.* [34] removed the high-high (HH) wavelet channels and combined the LH and HL wavelet channels to obtain rotation invariance wavelet features. Haley *et al.* [15] calculated isotropic rotation invariance features from Gabor filter responses. More recent, scattering transform is considered as a high-performance approach based on cascading wavelet transform layers [41] compared to previous wavelet-based methods.

The paper is organized as follows: we start with a review of the normalized convolution in Section 2.1, Fisher vector aggregation presented in Section 2.2, followed by details of the derivation of the proposed approach (Section 2.3). Section 2.4 presents the proposed method. In Section 3, we verify the our approach with experiments on popular texture datasets and comparisons with various state-of-the-art texture classification techniques. Section 4 provides concluding remarks and possible extensions of the proposed method.

2. Proposed Handcrafted Network

In this section, we propose a handcrafted Normalized-Convolution Network with its derivation described in 2.1, 2.1, and 2.2 for efficient texture classification.

2.1. Normalized Convolution

Normalized convolution was introduced by Knutsson and Westin in [19]. It is a method for performing general convolution operations on data of signal/certainty type. More specifically, it takes into account the uncertainties in signal values and allows spatial localization of possibly unlimited analysis functions. The conceptual basis for the method is the signal/certainty philosophy, i.e. separating the values of a signal from the certainty of the measurements. The separation of both data and operator into a signal part and a certainty part. Missing data is simply handled by setting the certainty to zero. In the case of uncertain data, an estimate of the certainty must accompany the data. Localization or windowing of operators is done using an

applicability function, the operator equivalent to certainty, not by changing the actual operator coefficients. Spatially or temporally limited operators are handled by setting the applicability function to zero outside the window.

Formally, Knutsson *et al.* define normalized convolution in form of standard convolution as follows,

$$U(\xi) = \sum a(x)B(x) \odot c(\xi - x)T(\xi - x) \quad (1)$$

where

ξ is the global spatial coordinate.

x is the local spatial coordinate.

$T(\xi)$ is a tensor corresponding to the input signal.

$c(\xi)$ is a function which represents the certainty of $T(\xi)$.

$B(x)$ is a tensor corresponding to the operator filter basis.

$a(x)$ is the operator equivalent to certainty, a function which represents the applicability of $B(x)$.

\odot denotes multi-linear operations (in standard convolution this operation is scalar multiplication). When the basic operation is understood explicitly indicating the dependence on the global spatial coordinates ξ , the local spatial coordinate x plays no role. Then, the expression (1) can be written as

$$U = \{aB\hat{\odot}cT\} \quad (2)$$

where the ‘‘hat’’ over the multilinear operation symbol acts as a marker of the operation involved in the convolution (it is useful when more than one operation symbol appears within the brackets).

Knutsson *et al.* also draw another definition of normalized convolution by the means of general convolution operations on data of signal/certainty type. Normalized convolution of aB and cT can be defined and denoted by:

$$U_N = \{aB\hat{\odot}cT\}_N = N^{-1}D \quad (3)$$

where: $D = \{aB\hat{\odot}cT\}$

$N = aB \odot B^* \hat{\odot} c$

The star, *, is the complex conjugate operator.

The concept of normalized convolution has a theory behind, the least squares problem.

To see this, express a given neighbourhood, t , in a set of basis functions given by a matrix B and the coefficients u . (standard matrix and vector notation are used.)

$$t' = Bu \quad (4)$$

It is proved that for a given set of basis functions, B , the least square error, $\|t' - t\|$, is minimized by choosing u to be:

$$u = [B^T B]^{-1} B^T t \quad (5)$$

With the introduction of a diagonal matrix, W , a weighted least square problem can be solved by

$$Wt' = WBu \quad (6)$$

Then the minimum of $\|W(t' - t)\|$ is obtained by choosing coefficients u to be:

$$u = \left[(WB)^T WB \right]^{-1} (WB)^T Wt \quad (7)$$

which can be rewritten and split into two parts, N^{-1} and D .

$$u = \underbrace{[B^T W^2 B]^{-1}}_N \underbrace{B^T W^2 t}_D \quad (8)$$

It can be shown that N and D are identical to the corresponding quantities used in normalized convolution, equation (3). In normalized convolution, the diagonal weight matrix is, for a neighbourhood centered on ξ_0 , given by:

$$W_{ii}^2(\xi_0) = a(x_i) c(\xi_0 - x_i) \quad (9)$$

Therefore, normalized convolution can be considered as a method used to obtain a local weighted least square error representation of the input signal. The input signal is described in terms of the basis function set, B , while the weights are adaptive and given by the data certainties and the operator applicability.

One of the most striking applications of normalized convolution might be the interpolation of Lena image (Figure 2) using applicability function illustrated in Figure 1.

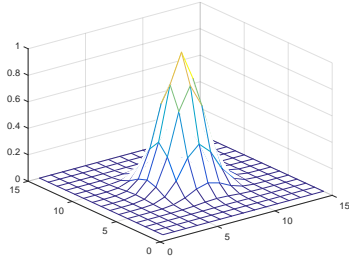


Figure 1. An applicability function.

2.2. Fisher Vectors

This section describes the Fisher Vector (FV) of [33]. The FV is an image representation obtained by pooling local image features. It is frequently used as a global image descriptor in visual classification. Given an input image I , the Fisher Vector (FV) formulation of [33] starts by extracting local descriptors $X = \{x_t, t = 1 \dots T\}$, they can be densely and at multiple scales. It is assumed that X can be modeled by a probability density function u_λ , with λ is the set of parameters of u as well as the estimation of those. Then, X can be described by the gradient vector as

$$G_X^\lambda = \frac{1}{T} \nabla_\lambda \log u_\lambda(X) \quad (10)$$

Since Fisher information matrix (F_λ) of probability density function (u_λ) is symmetric and positive, it has the



Figure 2. Top left: The famous Lena-image, top right the image has been degraded to a grey-level test image only containing 20% of the original information. Bottom left: Interpolation using standard convolution with a normalized smoothing filter (see Figure 1). Bottom right: Interpolation using normalized convolution with the same filter as applicability function.

Cholesky decomposition $F_\lambda = L'_\lambda L_\lambda$. Therefore, the Fisher kernel can be written as a dot-product between normalized gradient vectors Γ_λ , with $\Gamma_\lambda^X = L_\lambda G_\lambda^X$, and Γ_λ^X is referred to as the Fisher vector of X .

The probability density function u_λ is chosen to be a Gaussian Mixture Model (GMM): $u_\lambda(x) = \sum_{i=1}^K w_i u_i(x)$, and $\lambda = \{w_i, \mu_i, \Sigma_i, i = 1 \dots K\}$ where w_i, μ_i , and Σ_i are mixture weight, mean vector and covariance matrix of Gaussian u_i respectively. Covariance matrices are assumed to be diagonal, and σ_i^2 denotes the variance vector. The local descriptors x_t are assumed to be generated independently from u_λ , and therefore:

$$G_\lambda^X = \frac{1}{T} \sum_{t=1}^T \nabla_\lambda \log u_\lambda(x_t). \quad (11)$$

Soft assignment (γ_t) of descriptor x_t to Gaussian i is computed as

$$\gamma_t(i) = \frac{w_i u_i(x_t)}{\sum_{j=1}^K w_j u_j(x_t)}. \quad (12)$$

Let $\Gamma_{\mu,i}^X$ be the gradient vector computed on the mean μ_i , and $\Gamma_{\sigma,i}^X$ be the gradient vector computed on the standard deviation σ_i of Gaussian i , then derivative of those will lead to formulations for computing the first and second order

statistics of the local descriptors.

$$\Gamma_{\mu,i}^X = \frac{1}{T\sqrt{w_i}} \sum_{t=1}^T \gamma_t(i) \left(\frac{x_t - \mu_i}{\sigma_i} \right). \quad (13)$$

$$\Gamma_{\sigma,i}^X = \frac{1}{T\sqrt{2w_i}} \sum_{t=1}^T \gamma_t(i) \left[\frac{(x_t - \mu_i)^2}{\sigma_i^2} - 1 \right]. \quad (14)$$

The final Fisher vector is the concatenation of the $\Gamma_{\sigma,i}^X$ and $\Gamma_{\mu,i}^X$ vectors for $i = 1 \dots K$, with the dimensionality is $2KD$, D is the dimension of a descriptor x_t .

2.3. Scattering Network

Scattering Network (ScatNet) [27] is a handcrafted deep convolution network, in which cascade of wavelet transform and modulus non-linearities operators are consecutively computed to form the network layers. As illustrated in Figure 3, each $|W_m|$ outputs invariant scattering coefficients S_mx and the next layer of covariant wavelet modulus coefficients $U_{m+1}x$, which is further transformed by the subsequent wavelet-modulus operators.

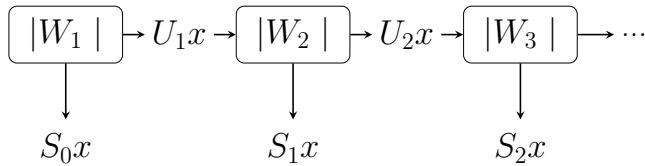


Figure 3. Scattering network formed by wavelet-modulus cascading

The average S_mx carries only the low frequencies of U_mx while the high frequencies are captured by roto-translation convolutions with wavelets. $|W_m|$ transforms U_mx into the average S_mx and a new layer $U_{m+1}x$ of wavelet amplitude coefficients: $|W_m|(U_mx) = (S_mx, U_{m+1}x)$. Repetitively computing this wavelet modulus transform would generate multiple layers of scattering invariant coefficients. For $m = 0$ $U_0x = x$, in case the network has three layers, the scattering feature vector (Sx) would be a concatenation of three S_ix coefficients such that $Sx = (S_0x, S_1x, S_2x)$. A filter bank of low-pass and high-pass filters for implementing Morlet wavelet (W_m operator) is illustrated in Figure 4.

2.4. Normalized-Convolution Network

This section introduces a handcrafted network which inherits ScatNet [41] for texture classification. In this novel handcrafted network, so called Normalized-Convolution Network (NmzNet), we propose two important changes to the ScatNet (section 2.3) to enhance its robustness.

i) We modify the wavelet modulus operator, the fundamental operator of ScatNet, by a substitution of the normal-




Figure 4. Complex Morlet wavelets with Gaussian kernel (top left corner), different scales (along rows) and orientations (along columns). The real and imaginary parts are shown on the left and on the right, respectively.

ized convolution presented in section 2.1 for the standard convolution used in ScatNet as flows

The operator of the first network layer:

$$W_1x = \left(x \otimes \phi_J, \{ |x \otimes \psi_{\theta,j}| \}_{\theta,j} \right) = (S_0x, U_1x) \quad (15)$$

where \otimes is the normalized convolution operator.

$|\cdot|$ is the modulus operator.

$j = 1 \dots J$ is the scaling parameter.

ϕ_J and $\psi_{\theta,j}$ are respectively the low and high pass filter kernels with J scales and θ angles. These kernels used as applicability functions for the normalized convolution in our proposed method.

The wavelet-modulus operator for layers $m \geq 2$ computed on $U_{m-1}x$ the same way as the one on the first layer. However, there is a normalized convolution computed along the angle parameters taken into account.

ii) The average pooling of ScatNet replaced by the Fish Vector feature aggregation in the NmzNet.

Given an image I , local descriptors $\{d_1, \dots, d_n\}$ are extracted from three different layers of NmzNet. These features are then soft-quantized using a Gaussian Mixture Model (GMM). Subsequently, the dimensionality is reduced by PCA before concatenating their first and second order statistics to form the final Fisher Vector features. We have discovered that our proposed method improves classification accuracy on the tested texture benchmarks (see Section 3).

3. Experimental Results

This section evaluates the proposed method for classifying texture data. First, parameter settings and datasets are presented. Second, we evaluate the results and compare with the state-of-the-art. Finally, we analyze the proposed method and its complexity. In our experiments, we used source code of ScatNet, VLFeat library shared by Mallat's team [41], and Vedaldi *et al.* [45, 46] respectively to generate texture classification results on three benchmarks: UIUC, KTH-TIPS-2a, and KTH-TIPS-2b.




Figure 5. Images in the same class from the 3 experimented datasets: Rows 1) UIUC, 2) KTH-TIPS-2a, 3) KTH-TIPS-2b.

3.1. Experimental Settings

We analyze the effectiveness of our method by doing experiments on three popular texture databases, and their testing protocols are strictly followed. The SVM classifier is used to produce texture classification results.

Arguments of NmzNet are selected such that scaling number is $J = 4$ for image size 300×300 or smaller, and $J = 5$ otherwise. Here, the principle is that the smaller image size, the smaller scaling number chosen as recommended in [41]. Orientations of the filter bank are set to 8 ($L = 8$), the number of NmzNet layers is set to 3 ($M = 3$). Since if the layer number exceeds this threshold, both feature dimension and feature extraction time increase with minor improvement in classification accuracy.

Experiments were conducted on datasets, with samples of those represented in Figure. 5, and the summary is in Table 1.

Table 1. Summary of datasets for the experiments.

Dataset	Images	Image size	Classes	Splits
UIUC	1000	640×480	25	100
KTH-TIPS2a	4608	200×200	11	pre-defined
KTH-TIPS2b	4752	200×200	11	pre-defined

UIUC [21] has 25 classes of texture, each class contains 40 different images which has the resolution of 640×480 include changes of viewing angle, scale, and illumination conditions. The mean classification accuracy, 100 random splits between training and testing with, a half of samples (20 images) per class chosen for training and the rest for testing, is reported.

The material databases **KTH-TIPS-2a**, **KTH-TIPS-2b** [3], with three viewing angles, four illuminants, and nine different scales, produce 432 images per class, with the image size of 200×200 and 11 classes in total. Regarding these databases, we follow the common testing and training protocols. Only unseen data is used for testing, with three out of four samples used for training and the remaining for

testing.

3.2. Experimental Analysis

This section discusses how the proposed method enhances texture representation when normalized convolution used. As illustrated in (Figure 6), the first row presents (from left to right) a Gaussian window used as applicability function, the real and imaginary part of one Gabor filter, windowed filters respectively which can be used for computing normalized convolution. The second row is a lettuce leaf image and its corresponding convolution results. It is obvious that normalized convolution results (right) retain more details from the image than those of standard convolution. This clue inspires us to build a convolution handcrafted network based on ScatNet with normalized convolution used instead of standard convolution.

We built a convolution network based on ScatNet model with normalized convolution substituted for standard convolution, so called normalized-convolution-ScatNet, then extracted feature vectors of images (Figure 7), taken from the KTH-TIPS-2b dataset which has the same class (cork). We next computed χ^2 distance between those, it is 0.45. The same procedures are done with ScatNet, and the χ^2 distance is 14.89. It is obvious that our approach has a better discriminative representation compared with its derivation (ScatNet).

Finally, We use off-the-shelf method Fisher vector as an aggregation method for our approach. Classification results are presented in the next section with SVM classifier is used.

3.3. Classification Results

Experiments were conducted on three texture datasets, the results are compared with well-known and state-of-the-art of those, we chose the highest results reported by relevant articles for the comparison.

Results in Table 2 shows that our accurate rate on UIUC dataset is similar to that of works in [49], roundly 1% lower than the recent frontier FV-SIFT+ FC+FV-VD [6] of this dataset while beating all others

KTH-TIPS-2a [3] is a very challenging dataset for the texture classification task. State-of-the-art performance on this dataset was reported approximately 78%. KTH-TIPS-2a is challenging because it has very intense intra-class variations, as evident in Figure 5. Table 3 shows the experimental results obtained on KTH-TIPS-2a. NmzScat achieved a 82.37% classification rate, which was superior to the results obtained by handcrafted conventional methods with a wide margin.

Results on KTH-TIPS-2b: As can be seen from Table 4, our proposed method gets a significant improvement over the original features it inherits from, the enhancement in classification accuracy is approximate 10% compared with

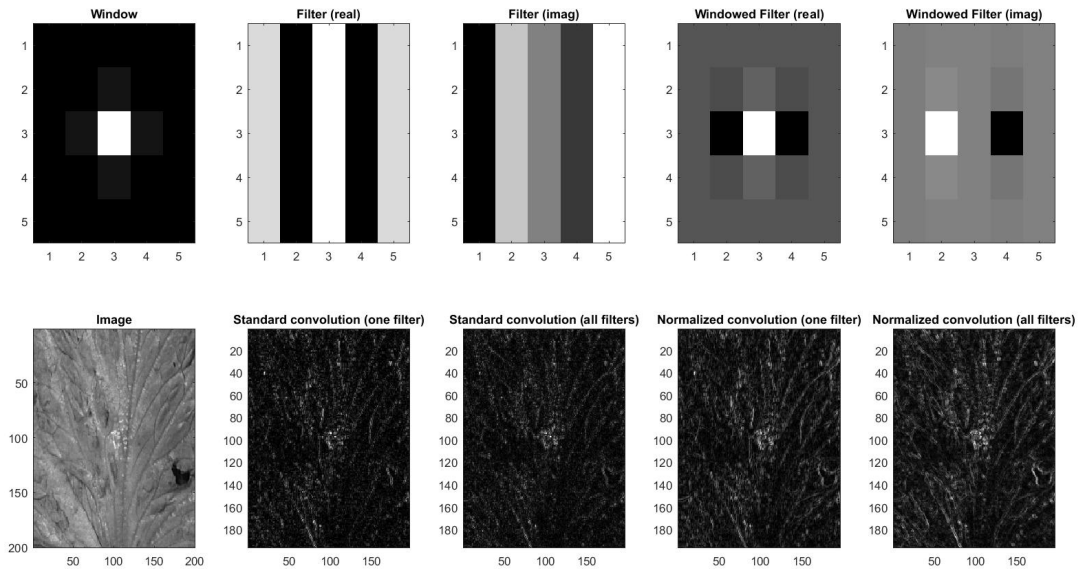


Figure 6. Normalized Convolution compared with Standard Convolution, lettuce leaf image from KTH-TIPS-2b dataset



Figure 7. Images in the same class (cork) from KTH-TIPS-2b dataset whose NmzNet descriptors have smaller χ^2 distances compared with those of ScatNet.

Table 2. Classification accuracy comparisons with state-of-the-art on the UIUC database.

Method	Accuracy(%)
MDLBP ^{riu2} [40]	88.05
LBPHF [1]	89.58
Hayman <i>et al.</i> [17]	92.00
CLBPHF [52]	92.55
MFS[48]	92.74
BPRINT [25]	93.30
MRELBP (SVM) [24]	96.88
ScatNet(PCA) [41]	96.15
VZ-joint[44]	97.83
OTF[47]	97.40
scLBP [39]	98.45
FV-AlexNet (SVM) [6]	99.1
FV-VGGM (SVM) [6]	99.7
FV-VGGVD (SVM) [6]	99.8
NmzNet (ours)	96.97

Table 3. Classification accuracy comparisons with state-of-the-art on the KTH-TIPS-2a database.

Method	Accuracy(%)
LBP [32]	58.10
CLBP [53]	66.58
VZ-MR8 [43]	62.35
VZ-joint[44]	61.93
Multi-Scale-BIF [7]	71.56
ScatNet [41]	72.57
COV-LBPD [18]	74.86
MLEP [50]	75.57
scLBP [39]	78.39
NmzNet (ours)	82.37

ScatNet. Although our classification result on this database is inferior to FV-SIFT+ FC+FV-VD [6], it is on the high ranking.

4. Conclusions

In this paper, we have proposed NmzNet, a handcrafted convolution network which leverages off-the-shelf methods such as Normalized Convolution, ScatNet, Fisher Vector aggregation for efficient texture classification. Our approach extracts features which are invariant to scale, rotation, and illumination changes.

Future works can be drawn on other categories of texture data such as noise and occlusion data with other types of feature aggregation.

Table 4. Classification accuracy comparisons with state-of-the-art on the KTH-TIPS-2b database.

Method	Accuracy(%)
VZ-MR8[43]	55.70
NRLBP[38]	57.00
NLBP[10]	58.78
MBP[14]	60.29
LBP [32]	60.35
VZ-Path [44]	60.70
LTP[42]	62.12
PRICoLBP[36]	61.17
COV-LBPD[18]	63.47
MWLD[5]	64.70
ELBP[26]	64.84
MSJLBP[35]	65.51
MDLBP ^{ru2} [40]	66.52
BRINT[25]	66.67
LBPHF[1]	67.51
CLBPHF[52]	68.10
ScatNet(PCA)[41]	68.92
MRELBP[24]	68.98
MRELBP (SVM)[24]	77.91
FV-AlexNet (SVM) [6]	77.9
FV-VGGM (SVM) [6]	77.9
FV-VGGVD [6]	88.2
NmzNet (ours)	78.10

References

- [1] T. Ahonen, J. Matas, C. He, and M. Pietikäinen. Rotation invariant image description with local binary pattern histogram fourier features. *Image analysis*, pages 61–70, 2009. 6, 7
- [2] A. C. Bovik, M. Clark, and W. S. Geisler. Multichannel texture analysis using localized spatial filters. *IEEE Transactions on Pattern Analysis and Machine Intelligence*, 12(1):55–73, 1990. 1, 2
- [3] B. Caputo, E. Hayman, M. Fritz, and J.-O. Eklundh. Classifying materials in the real world. *Image Vision Comput.*, 28(1):150–163, 2010. 5
- [4] D. Charalampidis and T. Kasparis. Wavelet-based rotational invariant roughness features for texture classification and segmentation. *IEEE Transactions on Image Processing*, 11(8):825–837, 2002. 1
- [5] J. Chen, S. Shan, C. He, G. Zhao, M. Pietikäinen, X. Chen, and W. Gao. WLD: A robust local image descriptor. *IEEE Transactions on Pattern Analysis and Machine Intelligence*, 32(9):1705–1720, 2010. 7
- [6] M. Cimpoi, S. Maji, I. Kokkinos, and A. Vedaldi. Deep filter banks for texture recognition, description, and segmentation. *International Journal of Computer Vision*, 118(1):65–94, 2016. 1, 5, 6, 7
- [7] M. Crosier and L. D. Griffin. Using basic image features for texture classification. *International Journal of Computer Vision*, 88(3):447–460, 2010. 6
- [8] O. G. Cula and K. J. Dana. Compact representation of bidirectional texture functions. In *2001 IEEE Computer Society Conference on Computer Vision and Pattern Recognition (CVPR 2001)*, 2001. 1
- [9] O. G. Cula and K. J. Dana. 3d texture recognition using bidirectional feature histograms. *International Journal of Computer Vision*, 59(1):33–60, 2004. 1
- [10] A. Fathi and A. R. Naghsh-Nilchi. Noise tolerant local binary pattern operator for efficient texture analysis. *Pattern Recognition Letters*, 33(9):1093–1100, 2012. 7
- [11] Y. Guo, G. Zhao, and M. Pietikäinen. Discriminative features for texture description. *Pattern Recognition*, 45(10):3834–3843, 2012. 2
- [12] Z. Guo, L. Zhang, and D. Zhang. A completed modeling of local binary pattern operator for texture classification. *IEEE Transactions on Image Processing*, 19(6):1657–1663, June 2010. 1
- [13] Z. Guo, L. Zhang, and D. Zhang. Rotation invariant texture classification using lbp variance (lbpv) with global matching. *Pattern Recognition*, 43(3):706–719, 2010. 1
- [14] A. Hafiane, G. Seetharaman, and B. Zavidovique. Median binary pattern for textures classification. In *Image Analysis and Recognition, 4th International Conference, ICIAR 2007, Montreal, Canada, August 22-24, 2007, Proceedings*, pages 387–398, 2007. 7
- [15] G. M. Haley and B. Manjunath. Rotation-invariant texture classification using a complete space-frequency model. *IEEE Transactions on Image Processing*, 8(2):255–269, 1999. 2
- [16] R. M. Haralick, K. Shanmugam, et al. Textural features for image classification. *IEEE Transactions on Systems, Man, and Cybernetics*, 3(6):610–621, 1973. 1
- [17] E. Hayman, B. Caputo, M. Fritz, and J. Eklundh. On the significance of real-world conditions for material classification. In *European Conference on Computer Vision*, 2004. 6
- [18] X. Hong, G. Zhao, M. Pietikäinen, and X. Chen. Combining LBP difference and feature correlation for texture description. *IEEE Transactions on Image Processing*, 23(6):2557–2568, 2014. 6, 7
- [19] H. Knutsson and C.-F. Westin. Normalized and differential convolution. In *Computer Vision and Pattern Recognition, 1993. Proceedings CVPR'93., 1993 IEEE Computer Society Conference on*, pages 515–523. IEEE, 1993. 2
- [20] A. Laine and J. Fan. Texture classification by wavelet packet signatures. *IEEE Transactions on Pattern Analysis and Machine Intelligence*, 15(11):1186–1191, 1993. 1
- [21] S. Lazebnik, C. Schmid, and J. Ponce. A sparse texture representation using local affine regions. *IEEE Transactions on Pattern Analysis and Machine Intelligence*, 27(8):1265–1278, 2005. 5
- [22] T. Leung and J. Malik. Representing and recognizing the visual appearance of materials using three-dimensional textures. *International Journal of Computer Vision*, 43(1):29–44, 2001. 1
- [23] S. Liao, M. W. Law, and A. C. Chung. Dominant local binary patterns for texture classification. *IEEE Transactions on Image Processing*, 18(5):1107–1118, 2009. 1
- [24] L. Liu, S. Lao, P. W. Fieguth, Y. Guo, X. Wang, and M. Pietikäinen. Median robust extended local binary pattern for texture classification. *IEEE Transactions on Image Processing*, 25(3):1368–1381, 2016. 6, 7

- [25] L. Liu, Y. Long, P. W. Fieguth, S. Lao, and G. Zhao. Brint: binary rotation invariant and noise tolerant texture classification. *IEEE Transactions on Image Processing*, 23(7):3071–3084, 2014. 6, 7
- [26] L. Liu, L. Zhao, Y. Long, G. Kuang, and P. Fieguth. Extended local binary patterns for texture classification. *Image and Vision Computing*, 30(2):86–99, 2012. 1, 7
- [27] S. Mallat. Group Invariant Scattering. *Communications on Pure and Applied Mathematics*, 65(10):1331–1398, 2012. 4
- [28] S. G. Mallat. A theory for multiresolution signal decomposition: the wavelet representation. *IEEE Transactions on Pattern Analysis and Machine Intelligence*, 11(7):674–693, 1989. 1
- [29] S. G. Mallat. A theory for multiresolution signal decomposition: the wavelet representation. *IEEE Transactions on Pattern Analysis and Machine Intelligence*, 11(7):674–693, 1989. 2
- [30] B. S. Manjunath and W.-Y. Ma. Texture features for browsing and retrieval of image data. *IEEE Transactions on Pattern Analysis and Machine Intelligence*, 18(8):837–842, 1996. 1
- [31] T. Ojala, M. Pietikäinen, and D. Harwood. A comparative study of texture measures with classification based on featured distributions. *Pattern Recognition*, 29(1):51–59, 1996. 1
- [32] T. Ojala, M. Pietikäinen, and T. Maenpää. Multiresolution gray-scale and rotation invariant texture classification with local binary patterns. *IEEE Transactions on Pattern Analysis and Machine Intelligence*, 2002. 1, 6, 7
- [33] F. Perronnin and C. Dance. Fisher kernels on visual vocabularies for image categorization. In *Computer Vision and Pattern Recognition, 2007. CVPR'07. IEEE Conference on*, pages 1–8. IEEE, 2007. 3
- [34] R. Porter and N. Canagarajah. Robust rotation-invariant texture classification: wavelet, gabor filter and gmrf based schemes. *IEE Proceedings-Vision, Image and Signal Processing*, 144(3):180–188, 1997. 2
- [35] X. Qi, Y. Qiao, C. Li, and J. Guo. Multi-scale joint encoding of local binary patterns for texture and material classification. In *British Machine Vision Conference, BMVC 2013, Bristol, UK, September 9-13, 2013*, 2013. 7
- [36] X. Qi, R. Xiao, C.-G. Li, Y. Qiao, J. Guo, and X. Tang. Pairwise rotation invariant co-occurrence local binary pattern. *Pattern Analysis and Machine Intelligence, IEEE Transactions on*, 36(11):2199–2213, 2014. 7
- [37] X. Qian, X.-S. Hua, P. Chen, and L. Ke. Plbp: An effective local binary patterns texture descriptor with pyramid representation. *Pattern Recognition*, 44(10):2502–2515, 2011. 1
- [38] J. Ren, X. Jiang, and J. Yuan. Noise-resistant local binary pattern with an embedded error-correction mechanism. *IEEE Transactions on Image Processing*, 22(10):4049–4060, 2013. 7
- [39] J. Ryu, S. Hong, and H. S. Yang. Sorted consecutive local binary pattern for texture classification. *IEEE Transactions on Image Processing*, 24(7):2254–2265, 2015. 6
- [40] G. Schaefer and N. P. Doshi. Multi-dimensional local binary pattern descriptors for improved texture analysis. In *Pattern Recognition (ICPR), 2012 21st International Conference on*, pages 2500–2503. IEEE, 2012. 6, 7
- [41] L. Sifre and S. Mallat. Rotation, scaling and deformation invariant scattering for texture discrimination. In *2013 IEEE Conference on Computer Vision and Pattern Recognition*, pages 1233–1240, 2013. 1, 2, 4, 5, 6, 7
- [42] X. Tan and B. Triggs. Enhanced local texture feature sets for face recognition under difficult lighting conditions. In *Analysis and Modeling of Faces and Gestures*, pages 168–182. Springer, 2007. 1, 7
- [43] M. Varma and A. Zisserman. A statistical approach to texture classification from single images. *Int. Journal of Computer Vision*, 62(1-2):61–81, 2005. 1, 6, 7
- [44] M. Varma and A. Zisserman. A statistical approach to material classification using image patch exemplars. *IEEE Transactions on Pattern Analysis and Machine Intelligence*, 31(11):2032–2047, 2009. 1, 6, 7
- [45] A. Vedaldi and B. Fulkerson. VLFeat: An open and portable library of computer vision algorithms. <http://www.vlfeat.org/>, 2010. 4
- [46] A. Vedaldi and K. Lenc. Matconvnet – convolutional neural networks for matlab. In *Proceeding of the ACM Int. Conf. on Multimedia*, 2015. 4
- [47] Y. Xu, S. Huang, H. Ji, and C. Fermüller. Combining powerful local and global statistics for texture description. In *2009 IEEE Computer Society Conference on Computer Vision and Pattern Recognition (CVPR 2009), 20-25 June 2009, Miami, Florida, USA*, pages 573–580, 2009. 6
- [48] Y. Xu, H. Ji, and C. Fermüller. Viewpoint invariant texture description using fractal analysis. *International Journal of Computer Vision*, 83(1):85–100, 2009. 6
- [49] Y. Xu, X. Yang, H. Ling, and H. Ji. A new texture descriptor using multifractal analysis in multi-orientation wavelet pyramid. In *CVPR*, pages 161–168, 2010. 5
- [50] J. Zhang, J. Liang, and H. Zhao. Local energy pattern for texture classification using self-adaptive quantization thresholds. *IEEE transactions on image processing*, 22(1):31–42, 2013. 6
- [51] G. Zhao, T. Ahonen, J. Matas, and M. Pietikäinen. Rotation-invariant image and video description with local binary pattern features. *IEEE Transactions on Image Processing*, 21(4):1465–1477, 2012. 2
- [52] G. Zhao, T. Ahonen, J. Matas, and M. Pietikäinen. Rotation-invariant image and video description with local binary pattern features. *IEEE Transactions on Image Processing*, 21(4):1465–1477, 2012. 6, 7
- [53] Y. Zhao, D.-S. Huang, and W. Jia. Completed local binary count for rotation invariant texture classification. *IEEE Transactions on Image Processing*, 21(10):4492–4497, 2012. 6