



HAL
open science

Twist your logic with ToulST

Skander Ben Slimane, Alexis Comte, Olivier Gasquet, Abdelwahab Heba,
Frédéric Maris, Maël Valais

► **To cite this version:**

Skander Ben Slimane, Alexis Comte, Olivier Gasquet, Abdelwahab Heba, Frédéric Maris, et al.. Twist your logic with ToulST. 4th International Congress on Tools for Teaching Logic (TTL 2015), IRISA: Institut de Recherche en Informatique et Systèmes Aléatoires; INRIA, Jun 2015, Rennes, France. pp.1-8. hal-01671317

HAL Id: hal-01671317

<https://hal.science/hal-01671317>

Submitted on 22 Dec 2017

HAL is a multi-disciplinary open access archive for the deposit and dissemination of scientific research documents, whether they are published or not. The documents may come from teaching and research institutions in France or abroad, or from public or private research centers.

L'archive ouverte pluridisciplinaire **HAL**, est destinée au dépôt et à la diffusion de documents scientifiques de niveau recherche, publiés ou non, émanant des établissements d'enseignement et de recherche français ou étrangers, des laboratoires publics ou privés.



Open Archive TOULOUSE Archive Ouverte (OATAO)

OATAO is an open access repository that collects the work of Toulouse researchers and makes it freely available over the web where possible.

This is an author-deposited version published in : <http://oatao.univ-toulouse.fr/>
Eprints ID : 18745

The contribution was presented at ICTTL 2015 :
<http://ttl2015.irisa.fr/>

To cite this version : Ben Slimane, Khaled Skander and Comte, Alexis and Gasquet, Olivier and Heba, Abdelwahab and Lezaud, Olivier and Maris, Frédéric and Valais, Maël *Twist your logic with TouIST*. (2015) In: 4th International Congress on Tools for Teaching Logic (ICTTL 2015), 9 June 2015 - 12 June 2015 (Rennes, France).

Any correspondence concerning this service should be sent to the repository administrator: staff-oatao@listes-diff.inp-toulouse.fr

Twist your logic with TouIST

Skander Ben Slimane¹, Alexis Comte¹, Olivier Gasquet¹,
Abdelwahab Heba¹, Olivier Lezaud¹, Frederic Maris¹, and Mael
Valais¹

1 University Paul Sabatier
Toulouse, France
{gasquet,maris}@irit.fr

Abstract

SAT provers are powerful tools for solving real-sized logic problems, but using them requires solid programming knowledge and may be seen w.r.t. logic like assembly language w.r.t. programming. Something like a high level language was missing to ease various users to take benefit of these tools. TouIST aims at filling this gap. It is devoted to propositional logic and its main features are 1) to offer a high-level logic language for expressing succinctly complex formulas (e.g. formulas describing Sudoku rules, planification problems,...) and 2) to find models to these formulas by using the adequate powerful prover, which the user has no need to know about. It consists in a friendly interface that offers several syntactic facilities and which is connected with some sufficiently powerful provers allowing to automatically solve big instances of difficult problems (such as time-tables or Sudokus). It can interact with various provers: pure SAT solver but also SMT provers (SAT modulo theories - like linear theory of reals, etc) and thus may also be used by beginners for experiencing with pure propositional problems up to graduate students or even researchers for solving planification problems involving big sets of fluents and numerical constraints on them.

Keywords and phrases Interface High-level logic formalization SAT-prover

1 The history

O. Gasquet and F. Maris teach at University Paul Sabatier in Toulouse, France. They teach logic at different levels starting from introductory courses of propositional logic up to advanced topics for graduate students, like modal logic or logic-based planning. S. Ben Slimane, A. Comte, A. Heba, O. Lezaud and M. Valais are graduate students of the same university. They have been implementing TouIST during three months of their MSc.

Motivation of students

At the beginning of undergraduate studies, we (teachers) found that students' motivation may be increased by showing them that logic is useful and powerful for computer scientists and that computer science does not only consist in hacking C-code or JAVA. Classically, logic is motivated by abstract examples or, at the best, by toy examples. At some time, we thought that it would be preferable to show and not only tell them that with little knowledge, logic can be used to solve difficult problems whose size prevents humans from solving them by hand easily or would require rather complex programming in C or any other programming language.



© Skander Ben Slimane, Alexis Comte, Olivier Gasquet
Abdelwahab Heba, Olivier Lezaud, Frederic Maris, and Mael Valais;
licensed under Creative Commons License CC-BY
4th International Conference on Tools for Teaching Logic.



SATTOULOUSE's genesis

In ICTTL'2011, we presented SATTOULOUSE [2], devoted to propositional logic whose main features were 1) to offer a high-level logic language for expressing succinctly complex formulas and 2) to find models of these formulas by using a powerful SAT prover. But SATTOULOUSE had several drawbacks to be corrected.

Of course, there are loads of logic tools like provers, proof assistants, truth table editors, . . . on the Internet, even PROLOG could have been used, but none fits our requirements which are:

- the tool must be very easy to install and to use, with no complex syntax;
- the prover can be used as a black box without knowing how it works;
- no normal forming, ordering on clauses, or PROLOG cut must be needed;
- only little knowledge in logic should be necessary.

As we could not find an existing tool fulfilling these requirements, in 2010 we started to implement ours, and we came to the idea of just developing an interface that allows to very comfortably use a powerful SAT-prover (namely SAT4J [1]): this tool had been called SATTOULOUSE and is described in [2]. With this tool, students could experiment by themselves that a logical language is not only descriptive but may lead to computations that solve real-life problems. In particular, with SATTOULOUSE, they could solve Sudokus quite easily, as well as many other combinatorial problems such as time-table, map coloring, electronic circuits design, . . .

Here are the main facilities that SATTOULOUSE offered:

- Input formulas need not to be in clausal form and arbitrary connectives may be used, normal forming is done dynamically during keyboarding of the user;
- Big conjunctions and disjunctions facilities are offered like in:

$$\bigwedge_{i \in \{1..9\}} \bigvee_{j \in \{1..9\}} \bigwedge_{n \in \{1..9\}} \bigwedge_{m \in \{1..9\}, m \neq n} (p_{i,j,n} \rightarrow \neg p_{i,j,m})$$

- Running the solver only consists in clicking a button;
- The tool displays a model in the syntax of the input formula.

Then it is possible to show the power of propositional logic to students that have been trained a bunch of hours to formalize sentences in logic and have acquired basic notions of validity and satisfiability to automatically solve some Sudokus.

Practical work with SATTOULOUSE

But this is not the whole story, since the same SAT-solver may be used for solving many other combinatorial problems as easily as they just did for Sudokus: they just have to formalize the constraints. Our students are asked to do so for: time-table, map coloring, . . . SATTOULOUSE has been used during three years now by about 400 students with great satisfaction. Particularly, students used it to perform long-term homeworks in the spirit of programming projects: we give them a logical problem to solve (too big to be solved by hand), they must formalize it and then use this formalization to solve the problem. For example, a problem of storage of chemicals that must be stored in same/contiguous/non-contiguous rooms according to their degree of compatibility. Students must solve a case involving a lot of chemicals.

SATTOULOUSE's limitations and TOUIST's genesis

But during these years, we noticed some painful limitations of SATTOULOUSE: many bugs, flaws in the interface, lack of modularity (if one wishes to change the SAT prover used), ambiguity and limitations of its language, etc.

For example, problems involving pigeon-holes principle like the rules of the Takuzu game¹ which requires to count 0's and 1's could not be easily formalized: facilities to express something like “exactly 5 among 10 propositions are true” were missing.

SAToulouse do not offer the possibility to browse all the models provided by the prover, it only returns one.

Lessons learned from two years using **SAToulouse** are that many of our CS students clearly become aware that logic has real applications w.r.t. problem solving, and many of them gained ability in formalizing problems. But remaining flaws of **SAToulouse** made debugging really hard because only one model is displayed and because of the raw way the models is displayed, together with the poor editing capabilities it has. Moreover only pure combinatorial problems could be handled which heavily limitates the wide range pretention of **SAToulouse** w.r.t. real world problems.

Another drawback of **SAToulouse** not specifically linked to logic teaching, was its inability to be used from the command line: researchers or engineers who wish to use it intensively would find it tedious to type input problems. Last, extension to richer theories is also something that may interest researchers, engineers or graduate students, since **SAToulouse** is definitely not suited for satisfiability modulo theories or for solving planification problems though the same architecture of the software could be used by just changing the solver used.

A few months ago, we started to go for a whole new software which would fulfill all these demands. It would be called **TouIST** which stands for **TOU**louse **I**ntegrated **S**atisfiability **T**ool and should be pronounced “twist”.

TouIST is of course publicly available for download from the following site

<https://github.com/olzd/touist/releases>

To sum it up, here are the features **TouIST** offers that **SAToulouse** does not:

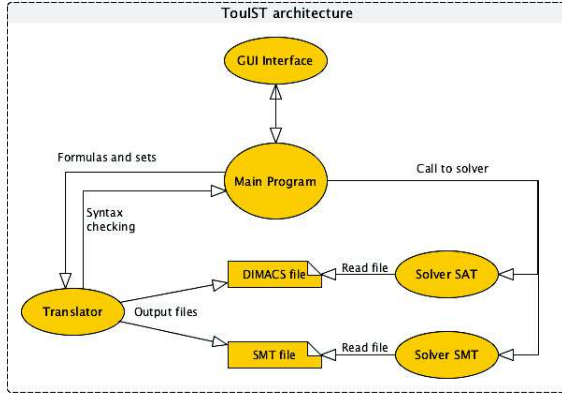
- definition of domain sets: $\bigwedge_{i \in A}$ vs. $\bigwedge_{i \in \{Paris, London, Roma, Madrid\}}$
- multiple binding of indexes: $\bigwedge_{i \in A, j \in B}$ vs. $\bigwedge_{i \in \dots} \bigwedge_{j \in \dots}$
- rich computations on indexes as well as on domain sets $\bigwedge_{i \in (A \cup (B \cap C))}$
- built-in pigeon-holes primitives: “atLeast” (resp. “atMost”, “exact”) *so many values are true among these values*
- predicates also may be variables ranging over domain sets: $\bigwedge_{X \in \{A, B\}, i \in \{1, 2\}} X(i)$ vs. $\bigwedge_{i \in \{1, 2\}} (A(i) \wedge B(i))$
- specialized literals targeting constraints between integer or real numbers
- easy browsing of models successively computed by the solvers
- regular expressions allowing filtration of literals under interest
- possibility to use the software on command line and/or batch
- many editing facilities and improvements

2 Quick survey of **TouIST**

TouIST is made of three modules, but the standard user will only see one of them: the interface. In the sequel we mainly insist on the latter rather than on the translator and the solver. The global architecture looks as pictured in figure 1:

With **TouIST** one accesses a powerful and friendly editor for editing complex logical formulas and various constraints like:

¹ Also known as Binerio. <http://fr.wikipedia.org/wiki/Takuzu>

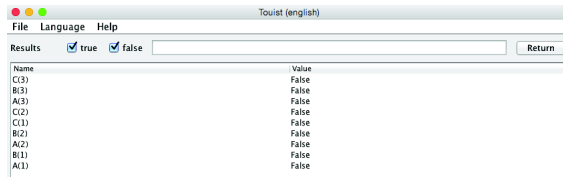


■ **Figure 1** TouIST architecture

$$\bigwedge_{i \in \{1..9\}} (P_i \longrightarrow Q_{i+1}),$$

which comfortably abbreviates $(P_1 \longrightarrow Q_2) \wedge (P_2 \longrightarrow Q_3) \wedge \dots \wedge (P_9 \longrightarrow Q_{10})$.

Once it has been given to the interface, a set of formulas may be checked for satisfiability: the interface would send it to the provers which would send back a satisfying model, displayed as shows figure 2 if such models exist. Then through the interface, the user can for example ask for other models (button “Next” of the interface).



■ **Figure 2** Model display

Models returned by the prover are “total” ones: each variable appearing in the formulas sent to the prover is assigned a value. The user may select only True propositions or only False ones. She can also select subsets of the variables under interest by typing a regular expression filtering them.

3 Details of what can be done with TouIST

3.1 Domain sets

With time, we noticed that we often need to write things like

$$\bigwedge_{i \in \{1..9\}} \bigwedge_{j \in \{1..9\}} \bigwedge_{m \in \{A,B,C,D,E,F,G,H,I\}} P_{i,j,m} \longrightarrow \bigwedge_{n \in \{A,B,C,D,E,F,G,H,I\} | m \neq n} \neg P_{i,j,n}$$

If one read $P_{i,j,m}$ as “there is a letter m in cell (i, j) ” of some 9×9 grid, the above formula expresses that there is *at most* one letter among ‘A’ ... ‘I’ in each cell.

These sets $\{1..9\}$ and $\{A, B, C, D, E, F, G, H, I\}$ are *domain sets*, with TouIST the user may define as many domain sets she wants, e.g.:

$N=(1..9) \quad L=(A,B,C,D,E,F,G,H,I)$

and then write the above formula as $\bigwedge_{i \in N} \bigwedge_{j \in N} \bigwedge_{m \in L} P_{i,j,m} \longrightarrow \bigwedge_{n \in L | m \neq n} \neg P_{i,j,n}$
 Moreover, usual operations on sets ($\cup, \cap, \setminus, \dots$) can be used to define other sets.

3.2 Propositional formulas

The formulae of **TOUIST** are based on propositional variables (that can have indices) and usual logical operators ($\wedge, \vee, \longrightarrow, \neg, \leftrightarrow$). Thus one can type usual simple formulas like *Rain* \longrightarrow *Clouds*. But in addition, we provide high-level logical operators that allow to express complex statements in a very compact form.

Generalized conjunctions and disjunctions

They allow to express conjunctions and disjunctions over formulas containing parameters that vary, e.g.

- $\bigwedge_{i \in N} P_i$, where N is the domain set defined above. It represents $P_1 \wedge P_2 \wedge \dots \wedge P_9$.
- $\bigvee_{i \in E} P_i$.

Of course, these operators may be nested, as in $\bigwedge_{i \in N} \bigwedge_{j \in N} \bigvee_{m \in L} P_{i,j,m}$ stating that in each cell there is at least one letter.

Pigeon-hole statements

They were one of the “left-to-the-future” topic of [2]. These less classical logical operators are available in **TOUIST**: they allow to drastically lower the size of some formulas, they are: \leq, \geq and $\langle \rangle$.

The following examples will describe their meanings:

- $\leq_{i \in N}^2 P_i$ represents “for at most two values of $i \in N$ $P(i)$ is true;
- $\geq_{i \in N}^2 P_i$ represents “for at least two values of $i \in N$ $P(i)$ is true;
- $\langle \rangle_{i \in N}^2 P_i$ represents “for exactly two values of $i \in N$ $P(i)$ is true;

Generalized disjunction is in fact a special case of those: at least one is true, conjunction too: at most 0 are false, and exclusive or may be viewed as: exactly one among two is true.

Let us recall that with basic logical operators and with N containing 9 elements, $\leq_{i \in N}^3 P_i$ would necessitate a formula containing 84 propositions P_i since it amounts to choosing 3 among 9 which yields $\binom{9}{3}$ possibilities, and neither \wedge and \vee would help a lot.

Constraints and calculus on indexes

Often we need to add constraints on indexes, for example:

$$\bigwedge_{i \in E} \bigwedge_{j \in E | i \neq j} P_{i,j}$$

which means that $P_{i,j}$ is true whenever $i \neq j$.

This was the only constraint available in **SATTOULOUSE**, now in **TOUIST** the range of possibility has been widely enriched. Constraints may include usual comparison operators like $<, >, \leq, \geq, \neq, =$ and these comparisons may not only apply to indices but to any arithmetic expressions involving indexes and $+, -, *, /, \text{ mod }, \sqrt{\quad}$. Expressing a sentence like “each cell (i, j) contains a number which is not equal to $i + j$ ” will give:

$$\bigwedge_{i \in N} \bigwedge_{j \in N} \bigvee_{k \in N | k \neq i+j} P_{i,j,k}$$

Of course, *all these sentences* may be expressed with usual plain logical operators, but this would be an awful work to do. Nevertheless, students must know what is behind the scene, and that such a compact formula abbreviates something long and dull like:

$$P_{1,1,1} \vee P_{1,1,3} \vee P_{1,1,4} \dots P_{1,2,1} \vee P_{1,1,2} \vee P_{1,2,4} \vee \dots$$

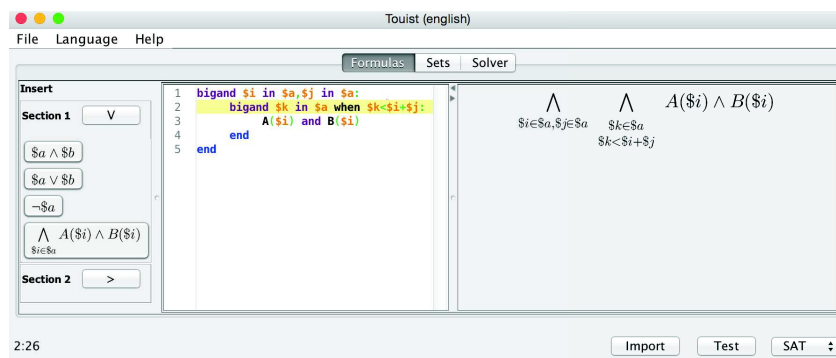
3.3 Technical aspects

Input language vs display language

Formulas as seen above are written in the *display* language (L^AT_EX-style), but all those symbols are not available on keyboards, thus for writing formula and domain sets, the user will use the input language. For example, the above formula together with the associated set N will be typed as (variables are prefixed with \$):

```
bigand $i in $N , $j in $N
  bigor $k in $N when $k < $i+$j :
    P($i,$j,$k))
end
end
```

But TouIST displays it in L^AT_EX-style as seen in the right panel shown in figure 3. The definition of the set N is done in the Sets tab.



■ **Figure 3** L^AT_EX style display

Also, formulas may either be hand-typed in the editor window, or introduced in a sort of syntax-directed editor, by progressively refining the syntax tree, or else they can be imported from some external file.

4 Advanced topics for graduate students

In what follows, we very briefly present some advanced features of TouIST. They may rather interest researchers, engineers, graduate students and their teachers. They concern SMT (SAT modulo theories), Planning as SAT and their combination Planning as SMT.

4.1 SMT: SAT modulo theories

Some combinatorial problems require nevertheless to deal with some calculus over natural or real numbers. This can be done using only propositional logic (e.g. $2 + 3 = 5$ may be encoded

by $ADD_{2,3,5}$), but it is very uncomfortable as soon as there are more than a few additions to be made. Do not even mention products or more complex operations. The idea behind SMT genesis has been to combine SAT solvers with arithmetic solver in order to improve the treatment made to the arithmetic part of reasoning. In many cases, it will not only improve the efficiency of the prover, but will also allow to express arithmetic constraints of problems in a drastically more compact way.

Think of the Kamaji game² where the player must group adjacent numbers in a grid so that their sum is equal to some fixed number. Solving the game essentially requires logical reasoning but still needs a few arithmetic (addition).

Then if $x_{i,j}$ for each cell (i, j) is an integer and $G(i, j, i, k)$ represents the fact that cells (i, j) to (i, k) of line i form a group, the sum constraint may be expressed as: $\sum_{m \in E} x_{i,m} = N$ where N is the fixed number and E is $\{j, j + 1, \dots, k\}$. Pure propositional logic is definitely unsuited for such sentences!

4.2 TouIST for classical planning as SAT

In Artificial Intelligence, *planning* is a cognitive process to automatically generate, through a formal procedure, an articulated result in the form of an integrated decision-making system called *plan*. The plan is generally in the form of an organized collection of *actions* and it must allow the universe to evolve from the *initial state* to a satisfactory state, the *goal*. Propositional planning as SAT has been introduced by Kautz and Selman in [4].

One important difference of TouIST compared with SATOULOUSE is its ability to take into account both logic formulas and domain sets. For example, if one wants to solve a particular planning problem, SATOULOUSE is easy to use for describing the problem and solving it via a SAT solver. But in order to solve several generic planning problems, we can take advantage from the flexibility of TouIST which will allow the user to describe a generic solving method with rules encoded as formulas and to use domains sets to describe each particular planning problem. Numerous encoding rules for planning problem resolution have already been proposed [4, 5, 7]. As an example of such a rule we give below an encoding of frame-axioms. If a fact is false at step $i-1$ of a solution plan and becomes true at step i , then the disjunction of actions that can establish the fact at step i of the plan is true. That is, at least one of the actions that can establishes the fact should have been applied.

$$\bigwedge_{i \in \{1..length\}} \bigwedge_{f \in Facts} \left((\neg f(i-1) \wedge f(i)) \Rightarrow \bigvee_{a \in Actions / f \in Effects(a)} a(i) \right)$$

4.3 TouIST for temporal planning as SAT (modulo unquantified rational difference logic)

Moreover, in addition to SAT, our new platform TouIST is able to handle theories like difference logic or linear arithmetic on integer or real numbers, and call a SMT solver to find a solution. To be solved, real world temporal planning problems require to represent continuous time, and so, the use of real numbers in logic encodings. TouIST can also be used to solve such problems involving durative actions, exogenous events and temporally extended goals, for example with encoding rules proposed in [6]. We give below an encoding of temporal

² <http://fr.wikipedia.org/wiki/Kamaji>

mutual exclusion of actions. If two actions respectively producing a proposition p and its negation are active in the plan, then the time interval $[\tau(a \mid \rightarrow p), \tau(a \rightarrow \mid p)]$ corresponding to the activation of p , and the time interval $[\tau(b \mid \rightarrow \neg p), \tau(b \rightarrow \mid \neg p)]$ corresponding to the activation of $\neg p$ are disjoint.

$$\bigwedge_{a \in \text{Actions}} \bigwedge_{b \in \text{Actions}} \bigwedge_{f \in \text{Facts} \mid f \in \text{Effects}(a) \wedge \neg f \in \text{Effects}(b)} [(a \wedge b) \Rightarrow [(\tau(b \rightarrow \mid \neg f) < \tau(a \mid \rightarrow f)) \vee (\tau(a \rightarrow \mid f) < \tau(b \mid \rightarrow \neg f))]]$$

5 Conclusion

As far as we are aware, there is no other tool targeted at the same large audience, neither at the same wide class of problems, neither with the same comfort. Most existing pedagogical tools (either implementation of truth-tables or semantic tableaux) that could do the job of searching a model cannot efficiently handle big problems, and real tools able to deal with them are definitely not designed to be used by beginners in logic, and not even by most graduate students. Advanced tools designed for graduate topics, like Mozart [8] or Alloy [3] have a steep learning curve that may dissuade beginners and non-specialist users.

We believe **TOUIST** will be useful for beginners in logic as well as for advanced users thanks to its large scope of applications and to its ease of use.

References

- 1 Daniel Le Berre and Anne Parrain. The sat4j library, release 2.2. *JSAT*, 7(2-3):59–6, 2010.
- 2 Olivier Gasquet, François Schwarzentruher, and Martin Strecker. Satoulouse: the computational power of propositional logic shown to beginners. In P. Blackburn, H. van Ditmarsch, M. Manzano, and F. Soler-Tosca, editors, *Third International Congress on Tools for Teaching Logic (ICTTL'2011)*, volume 6680 of *Lecture Notes in Computer Science*, pages 77–84. Springer, 2011.
- 3 Daniel Jackson. *Software Abstractions: Logic, Language, and Analysis*. The MIT Press, 2006.
- 4 Henry Kautz and Bart Selman. Planning as satisfiability. In *IN ECAI-92*, pages 359–363. Wiley, 1992.
- 5 Amol Dattatraya Mali and Subbarao Kambhampati. On the utility of plan-space (causal) encodings. In *Proceedings of the Sixteenth National Conference on Artificial Intelligence and Eleventh Conference on Innovative Applications of Artificial Intelligence, 1999*, pages 557–563, 1999.
- 6 Frédéric Maris and Pierre Régnier. Tlp-gp: New results on temporally-expressive planning benchmarks. In *International Conference on Tools with Artificial Intelligence (ICTAI)*, volume 1, pages 507–514. IEEE Computer Society, 2008.
- 7 Jussi Rintanen, Keijo Heljanko, and Ilkka Niemelä. Planning as satisfiability: Parallel plans and algorithms for plan search. *Artif. Intell.*, 170(12):1031–1080, 2006.
- 8 Peter Van Roy, editor. *Multiparadigm Programming in Mozart/Oz, Second International Conference, MOZ 2004, Charleroi, Belgium, October 7-8, 2004, Revised Selected and Invited Papers*, volume 3389 of *Lecture Notes in Computer Science*. Springer, 2005.