



HAL
open science

Quality-by-design of nanopharmaceuticals. A state of the art

Thierry Bastogne

► **To cite this version:**

Thierry Bastogne. Quality-by-design of nanopharmaceuticals. A state of the art. European Commission JRC Workshop: Bridging communities in the field of nanomedicine, Sep 2017, Ispra, Italy. hal-01670000

HAL Id: hal-01670000

<https://hal.science/hal-01670000v1>

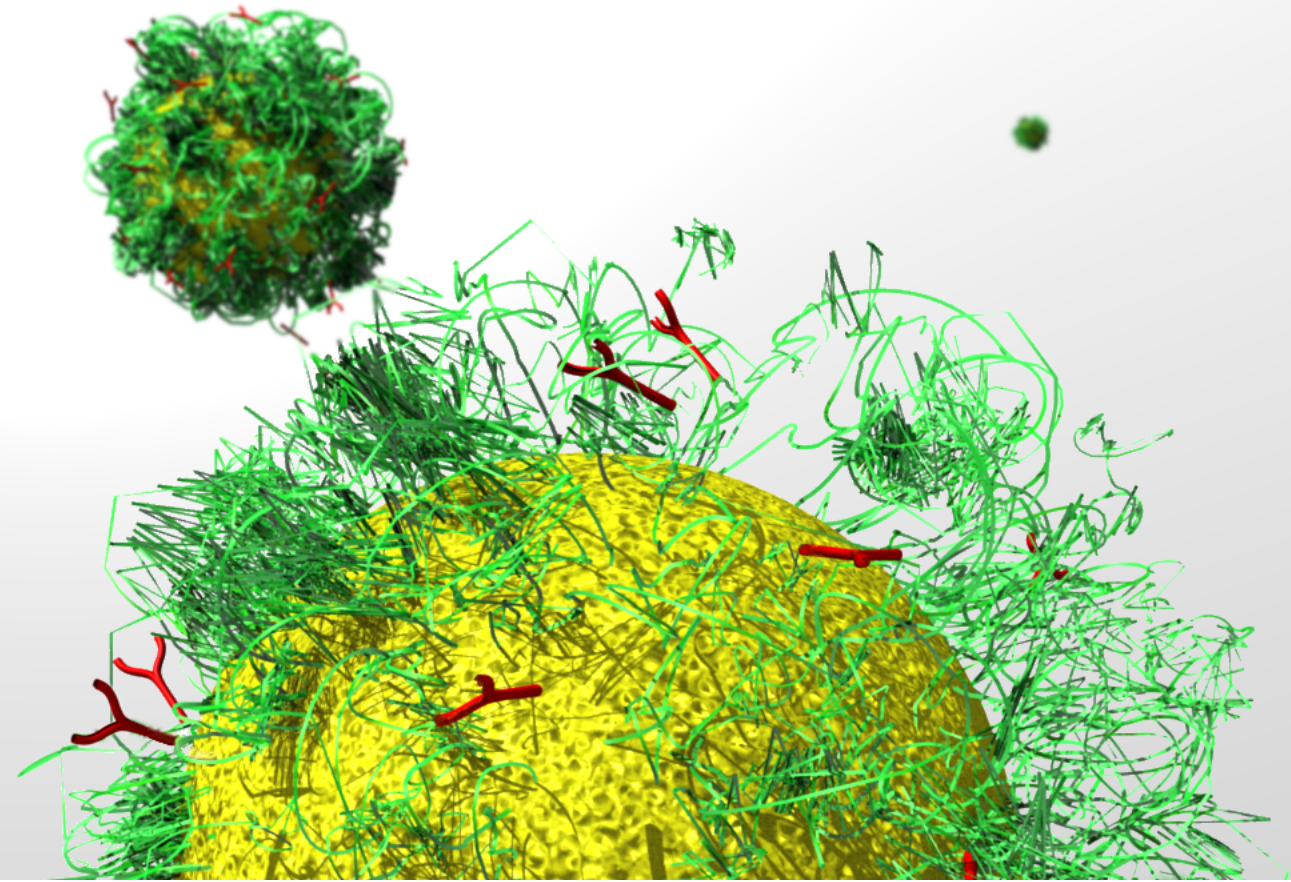

Submitted on 21 Dec 2017

HAL is a multi-disciplinary open access archive for the deposit and dissemination of scientific research documents, whether they are published or not. The documents may come from teaching and research institutions in France or abroad, or from public or private research centers.

L'archive ouverte pluridisciplinaire **HAL**, est destinée au dépôt et à la diffusion de documents scientifiques de niveau recherche, publiés ou non, émanant des établissements d'enseignement et de recherche français ou étrangers, des laboratoires publics ou privés.

Bridging communities in the field of nanomedicine

European Commission, Joint Research Centre (JRC)
27-28 Sep. 2017, Ispra, Italy

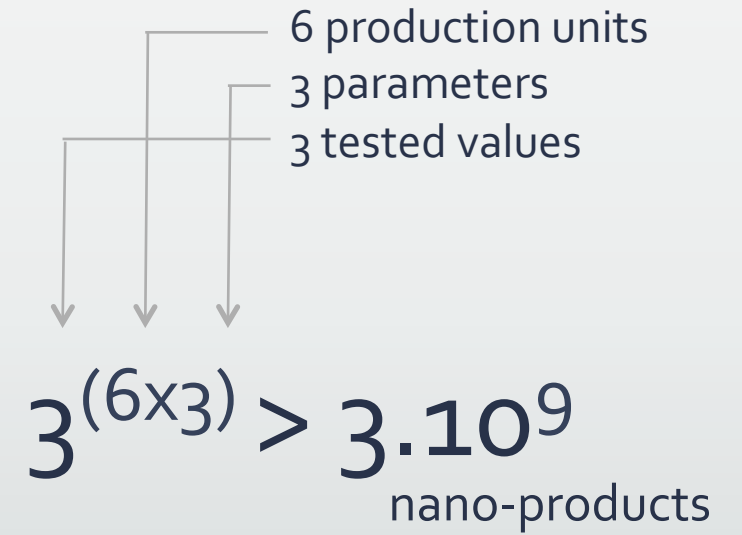
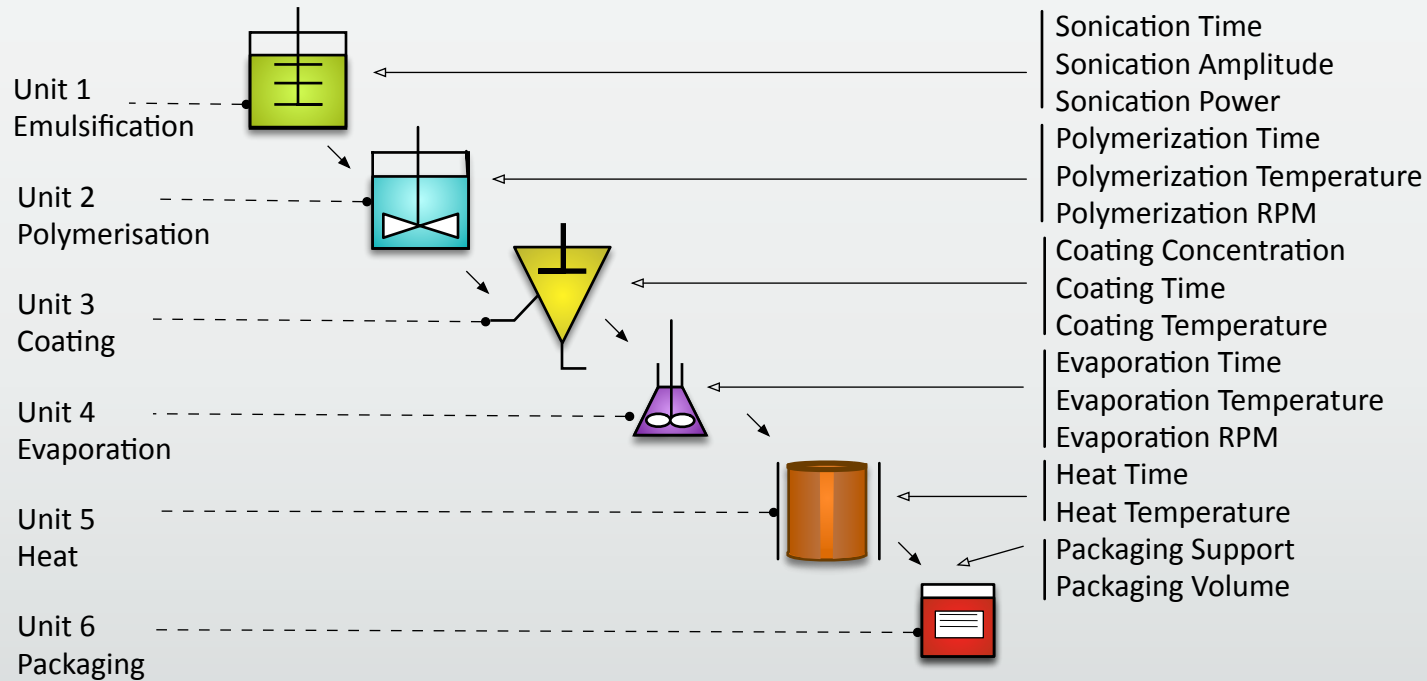
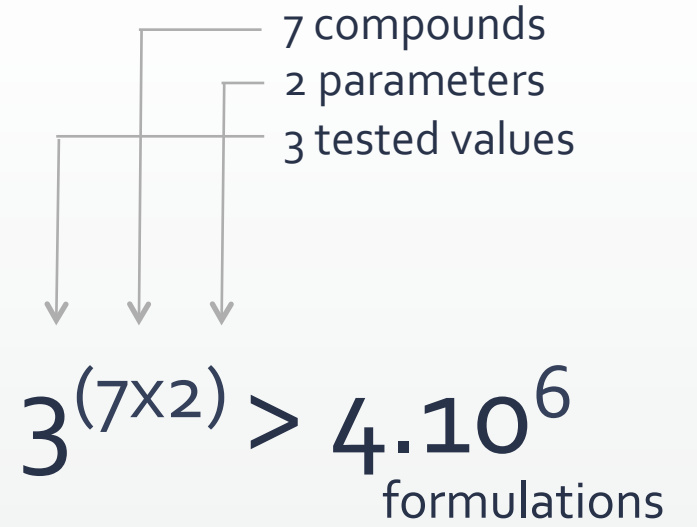
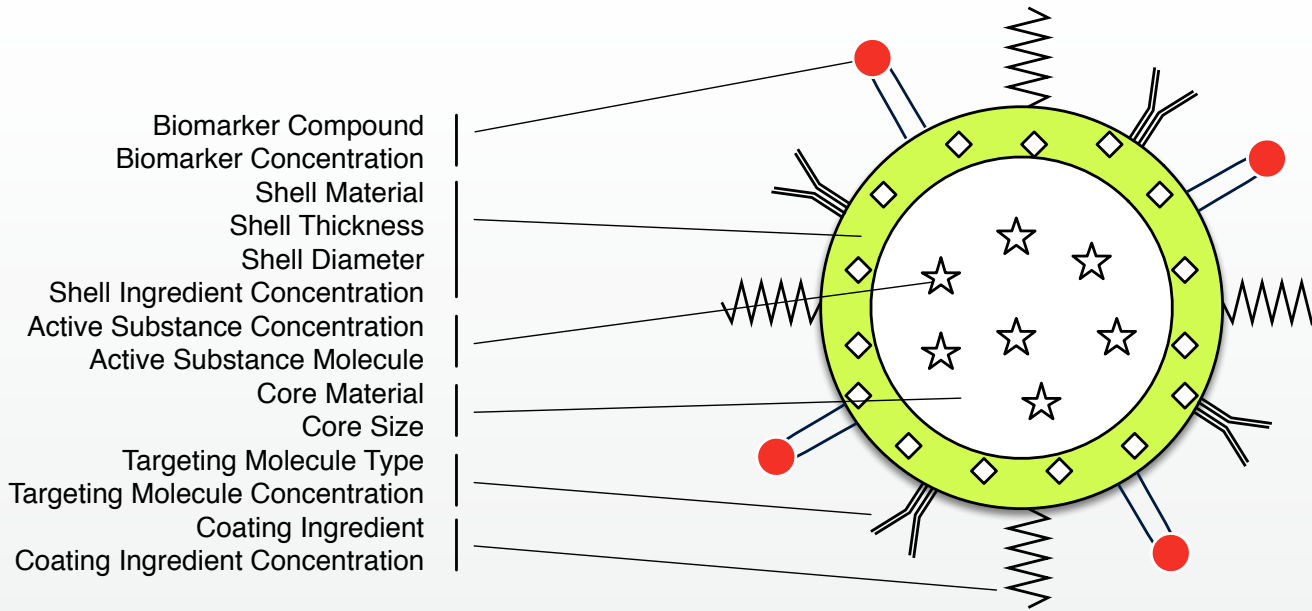


Quality-by-Design of Nanopharmaceuticals. A State of the Art

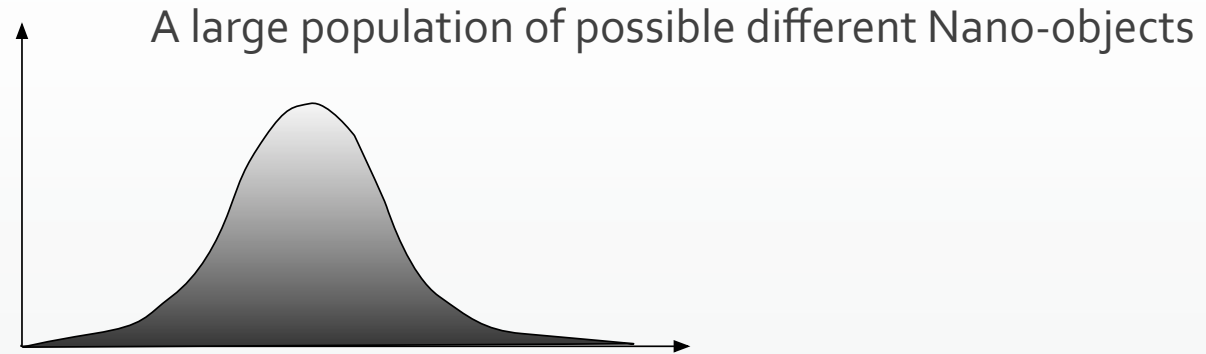
T. Bastogne | CRAN CNRS-Univ. Lorraine | INRIA BIGS | CYBERNANO
JRC, Ispra, Italy, 27-28 Sep

Contents

1. QbD in Theory
2. QbD in Practice (2007-2017)
3. One perspective...



Risk Management



EFFICACY:

Ho: Nano is not Efficient
H₁: Nano is Efficient

SAFETY:

Ho: Nano is not Toxic
H₁: Nano is Toxic

Prob[Efficacy|Data] ?

Prob[Safety|Data] ?

How to minimize the risks of bad decisions ?

Quality-by-Design : an approach to estimate and control those risks
ICH Q8, Q9, Q10

Historical background



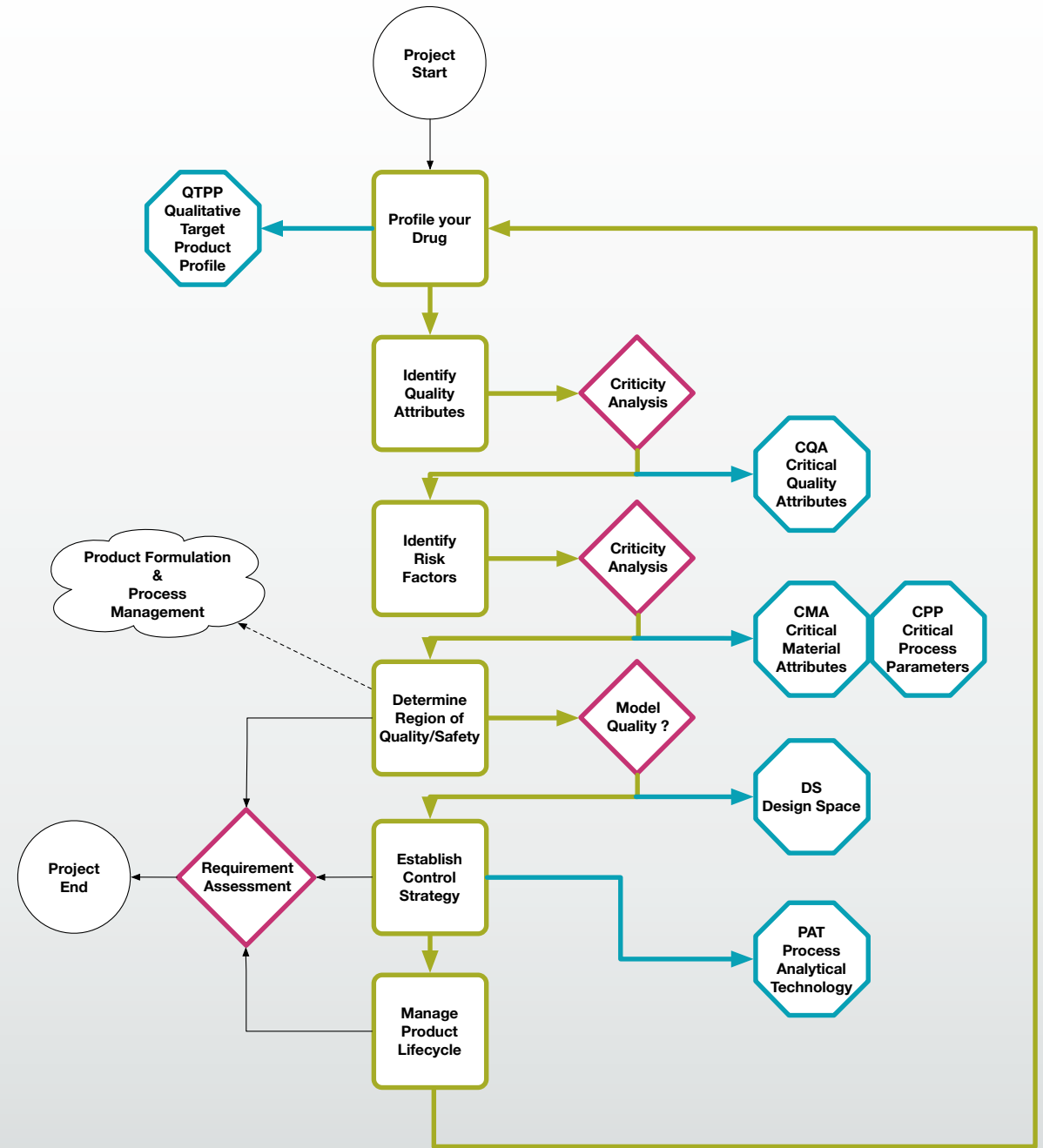
- Aeronautics & Automotive Industries : Total Quality Management, Design for Six-Sigma
- FDA officials realized that biologics and drugs could also stand to benefit from QbD.
- **Concept paper** on 21st Century Good Manufacturing Practices.
- FDA produced a **guidance** document : « Pharmaceutical cGMPs for the 21st Century »
- ICH published the **Guideline document**: Q8 (R2): Pharmaceutical Development.
- Now adaptation for Biomedical Devices & Analytical Methods*

*S. Chatterjee, QbD Considerations for Analytical Methods - FDA Perspective, IFPAC Annual Meeting, Baltimore, Jan 2013

QbD LifeCycle

A risk-based project management :

- 6 main tasks
- 6 main deliverables
- 4 go / no go tests



QbD LifeCycle

A risk-based project management :

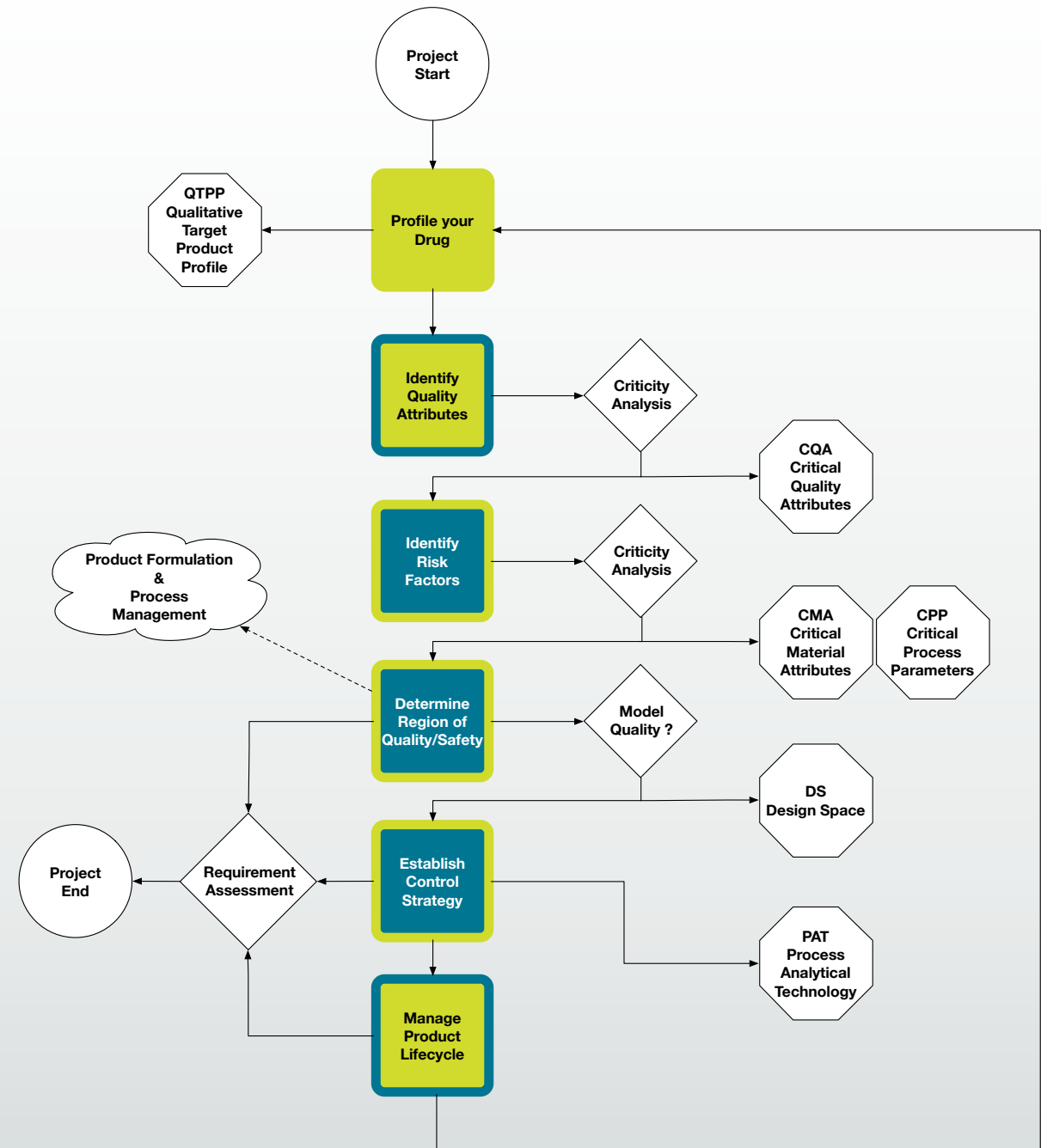
- 6 main tasks
- 6 main deliverables
- 4 go / no go testing



Life Scientist



Data Scientist

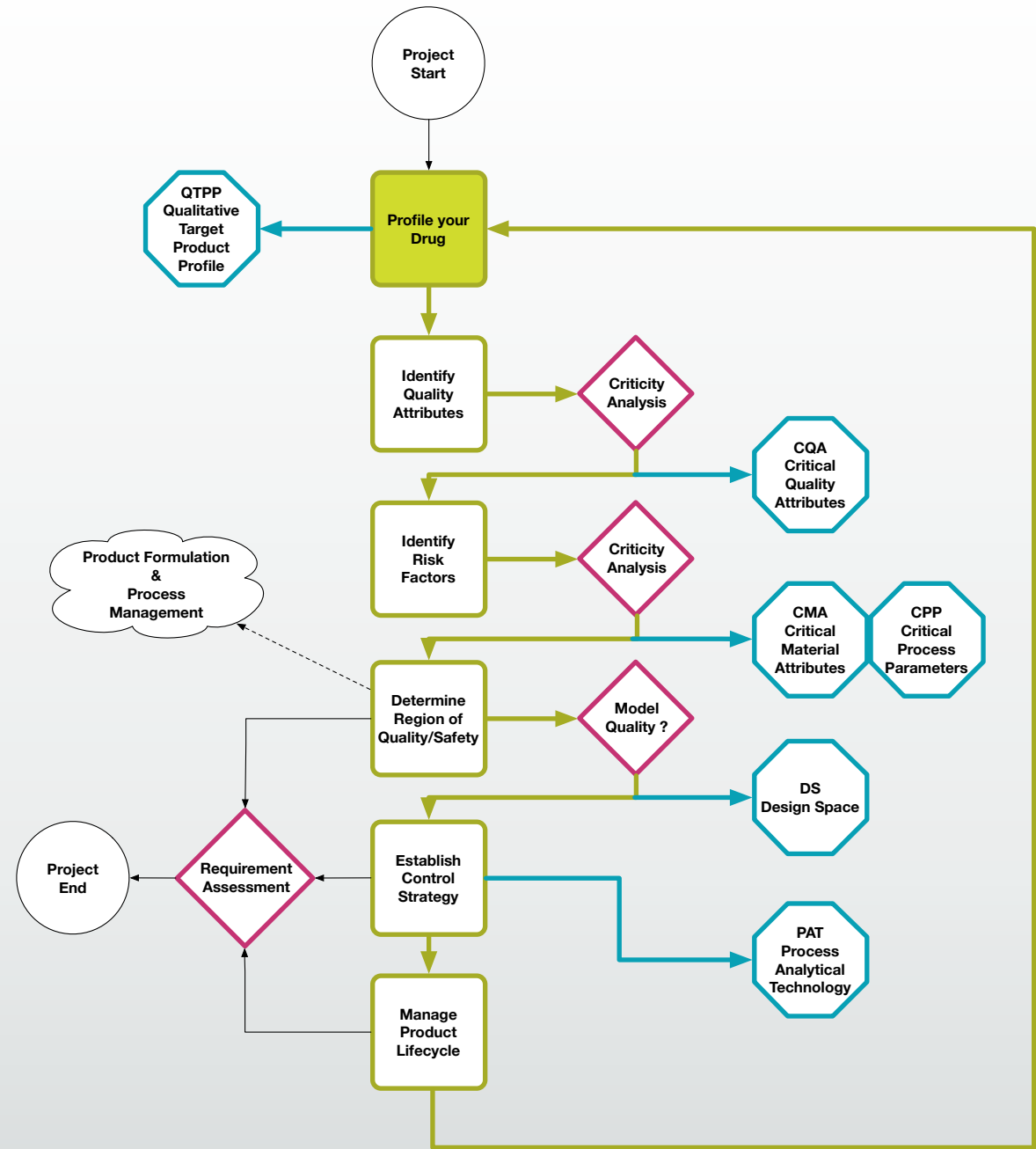


QbD-1: Profile your Nano

- ✓ Name
- ✓ Dosage Form
- ✓ Route Of Administration
- ✓ Dosage Strength
- ✓ Pharmacokinetics
- ✓ Clinical Intended Use
- ✓ Reference Listed Drug
- ✓ Scale Of Production
- ✓ Safety Concerns

QTPP

Quality Target Product Profile



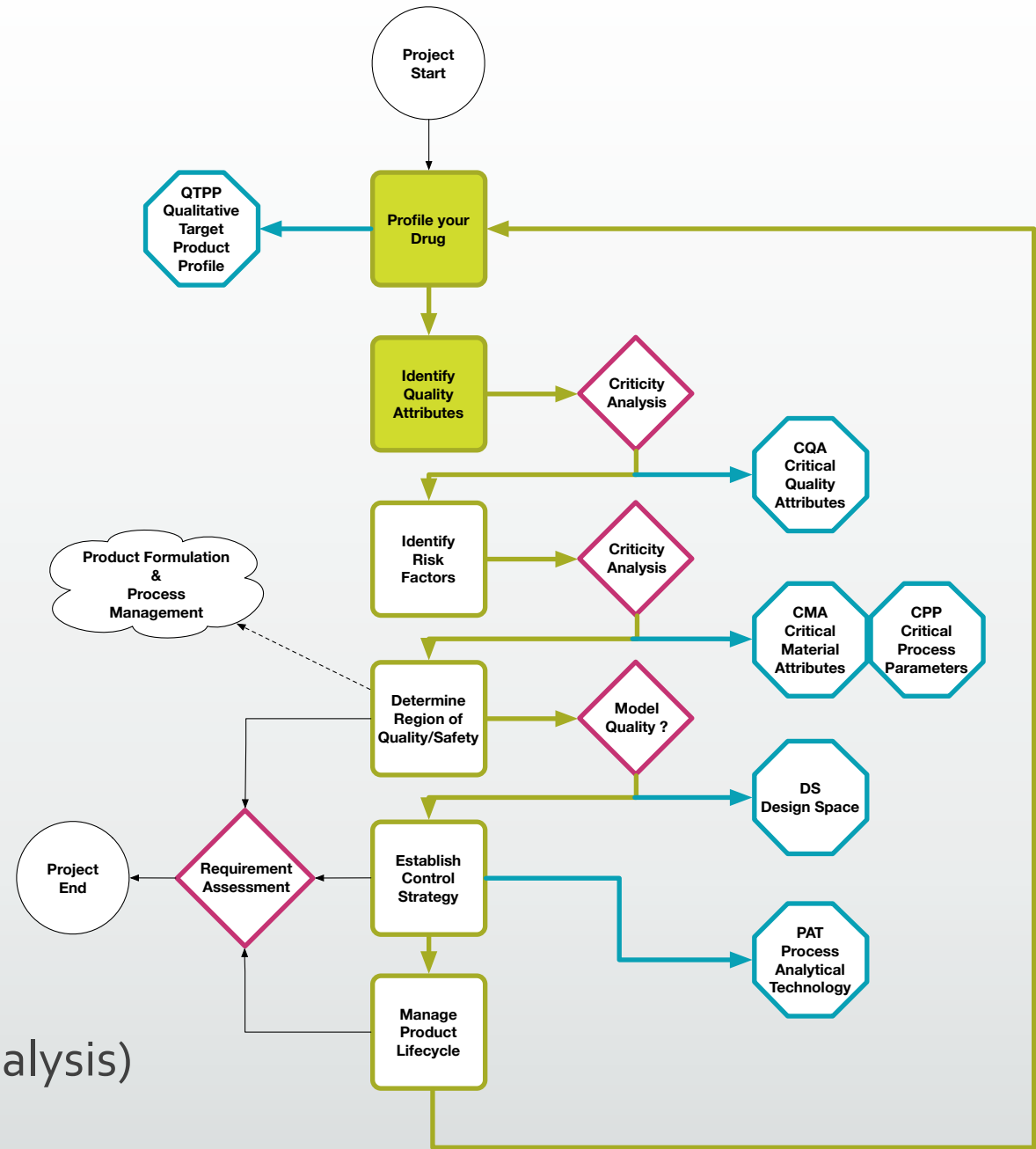
QbD-2: Quality Attributes ?

To measure potential consequences we need to define relevant QA. QA = physico-chemical or biological property to be controlled to ensure to get the expected quality/safety/efficacy requirement.



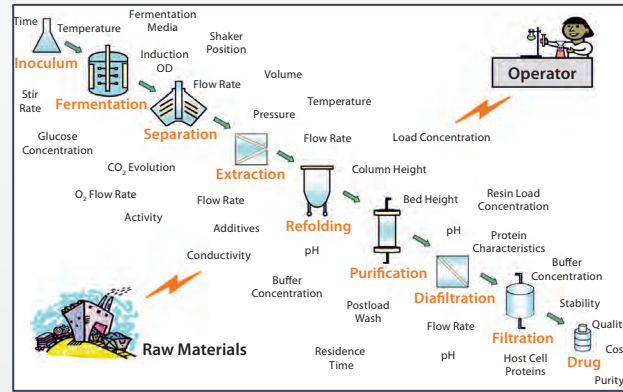
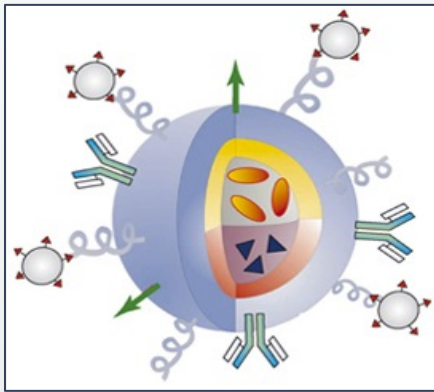
Critical Quality Attributes ?

How ? Prior Risk Analysis (Failure Mode & Effect Analysis)



QbD-3: Formulation & Production Factors ?

Which are the most influent factors that could cause variability of CQA ?



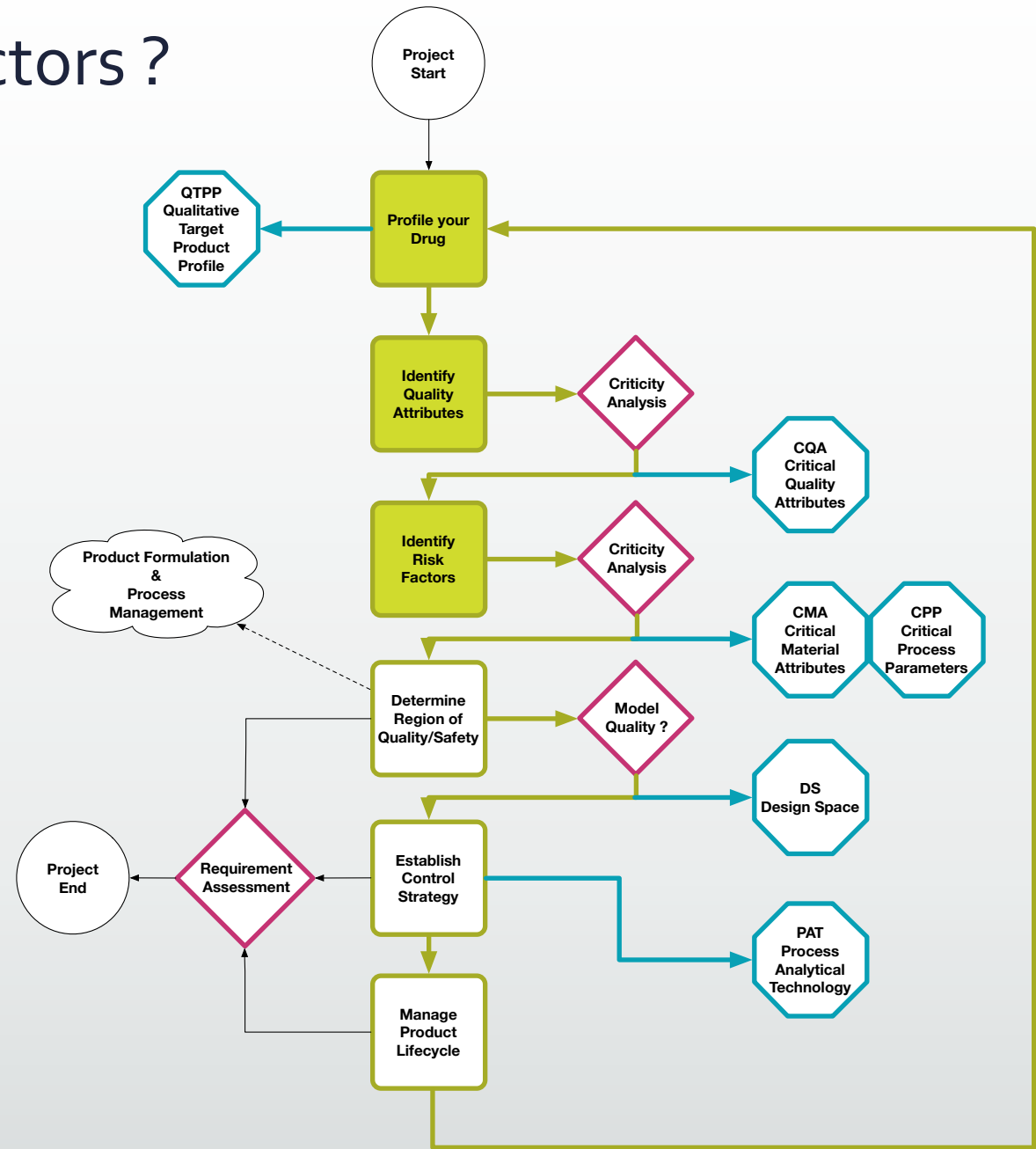
CMA

Critical Material Attributes

CPP


Critical Process Parameters

How ? Design of Experiments for Factor Screening

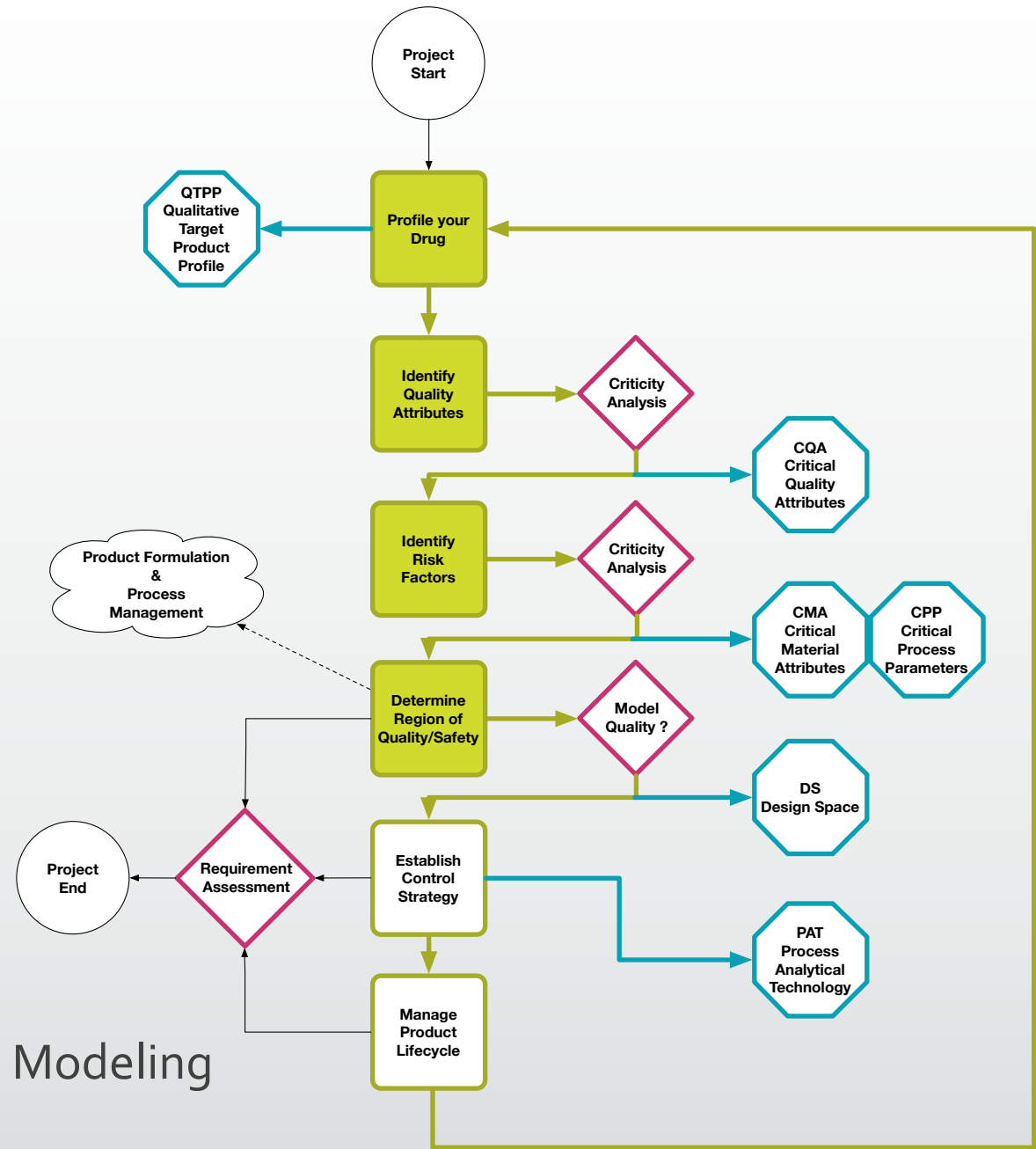


QbD-4: Design Space ?


$$CQA = f(CMA, CPP)$$



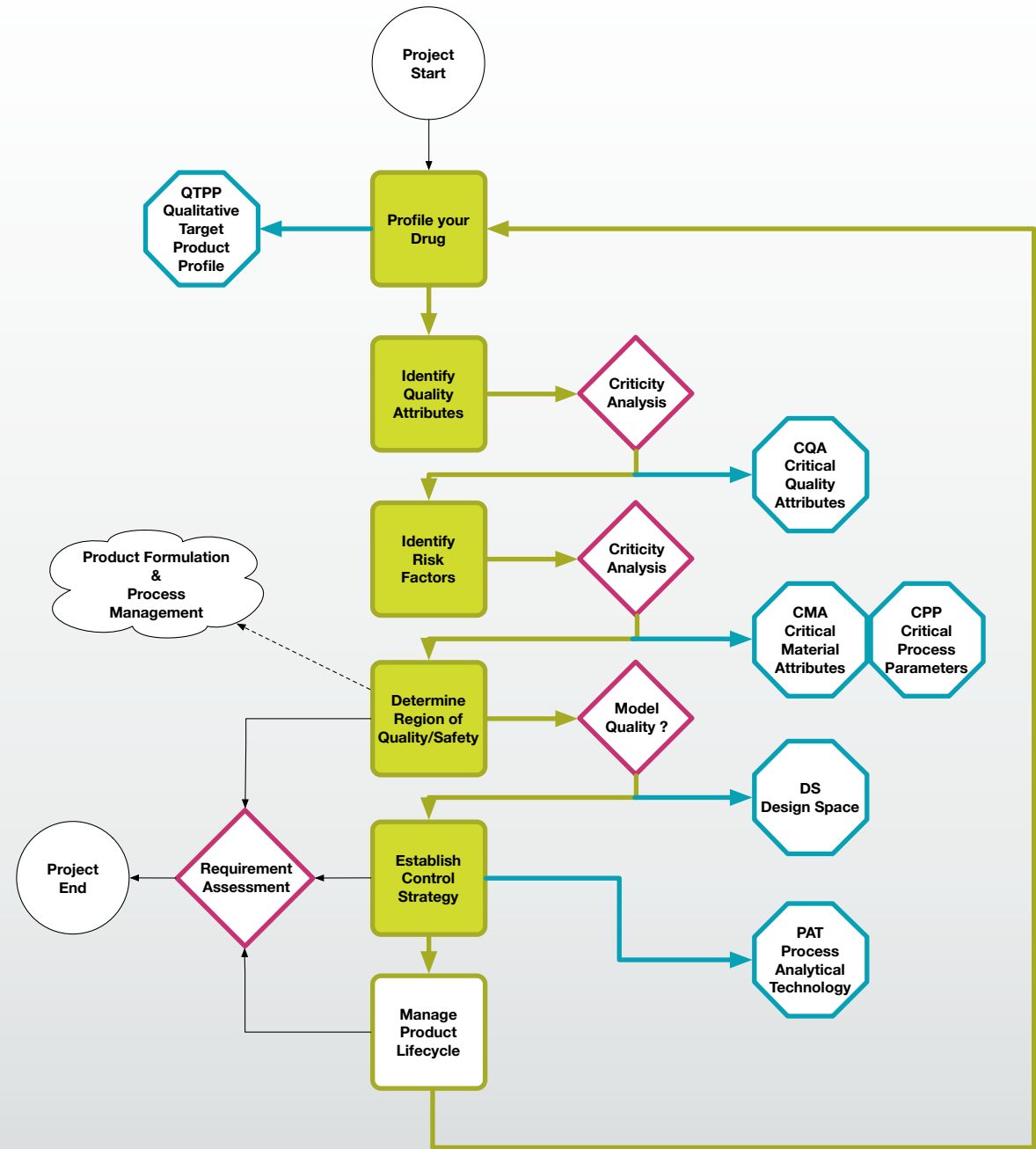
How ? Design of Experiments for Response Surface Modeling



QbD-5: Control Strategy ?



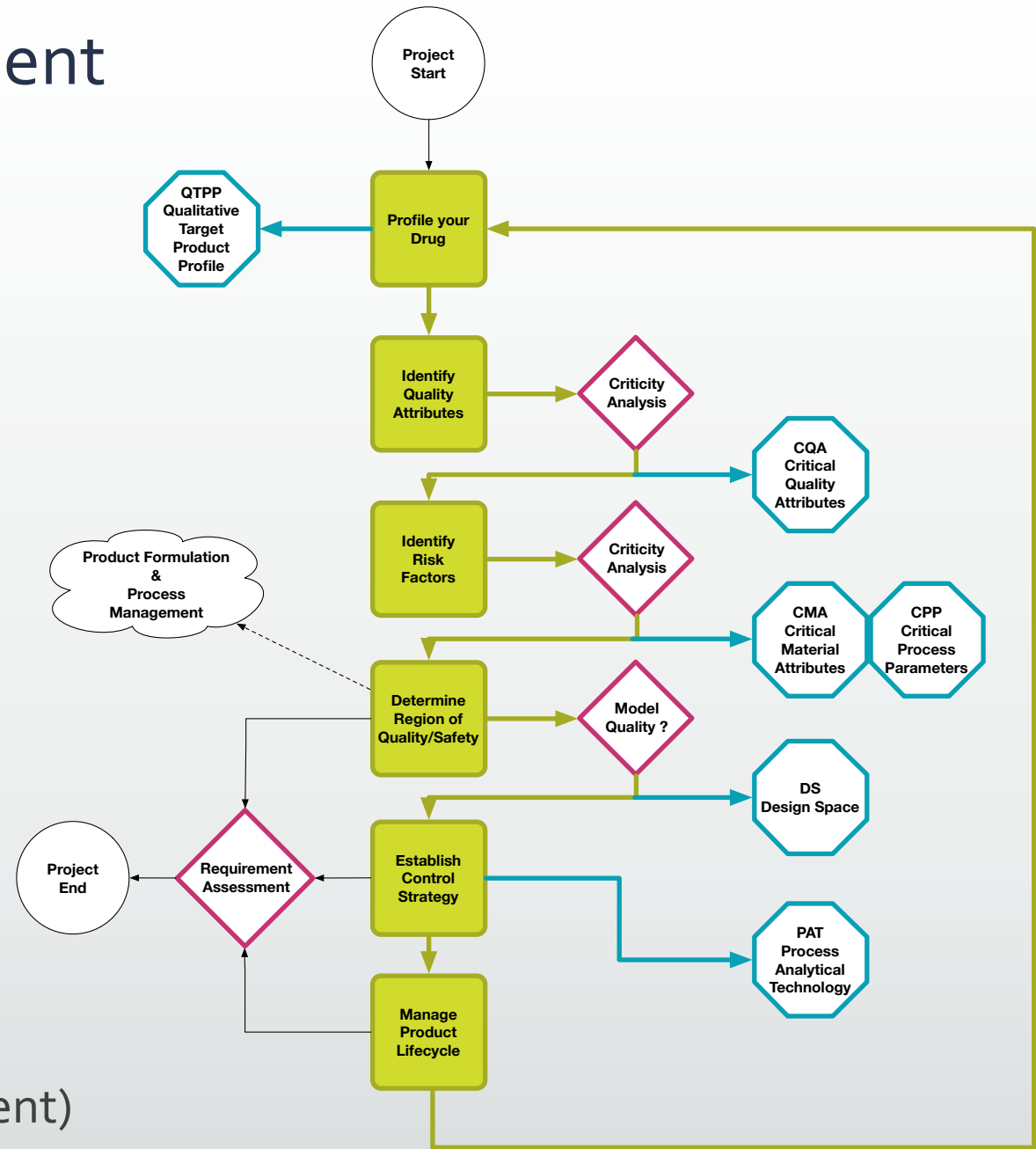
How ? Statistical Process Control



QbD-6: Product LifeCycle Management



How ? PLM Methods (Product LifeCycle Management)



In Practice ?

In practice ?

- Bibliographic engine: Web of Science
- Keywords: nano, quality-by-design & drug delivery
- Replication: every 6 months
- 30 identified articles between 2007 and 2017

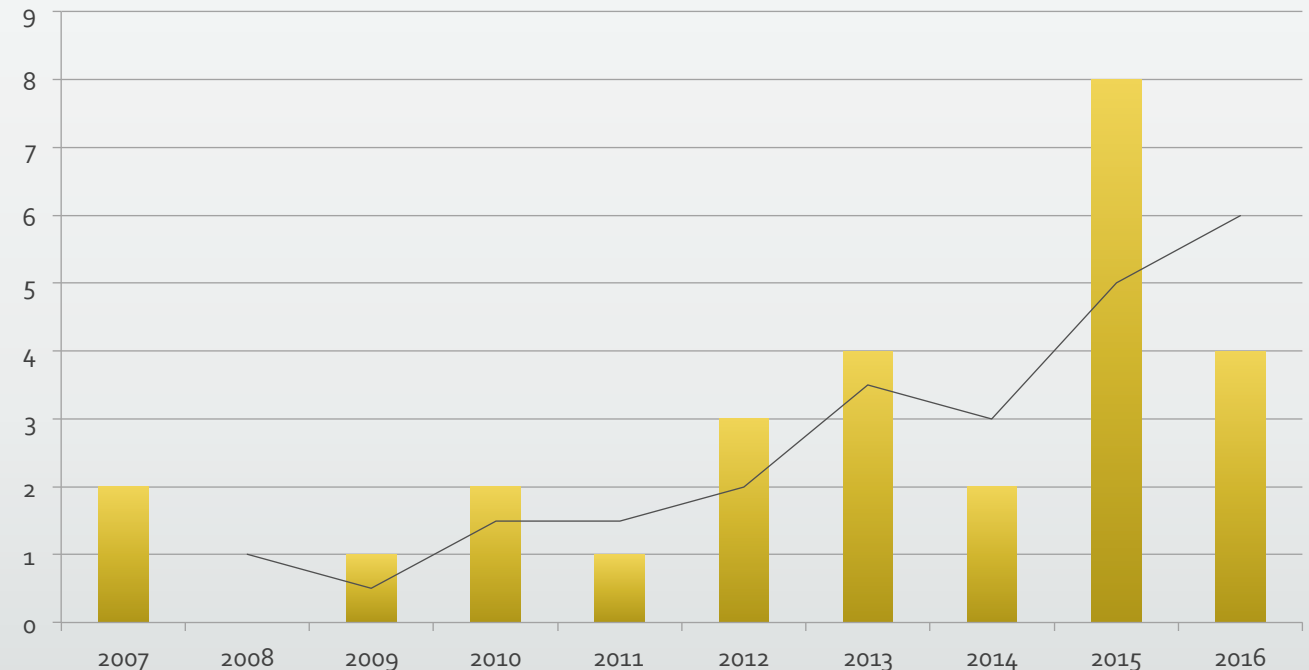
T. Bastogne, "Quality-by-design of nano-pharmaceuticals - A state of the art,"
Nanomedicine: Nanotechnology, Biology, and
Medicine. June 2017.



Co-funded by the Horizon 2020
Framework Programme of the European Union

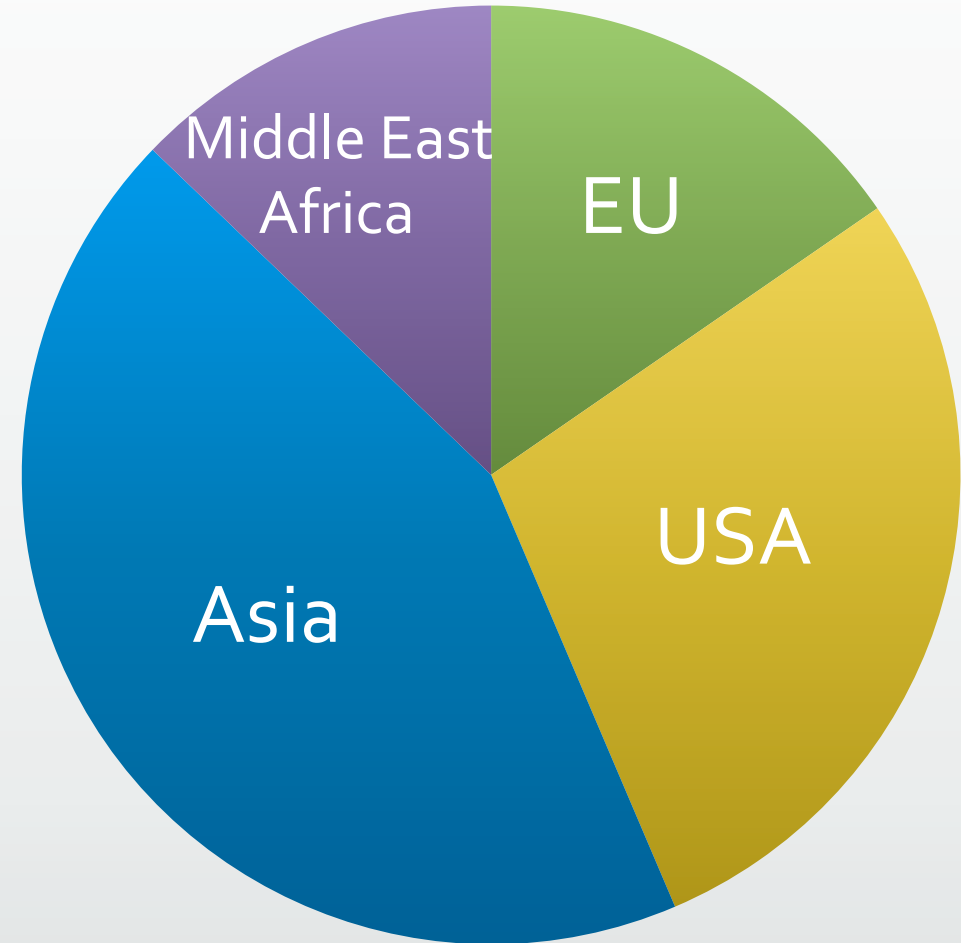
This work was supported by the European Union and the ERA-NET framework under the EuroNanoMed II project NanoBiT.

QdD Articles in Nanomedicine



Where in practice ?

1. Asia (44%)
2. USA (28%)
3. Europ (15%)
4. Africa & Middle East (13%)



1) QTPP

- Frequency: 5/30 (16.7%)
- Since 2015

QTPP of a gel with polymeric nanoemulsified particles

QTPP elements	Target	Justification
Dosage form	Hydrogel	Pharmaceutical equivalence requirement: same dosage form
Route of administration	Injection	Pharmaceutical equivalence requirement: same route of administration
Dosage strength	% of drug substance (% w/w)	Pharmaceutical equivalence requirement: same dosage strength
Dosage form design	Polymeric nanoemulsified carriers incorporated into hydrogel	Match reference-listed drug product
Pharmacokinetics	Bioequivalent to reference-listed drug	Match reference-listed drug product
Stability	Shelf life not <24 months at room temperature	Equivalent or longer shelf life compared to reference-listed drug product
Drug product quality attributes	Physical attributes, identification, assay, uniformity of content, degradation products, residual solvents, dissolution, microbiological quality, pH, and rheological behavior	Pharmaceutical equivalence requirement: fulfill the same quality standards as reference-listed drug product
Container closure system	Suitable container closure system that will support estimated shelf life and drug product integrity during the transport, Identical primary packaging as reference-listed drug product	Vials or prefilled syringes, similar with reference-listed drug product, acceptable for the patient
Alternative methods of administration	No	None are listed on reference drug product labeling

Profile component	Target	Justification
Dosage form	Nanoparticles	Novel dosage form for targeted drug delivery
Dosage design	Sustained release nanoparticles	For long-term treatment of RZT
Particle size (nm)	350-650	Narrow distribution
Entrapment efficiency (%)	>50	Higher entrapment is better for the nanoparticulate dosage form
Drug release (h)	>48	To achieve sustained drug release for long period of time

RZT: Rizatriptan, QTPP: Quality target product profile, CS: Chitosan

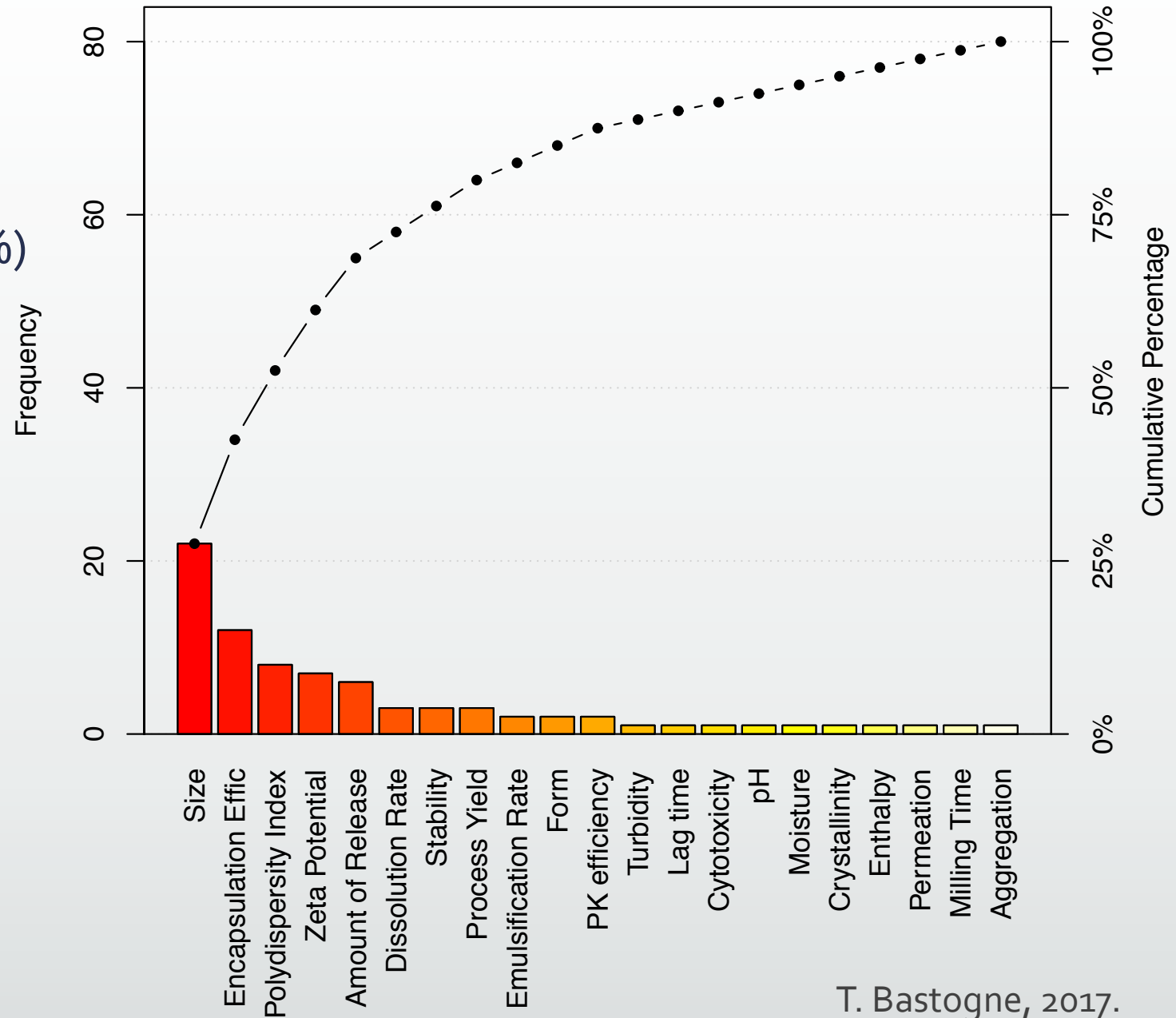
A.E. Shirsat & S.S. Chitlange, 2015

A.S. Zidan, 2016

2) CQA Specification

5 main Critical Quality Attributes (70%)

1. NP Size
2. Encapsulation Efficiency
3. Polydispersity Index
4. Zeta Potential
5. Amount of Release

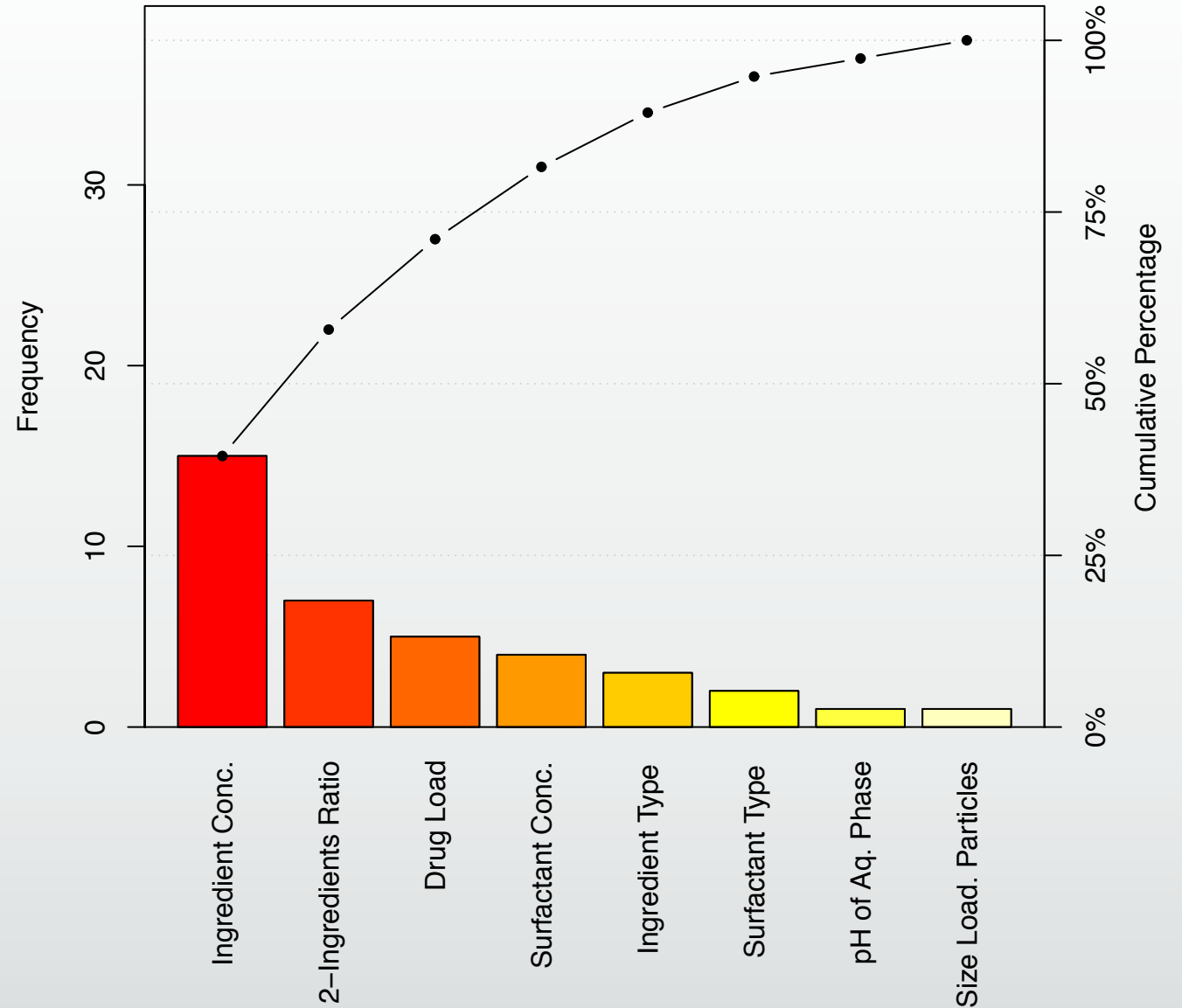


T. Bastogne, 2017.

3) CMA Specification

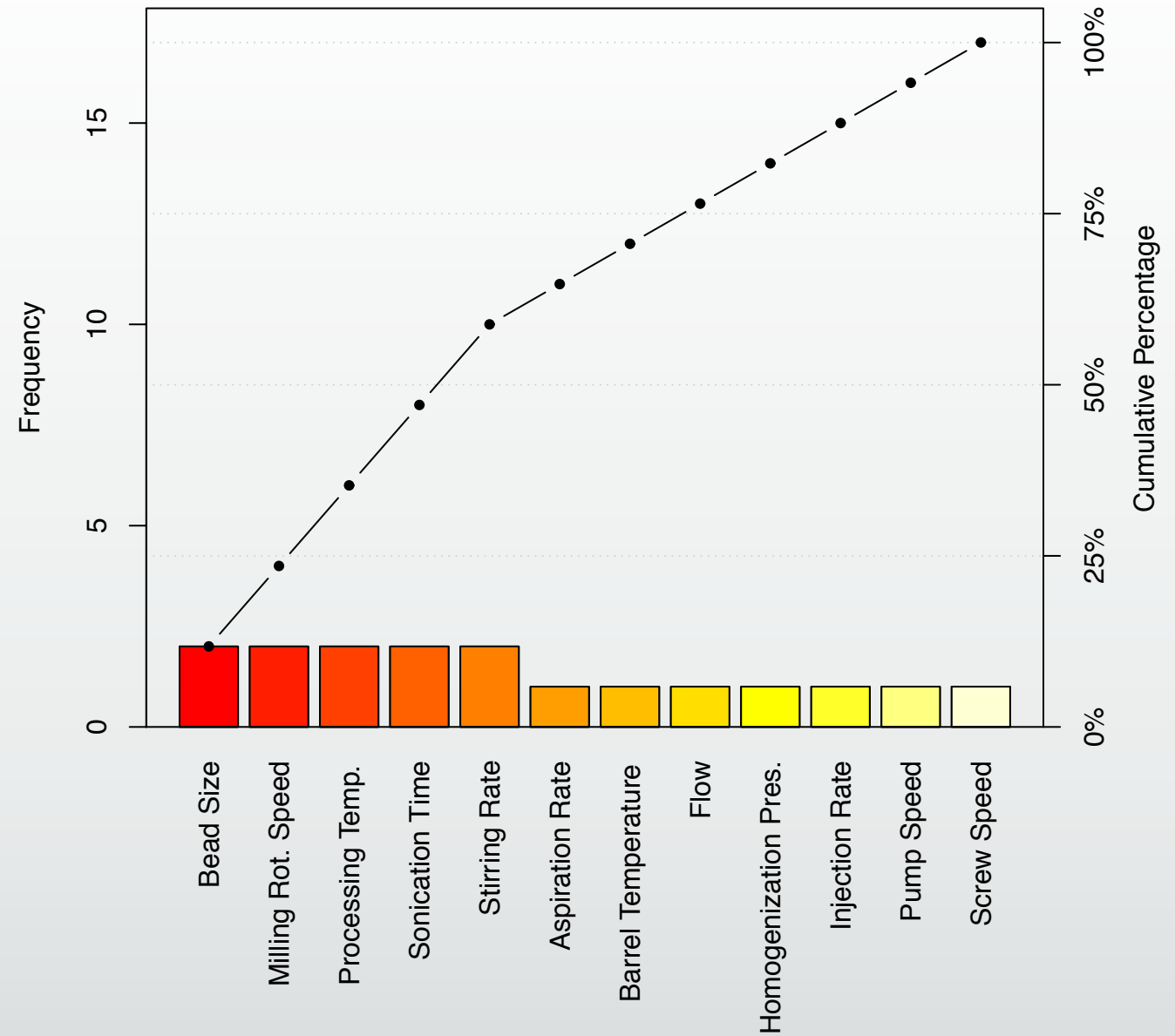
6 Critical Material Attributes > 90%

1. Ingredient Concentration
2. Ingredients Ratio
3. Drug Load
4. Surfactant Concentration
5. Ingredient Type
6. Surfactant Type



4) CPP Specification

- No really dominant CPP
- Process dependant



5) Prior Risk Analysis

- Frequency: 5/30 (16.7%)
- Since 2015

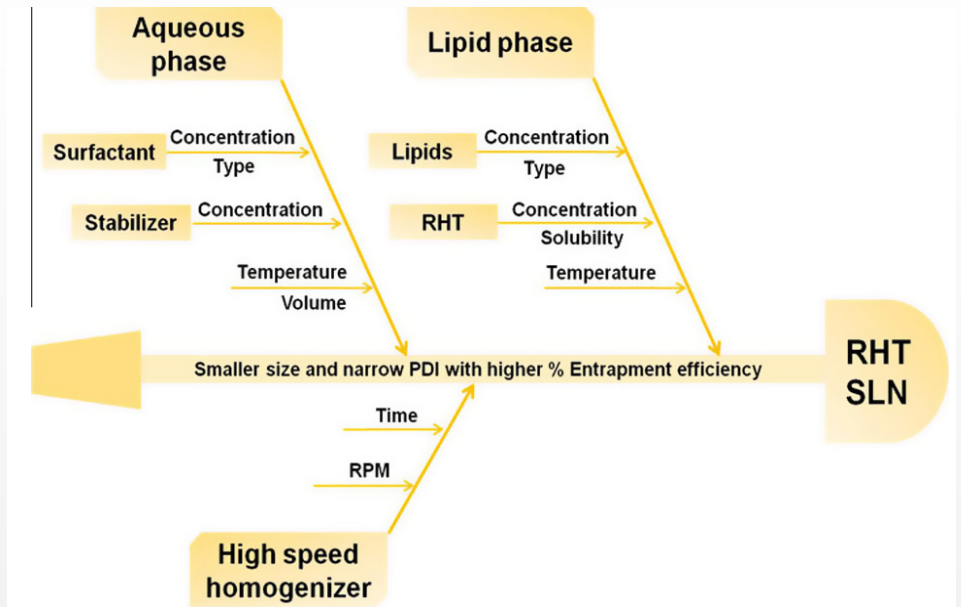


Fig. 1. Ishikawa diagram illustrating CPP affecting on CQA of RHT SLN.

Table 1
Initial risk assessment for ACE-NLCs.

Drug product CQAs	Risk estimation matrix							
	Conc. of Solid lipid	Conc. of Tween 80	Conc. of liquid lipid	Ratio of PL: Ethanol	Water	Stirring time	Stirring speed	Temp
Particle Size	High	High	Med	High	Med	Med	Med	Low
Permeation Flux	High	High	High	High	Med	Low	Low	Low
Release	High	High	High	High	Med	Low	Low	Low
Entrapment	High	High	High	Med	Med	Low	Low	Low

High risk parameter, Medium risk parameter, Low risk parameter.

B. Shah et al., 2015

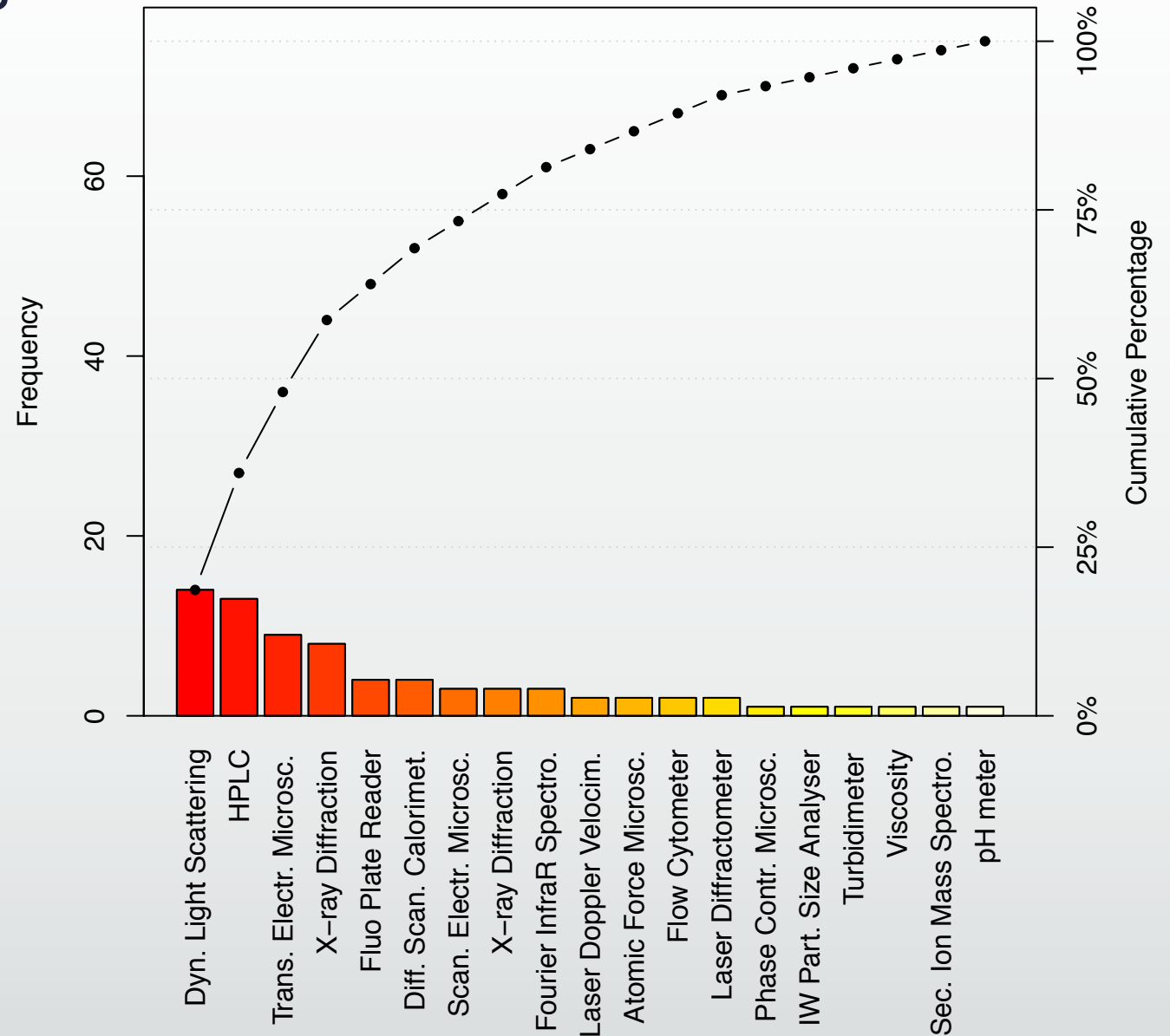
$$\text{Criticity} = \text{Severity} \times \text{Frequency}$$

N.K. Garg et al., 2017

Measurement Technologies

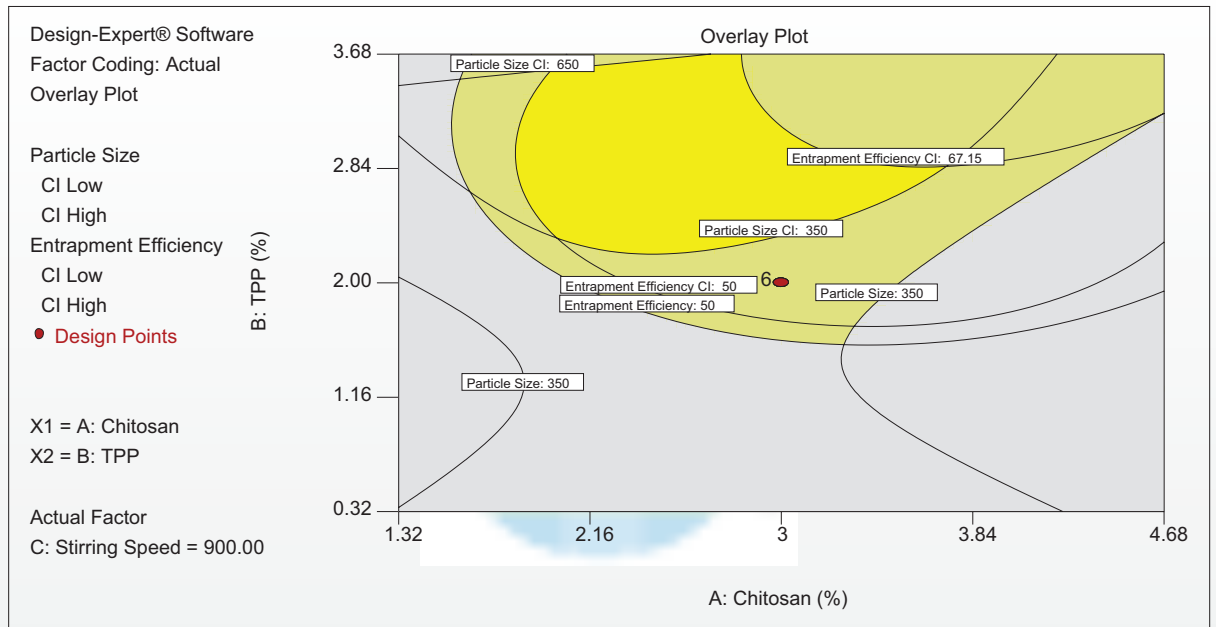
4 main measurement techno. > 50%

1. Dyn. Light Scattering
2. HPLC
3. Trans. Electro. Microscopy
4. X-Ray Diffraction



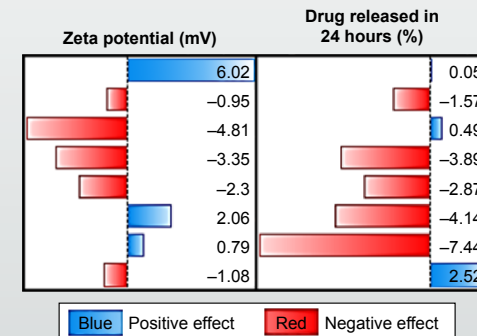
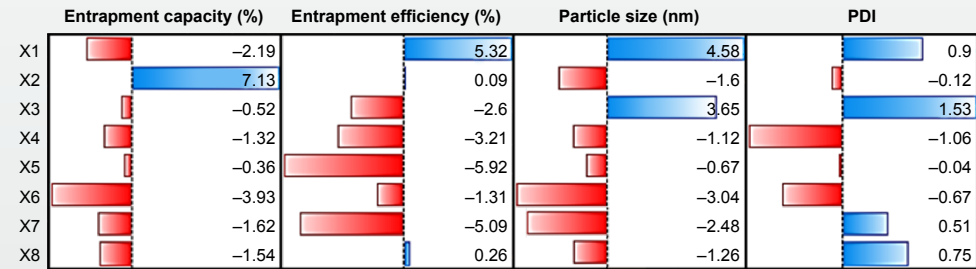
Design of Experiments

- Many inconsistencies between DoE methods and objectives
- A good software is necessary but not enough ! Expertise is needed
- Confidence of the results requires to apply strictly validation procedures.
- Only 5/30 papers have really implemented a cross-validation step



Design space for rizatriptan loaded chitosan nanoparticles

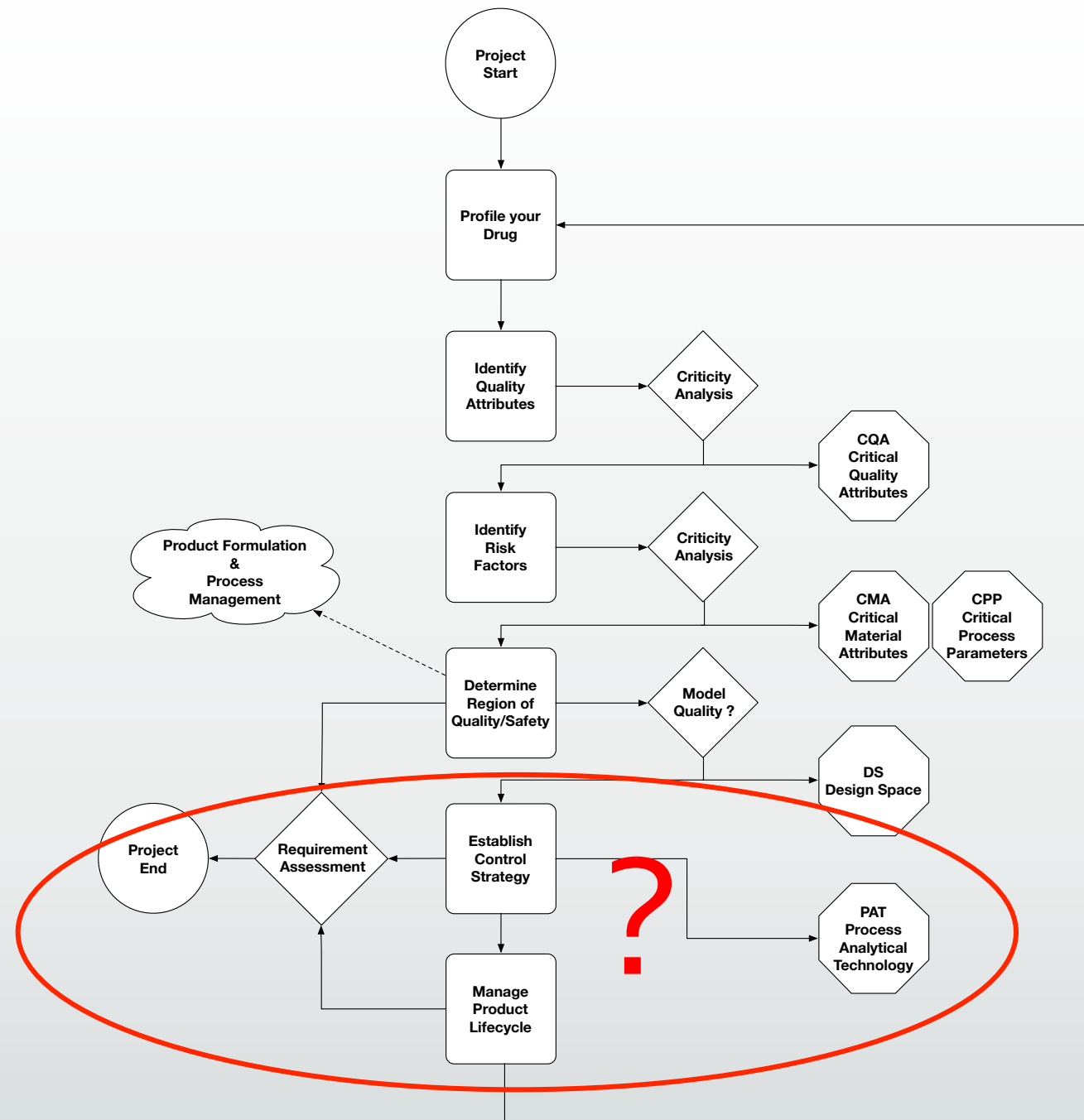
2015-Shirsat



2016-Zidan

And after ?

- The Design Space is not the ultimate goal. The last part of the QbD lifecycle is totally forgotten.
 - No control strategy
 - No continuous quality management
- Difficulty to implement on-line measurement technologies
- Another community: production & control engineering



Conclusion

- The Quality-by-Design approach is more and more adopted in the *nano-community* mainly in India and USA.
- Nevertheless, some important parts, e.g. control strategy & quality management, are still ignored.
- Statistical tools exist but they are not always used correctly → educational effort is needed.
- QbD success relies on the synergistic relationships between chemists, physicists, biologists, statisticians and engineers.

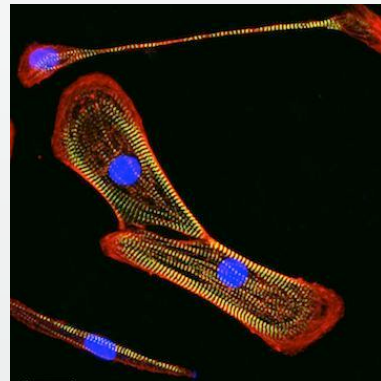
Towards a new Cardio/Neuro-Toxicity Testing Model for Nano-Products

- CiPA¹: FDA, HESI, CSRC, SPS, EMA, Health Canada, Japan NIHS, PMDA
- Objective: revise the current guidelines for evaluating a pharmaceutical drugs tendency to induce cardiac arrhythmias (ICH S7B).



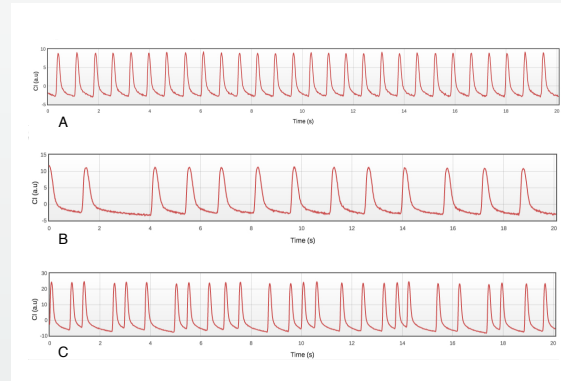
Multi-Electrode Arrays
Impedance-based Assays
Patch Clamp

+

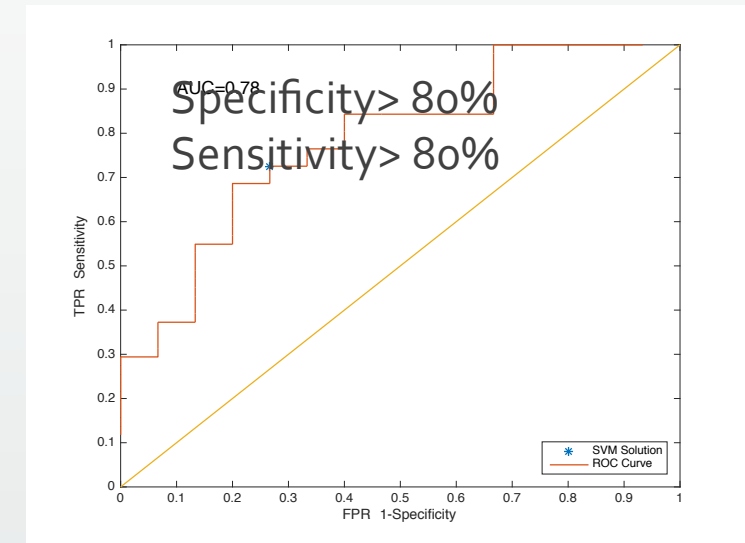


iPSC
human-iPSC-Derived
Cardiomyocytes

+



Signal Processing
Machine Learning



1. CiPA: Comprehensive in vitro Proarrhythmia Assay
2. J. D. Strickland, W. R. Lefew, J. Crooks, D. Hall, J. N. Ortenzio, K. Dreher, and T. J. Shafer, "In vitro screening of metal oxide nanoparticles for effects on neural function using cortical networks on microelectrode arrays," *Nanotoxicology*, vol. 10, no. 5, pp. 619–628, 2016.

Special thanks to my collaborators ...

- M. Beckler, L. Doerr, N. Fertig (Nanion, D) [1,4]
- A. Fouassier (Ncardia, NL-D) [3]
- L. Guo (Frederick Nat Lab, NIH/ NCI, US) [5]
- F. Atienzar, A. Deleauois, J.-P. Valentin (UCB, B) [3]
- P. Voiriot, A. Durand-Salmon (Cardibase, F) [2]
- L. Batista, P. Guyot (Cybernano, F) [1,2,3,4,5]
- M. Barberi-Heyob (CRAN, CNRS, F)
- A. Gégout-Petit (INRIA BIGS, F)



[1] L. Bastista, L. Doerr, M. Beckler, N. Fertig, and T. Bastogne, "Coupled impedance & field potential data analysis of in vitro cardiomyocyte assays," in Proc of the SPS Annual Meeting, (Berlin, Germany), September 24-27 2017.

[2] P. Guyot, P. Voiriot, S. Papelier, L. Batista, and T. Bastogne, "A comparison of methods for delineation of wave boundaries in 12 lead ecg," in Proc of the SPS Annual Meeting, (Berlin, Germany), September 24-27 2017.

[3] L. Bastista, T. Bastogne, F. Atienzar, A. Delaunois, and J.-P. Valentin, "A data-driven modeling method to analyze cardiomyocyte impedance data," in Proc of the SPS Annual Meeting, (Berlin, Germany), September 24-27 2017.

[4] P. Guyot, L. Batista, E. Djermoune, J.-M. Moureaux, L. Doerr, M. Beckler, and T. Bastogne, "Comparison of compression solutions for impedance and field potential signals of cardiomyocytes," in Proc of the 44-th Annual Conf. Computing in Cardiology, (Rennes, France), September 24-27 24-27 2017.

[5] L. Guo, M. Furniss, J. Hamre, L. Batista, T. Bastogne, Z. Yan, J. Wu, S. Eldridge, and M. Davis, "Assessing functional and structural cardiotoxicity in cultured human ipsc-cardiomyocytes," in Proc of the SPS Annual Meeting, (Berlin, Germany), September 24-27 2017.

To sum up ...

- QbD = Holistic approach of drug development
- From predefined objectives to full-scale production
- Risk-based approach

A good Tool for QbD is not enough !

- Guidance \neq Methodology
- Needs an efficient Collaboration between users
- Requires a Statistical Background
 - Prior Risk Analysis
 - Design of Experiments
 - Multivariate Analysis
 - Control Theory



Practibility for Nanomedicine ?