



HAL
open science

In-service life estimation of damaged gas pipelines : Full-scale experiments and finite element analyses

Guillaume Burgaud, Remi Batisse, Stéphane Hertz-Clemens, Georges Cailletaud, Yazid Madi, Gilles Rousselier

► **To cite this version:**

Guillaume Burgaud, Remi Batisse, Stéphane Hertz-Clemens, Georges Cailletaud, Yazid Madi, et al..
In-service life estimation of damaged gas pipelines : Full-scale experiments and finite element analyses.
FDMD II - JIP 2014 - Fatigue Design & Material Defects , Jun 2014, Paris, France. 06007, 3 p.,
10.1051/mateconf/20141206007 . hal-01669976

HAL Id: hal-01669976

<https://hal.science/hal-01669976>

Submitted on 26 Jun 2018

HAL is a multi-disciplinary open access archive for the deposit and dissemination of scientific research documents, whether they are published or not. The documents may come from teaching and research institutions in France or abroad, or from public or private research centers.

L'archive ouverte pluridisciplinaire **HAL**, est destinée au dépôt et à la diffusion de documents scientifiques de niveau recherche, publiés ou non, émanant des établissements d'enseignement et de recherche français ou étrangers, des laboratoires publics ou privés.

In-service life estimation of damaged gas pipelines: Full-scale experiments and finite element analyses

Guillaume Burgaud¹, Remi Batisse², Stephane Hertz-Clemens², Georges Cailletaud¹, Yazid Madi¹ and Gilles Rousselier¹

¹Centre des Matériaux, MINES ParisTech, CNRS UMR 7633, BP. 87, 91003 Evry, France

²GDF SUEZ, 93211 La Plaine Saint Denis, France

Abstract. Statistical analysis reveals that mechanical damage is the first cause of incidents on gas transmission pipelines. They can be created by third party activities such as excavator tooth impact or by interaction between the pipe and rocks. To manage the damaged pipeline safely without useless cost, there is a need to investigate the mechanical behaviour of dented pipelines under a varying internal pressure. The purpose of this study is to characterize the stress and strain field around defects in pipes submitted to cyclic pressure loadings in order to estimate their residual lifetime. Full 3D finite element analyses of the denting process followed by cyclic loading are performed. Full-scale experiments on dented sections are planned.

1. Identification of the material parameters

A series of specimens are machined in pipes from field in order to characterize the mechanical behavior. They include, smooth tensile bars, plane strain specimens and low cycle fatigue specimens. To describe the indentation process, smooth tensile bars and plane strain specimens were tested with a monotonous loading. Low cycle fatigue specimens are then used to obtain the cyclic behavior. Due to the production process of spirally welded steel pipes, the supposed anisotropy of the material was tested by testing smooth tensile bars in eight different directions defined by the angle θ with respect to the rolling direction ($\theta = -26^\circ, 0^\circ, 16^\circ, 32^\circ, 48^\circ, 64^\circ, 77^\circ, 90^\circ$). Results showed a classical orthotropic behavior. Plane strain tests generated stress states that are close to the loading of a pipe under pressure. They give us information on the yield function which lies between Mises' and Tresca's. Low cycle fatigue specimens were tested after various preloading levels ($\varepsilon = -2\%, 0\%, 4\%, 6\%, 8\%$) with two strain range ($\Delta\varepsilon = 1\%, 2\%$) to evaluate the influence of pre-loadings on fatigue life. Results showed that a prestrain ε increases the subsequent fatigue life for $0 > \varepsilon > 8\%$. Barlat's criterion [1, 2] is used to account for orthotropic behavior. It introduces a stress deviator modified by a six component matrix. Three kinematic hardenings variables were also needed to describe both the cyclic behavior of low cycle fatigue specimens and mechanical response for monotonous tests made on smooth tensile bars and plane strain specimens [3]. The model is able to reproduce the difference between rolling and transverse direction in monotonic tests (Fig. 1) and the subsequent cyclic behavior after preloading (Fig. 2).

This is an Open Access article distributed under the terms of the Creative Commons Attribution License 4.0, which permits unrestricted use, distribution, and reproduction in any medium, provided the original work is properly cited.

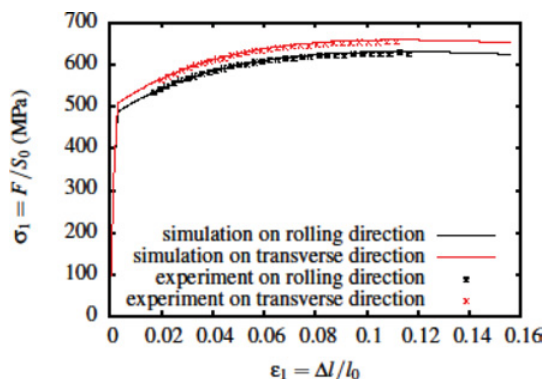


Figure 1. Comparison between tests and simulation for rolling and transverse directions.

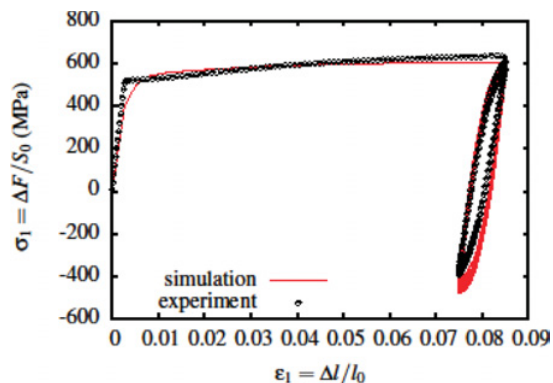


Figure 2. Monotonic and subsequent cyclic loading in the rolling direction.

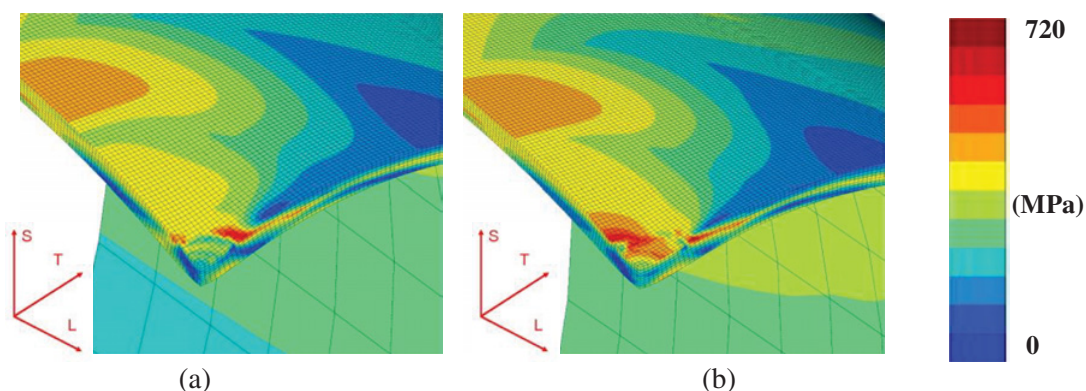


Figure 3. Von Mises stress contour illustrating the residual stress field after unloading: (a) sphere, (b) dome.

2. Finite element analyses

The current mesh of the tube, which nominal diameter is 1160 mm and thickness is 15 mm, introduces quadratic hexahedral elements, the size of which is 2 mm × 2 mm × 2 mm around the dented area. Larger elements are used for the rest of the tube. Their role is to correctly describe the global structural response in bending. The tube is reduced to a quarter due to symmetry conditions. It is maintained along the bottom line and the symmetry planes. A meshed indenter is pushed on the pipe, the indentation depth ranges are between 10 mm and 100 mm. Calculations were performed with two different shapes of indenters, a sphere (diameter 30 mm) and a dome (diameter 55 mm). The current results shows that the sphere produces more plastic strain and residual stresses than the dome (Fig. 3). The purpose of the study is to predict the influence of denting on the residual fatigue life for two cyclic pressure levels that are selected to be the minimum and maximum pressure gas pipes are usually submitted to. The life prediction models are sensitive to the mean stress and the stress amplitude [4]. The influence of prestrain and residual stress is also taken into account.

References

- [1] F. Barlat, D.B.J. Lege, *Int. J. of Plasticity* **7**, 693–712 (1991)
- [2] F. Besson, F. Bron, *Revue Européenne des Eléments Finis* **7(5)**, 567–588 (2004)
- [3] J. Besson, G. Cailletaud, J.-L. Chaboche, S. Forest, *Mécanique non linéaire des matériaux*. Hermès (2001)
- [4] J.-L. Chaboche, J. Lemaitre, *Mécanique des matériaux solides*. Dunod (2009)