



HAL
open science

A new oxa-Michael reaction and a gold-catalysed cyclisation en route to C-glycosides

Sébastien Redon, Michel Wierzbicki, Joëlle Prunet

► **To cite this version:**

Sébastien Redon, Michel Wierzbicki, Joëlle Prunet. A new oxa-Michael reaction and a gold-catalysed cyclisation en route to C-glycosides. *Tetrahedron Letters*, 2013, 54 (16), pp.2089-2092. 10.1016/j.tetlet.2013.02.022 . hal-01668235

HAL Id: hal-01668235

<https://hal.science/hal-01668235v1>

Submitted on 12 Feb 2018

HAL is a multi-disciplinary open access archive for the deposit and dissemination of scientific research documents, whether they are published or not. The documents may come from teaching and research institutions in France or abroad, or from public or private research centers.

L'archive ouverte pluridisciplinaire **HAL**, est destinée au dépôt et à la diffusion de documents scientifiques de niveau recherche, publiés ou non, émanant des établissements d'enseignement et de recherche français ou étrangers, des laboratoires publics ou privés.

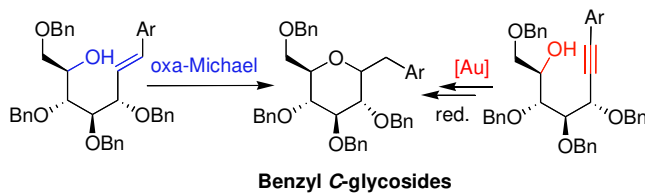
Graphical Abstract

To create your abstract, type over the instructions in the template box below.
Fonts or abstract dimensions should not be changed or altered.

A new oxa-Michael reaction and a gold – catalysed cyclisation en route to *C*-glycosides

Sébastien Redon, Michel Wierzbicki, Joëlle Prunet

Leave this area blank for abstract info.



A new oxa-Michael reaction and a gold-catalysed cyclisation en route to C-glycosides

Sébastien Redon^{a,c}, Michel Wierzbicki^b, Joëlle Prunet^{a,c} *

^a Laboratoire de Synthèse Organique, CNRS UMR 7652, Ecole Polytechnique, DCSO, 91128 Palaiseau, France

^b Institut de Recherches Servier, 11 rue des Moulineaux, 92150 Suresnes, France

^c WestCHEM, School of Chemistry, University of Glasgow, Joseph Black Building, University Avenue, Glasgow G12 8QQ, UK

ARTICLE INFO

Article history:

Received

Received in revised form

Accepted

Available online

ABSTRACT

Two new syntheses of benzyl C-glycosides have been developed. The first one involves an unprecedented oxa-Michael cyclisation and the second one relies on an efficient gold-catalysed ring-closure.

Keywords:

Benzyl C-glycosides

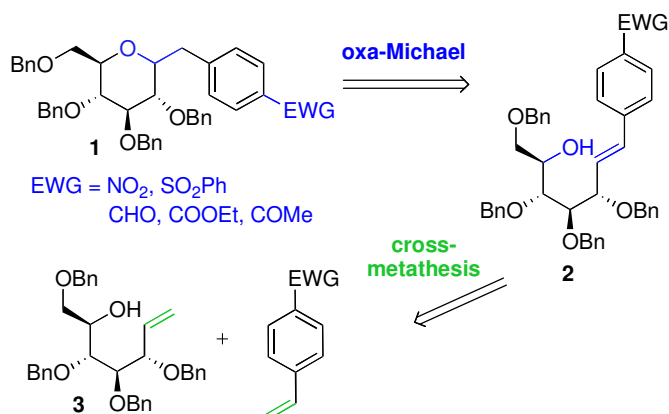
Oxa-Michael

Metathesis

Gold catalysis

The synthesis of C-glycosides has become an area of intense study over the last three decades.¹ Replacement of the anomeric oxygen atom with a methylene group allows C-glycosides to have higher chemical and enzymatic stability. There are few routes to benzyl C-glycosides reported in the literature. The most common involve hydroboration of olefinated carbohydrate derivatives and Suzuki coupling with aryl bromides,² additions of benzyllithium to gluconolactones and reduction,³ additions of benzylzinc reagents to glycals,⁴ additions of benzylmagnesium reagents to glucosyl halides,⁵ ring-closing metathesis to form an *endo*-glycal followed by hydroboration,⁶ iodocyclization,⁷ and Ramberg-Bäcklund rearrangement followed by hydrogenation of the resulting *exo*-glycal.⁸

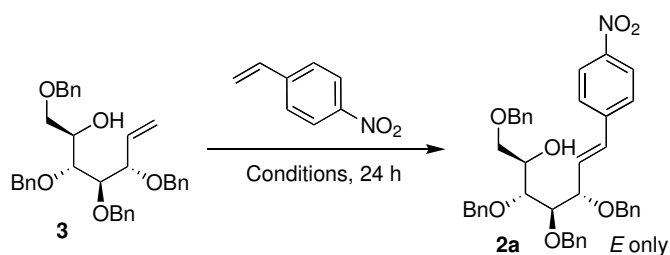
We report herein two new methods for the synthesis of C-glycosides where the aryl partner can be easily accessed from a phenol. The first route is based on an unprecedented intramolecular oxa-Michael cyclisation to an electron-deficient styryl derivative **2** to form the protected C-glycosides **1** directly (Scheme 1). Only two examples of related intramolecular oxa-Michael reactions are described in the literature.⁹ The substrates required for the cyclisation reaction can be prepared by cross-metathesis (CM) between electron-poor styrenes and the known olefin **3**,¹⁰ easily obtained by Wittig reaction between commercially available 2,3,4,6-tetra-*O*-benzyl-D-glucopyranose and methylenetriphenylphosphorane (93% yield).



Scheme 1 Approach towards benzyl C-glycosides

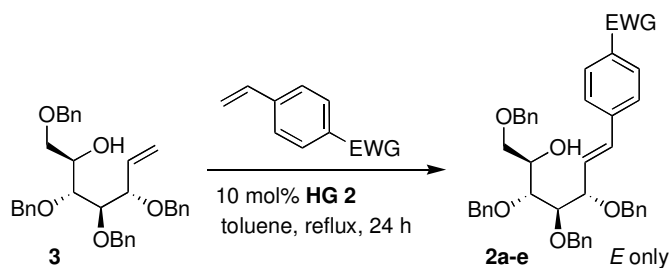
Olefin **3** was first submitted to cross-metathesis¹¹ with *p*-nitrostyrene,¹² using Grubbs second-generation catalyst¹³ (Table 1). The yields were low because of incomplete conversion of olefin **3**, 67% of which was recovered with 10 mol% of the catalyst (entry 1), and 38% with 15 mol% of the catalyst (entry 2). The best yield for the reaction (62%) was obtained with the Hoveyda-Grubbs second-generation catalyst (**HG2**) in refluxing toluene (entry 3).¹⁴ Only the *E*-isomer of **2a** was formed. Performing the reaction under microwave conditions did not improve the yield.¹⁵ The reaction was plagued by isomerisation of the alkene in **3**, and the $\Delta^{2,3}$ *E*-isomer of **3** was formed in up to 24% yield.

* Corresponding author. Tel.: +44-141-330-8774; fax: +44-141-330-4888; e-mail: joelle.prunet@glasgow.ac.uk

Table 1. CM between olefin **3** and *p*-nitrostyrene

Entry	Conditions	Yield
1	Grubbs 2 (10 mol%), toluene, reflux	20%
2	Grubbs 2 (15 mol%), toluene, reflux	44%
3	Hoveyda-Grubbs 2 (10 mol%), toluene, reflux	62%

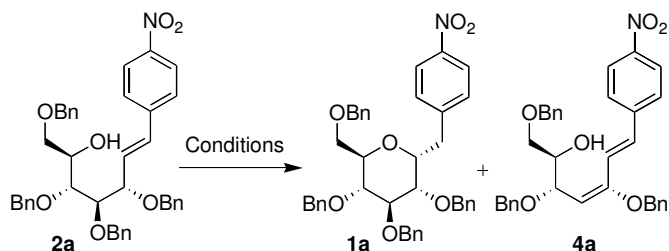
Various styrenes (EWG = SO₂Ph, CHO, COMe, COOMe) were then submitted to CM with olefin **3** under the previously optimised conditions, and the yields ranged between 50% and 62% (*E* isomer only) (Table 2). In all cases, the $\Delta^{2,3}$ isomer was formed, but it was easily separated from the desired metathesis products.

Table 2. CM between olefin **3** and various styrenes

Entry	EWG	Product	Yield
1	NO ₂	2a	62%
2	SO ₂ Ph	2b	60%
3	CHO	2c	50%
4	COMe	2d	51%
5	COOMe	2e	55%

We then decided to test the Michael cyclisation on substrate **2a**, which possesses the strongest electron-withdrawing group (EWG = NO₂, Table 3). When this olefin was treated with strong bases such as *t*-BuOK^{9b} or KHMDS, no cyclisation occurred. Instead, we observed elimination of a benzyloxy group, even at -78 °C, to furnish the conjugated diene **4a**. With a weaker base such as triethylamine, no reaction occurred after 12 hours and with sodium hydride, the starting material was recovered at 20 °C and only degradation products were obtained at 50 °C. With DBU at ambient temperature and low concentration, the starting material was recovered (entry 6). The use of 3 equiv of DBU at 0.05 M led to **1a** in 66% yield after 12 hours (entry 7). Selectivity was in favor of the α -isomer (α/β = 75:25). The two diastereomers could be separated by column chromatography, yielding 50% of the α -isomer and 16% of the β -isomer. Finally,

optimum conditions required a substoichiometric amount of DBU (0.8 equiv) at higher concentration (0.2 M), and compound **1a** was obtained in 78% yield after 24 hours (entry 8). Another weak base K₂CO₃ also furnished *C*-glycoside **1a** in good yield without the same diastereomeric ratio (entry 9). The stereochemistry of the minor diastereomer was determined by examining the coupling constants of the proton at the newly formed stereogenic center ($J_{2,3}$ = 9.2 Hz, *trans* relationship).¹⁶ Submitting a mixture of diastereomers of **1a** enriched in the β -isomer (α/β = 25:75) to 2 equiv of DBU for 24 hours (0.2 M concentration) did not change the isomer ratio, implying that the conjugate addition was under kinetic control.

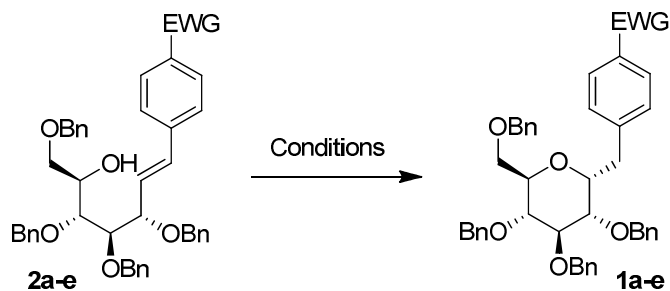
Table 3. Oxa-Michael cyclisation of **2a**

Entry	Conditions	Yield
1	<i>t</i> -BuOK (1.5 equiv), THF, -78 °C, 30 min	4a
2	KHMDS (1 equiv), THF, -78 °C, 1 h	4a
3	Et ₃ N (10 equiv), CH ₂ Cl ₂ , 20 °C, 12 h	No reaction
4	NaH (2 equiv), THF, 20 °C, 12 h	No reaction
5	NaH (2 equiv), THF, 50 °C, 1 h	Degradation
6	DBU (0.2 equiv), CH ₂ Cl ₂ (0.05 M), 20 °C, 10 h	No reaction
7	DBU (3 equiv), CH ₂ Cl ₂ (0.05 M), 20 °C, 12 h	66% ^a
8	DBU (0.8 equiv), CH₂Cl₂ (0.2 M), 20 °C, 24 h	78%^a
9	K ₂ CO ₃ (1 equiv), MeOH (0.1 M), 20 °C, 48 h	64% ^a

^a α/β = 75:25

Various substrates (EWG = SO₂Ph, CHO, COMe, COOMe) were submitted to the optimised oxa-Michael cyclisation conditions (Table 4).¹⁷ A similar result was found with EWG = SO₂Ph (74% yield, α/β = 70:30, entry 2). With weaker electron-withdrawing groups such as CHO, COMe, or COOMe, no reaction occurred, even in refluxing dichloromethane (entries 3-5). Lewis acids were added to the reaction with the ester substrate **2e** to some effect, but the yield never exceeded 20% (entry 6). This conjugate addition seems to be limited to substrates with strong electron-withdrawing substituents such as a nitro or a sulfonyl group, but a large range of functional groups on the phenyl ring should be easily accessible from the nitro group.

Table 4. Oxa-Michael cyclisations of **2a-e**



Entry	EWG	Product	Yield
1	NO ₂	1a	78% ^a
2	SO ₂ Ph	1b	74% ^b
3	CHO	1c	No reaction ^c
4	COMe	1d	Traces of 1d ^c
5	COOMe	1e	No reaction ^c
6	COOMe	1e	20% ^{d,e}

^a DBU (0.8 equiv), CH₂Cl₂ (0.2 M), 20 °C, 24 h, α/β = 75:25

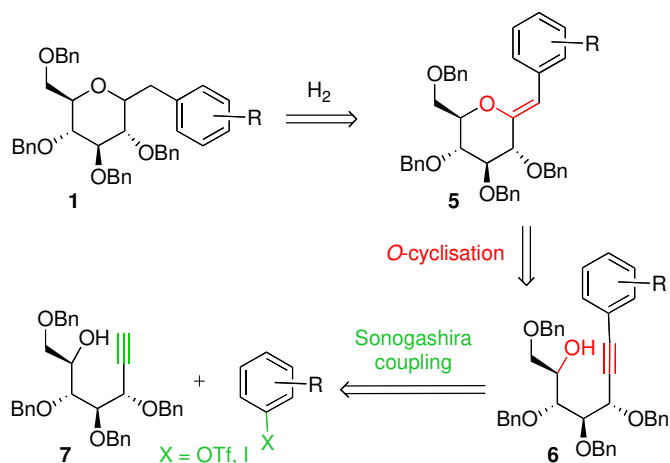
^b DBU (0.8 equiv), CH₂Cl₂ (0.2 M), 20 °C, 24 h, α/β = 70:30

^c DBU (3 equiv), CH₂Cl₂ (0.2 M), 20 °C, 5 d

^d Sn(OTf)₂ or Zn(OTf)₂ (3 equiv), DBU (2 equiv), THF (0.2 M), 50 °C, 12 h

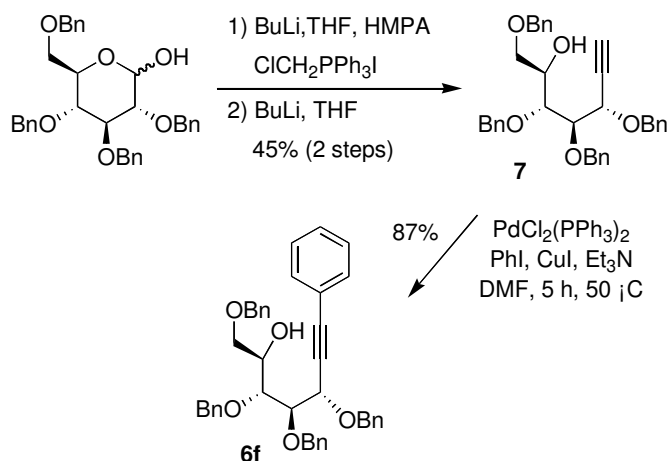
^e Slightly impure product

Another approach was then envisaged, that could produce benzyl *C*-glycosides with no electron-withdrawing substituents on the phenyl ring (Scheme 2). These glycosides would be formed by cyclisation of hydroxy alkynes **6**, followed by reduction of the resulting alkenes **5**. Alkynes **6** would be prepared by Sonogashira coupling of terminal alkyne **7** with the required aryl triflates.



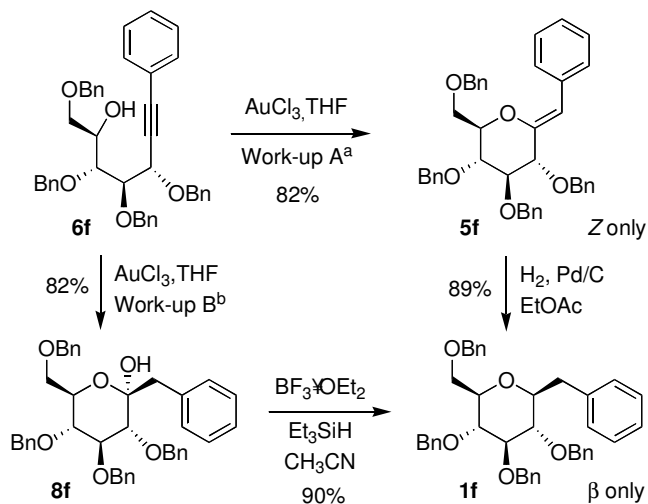
Scheme 2. Retrosynthetic approach involving alkyne substrates

The formation of alkyne **7** proved to be more difficult than expected. Corey-Fuchs¹⁸ or Bestmann-Ohira¹⁹ reactions did not convert the lactol at ambient temperature, or gave degradation products in refluxing THF. Fortunately, Wittig reaction with (chloromethyl)triphenylphosphonium iodide afforded the corresponding chloro-alkene in 80% yield as a 55:45 *E/Z* mixture (Scheme 3),²⁰ and subsequent elimination of HCl led to alkyne **7**.²¹ Sonogashira coupling between **7** and iodobenzene furnished alkyne **6f** in 87% yield.



Scheme 3. Preparation of alkyne **7** and Sonogashira coupling

We investigated the cyclisation under different conditions: acidic (PPTS), basic (MeONa, KH) or with PdCl₂(CN)₂, unsuccessfully. We then considered gold catalysis, which has proved to be efficient for several heterocyclisation reactions.²² Contrary to what was observed by Pale and co-workers for similar substrates,²³ the reaction proceeded smoothly under Au(III) catalysis to furnish compound **5f**^{8b} in 82% yield as the *Z*-isomer, exclusively (Scheme 4).²⁴ When the gold catalyst was not filtered from the reaction mixture before evaporation of the solvent, hemiketal **8f** was obtained as the major product.²⁵ Olefin **5f** was then hydrogenated following the procedure reported by Belica and Franck^{8a} to furnish benzyl *C*-glycoside **1f** in 89% yield. Reduction of hemiketal **8f** with Et₃SiH/BF₃•OEt₂ was also efficient, giving **1f** in 90% yield.²⁶



^a Work-up A: filtration on silica gel, then concentration under vacuum

^b Work-up B: concentration under vacuum, then filtration on silica gel

Scheme 4. Cyclisations/reductions of **6f**

In conclusion, we have developed two short syntheses of benzyl *C*-glycosides featuring an unprecedented oxa-Michael cyclisation and an efficient gold-catalysed ring-closure. The second approach also constitutes a new synthesis of benzyl *exo*-glycals, which could be a good alternative to the Ramberg-Bäcklund rearrangement.^{8a,b} Depending on the route, we can obtain either α- or β-*C*-glycosides. The preparation of more complex benzyl *C*-glycosides is underway.

Acknowledgments

Financial support was provided by the CNRS, the Ecole Polytechnique, the University of Glasgow, and the Institut de Recherches Servier.

References and notes

- (a) Levy, D. E.; Tang, C. *The Chemistry of C-Glycosides*, Elsevier Science: Amsterdam, 1995; Postema, M. H. D. *C-Glycoside Synthesis*, CRC: USA, 1995; (b) Beau, J.-M.; Gallagher, T. *Top. Curr. Chem.* **1997**, *187*, 1-54; (c) Nicotra, F. *Top. Curr. Chem.* **1997**, *187*, 55-83; (d) Sinaÿ, P. *Pure Appl. Chem.* **1997**, *69*, 459-463; (e) Du, Y.; Lindhart, R. J.; Vlahov, I. R. *Tetrahedron* **1998**, *54*, 9913-9959.
- (a) Walker, J. R.; Alshafie G.; Abou-Issa H.; Curley, R. W. *Biorg. Med. Chem. Lett.* **2002**, *12*, 2447-2450; (b) Johns, B. A.; Pan, Y. T.; Elbein, A. D.; Johnson, C. R. *J. Am. Chem. Soc.* **1997**, *119*, 4856-4865; (c) Johnson, C. R.; Johns, B. A. *Synlett* **1997**, 1406-1408.
- Stricher, H.; Reiner, M.; Schmidt, R. R. *J. Carbohydr. Chem.* **1997**, *16*, 277-298.
- Pearce, A. J.; Ramaya, S.; Thorn, S. T.; Bloomberg, G. B.; Walter, D. S.; Gallagher, T. *J. Org. Chem.* **1999**, *64*, 5453-5462.
- Wong, M. F.; Weiss, K. L.; Curley, R. W. *J. Carbohydr. Chem.* **1996**, *15*, 763-768.
- (a) Calimente, D.; Postema, M. H. D. *J. Org. Chem.* **1999**, *64*, 1770-1771; (b) Postema, M. H. D.; Piper, J. L. Betts, R. L. *J. Org. Chem.* **2005**, *70*, 829-836.
- Khan, A. T.; Ahmed, W.; Schmidt, R. R. *Carbohydr. Res.* **1996**, *280*, 277-286.
- (a) Belica, P. S.; Franck, R. W. *Tetrahedron Lett.* **1998**, *39*, 8225-8228. For other syntheses of substituted *exo*-glycals that could be hydrogenated, see: (b) Griffin, F. K.; Murphy, P. V.; Paterson, D. E.; Taylor, R. J. K. *Tetrahedron Lett.* **1998**, *39*, 8179-8182; (c) Bourdon, B.; Corbet, M.; Fontaine, P.; Goekjian, P. G.; Gueyrard, D. *Tetrahedron Lett.* **2008**, *49*, 747-749.
- With a phenol as the nucleophile: (a) Masuoka, Y.; Asako, T.; Goto, G.; Noguchi, S. *Chem. Pharm. Bull.* **1986**, *34*, 130-139. Transannular cyclization: (b) Li, M.; O'Doherty, G. A. *Org. Lett.* **2006**, *8*, 6087-6090.
- Pougny, J.-R.; Nassr, M. A. M.; Sinaÿ, P. *J. Chem. Soc., Chem. Commun.* **1981**, 375-376.
- (a) Prunet, J. *Current Topics in Medicinal Chemistry* **2005**, *5*, 1559-1577; (b) Prunet, J. *Eur. J. Org. Chem.* **2011**, 3634-3647.
- For examples of CM with *p*-nitrostyrene, see: (a) Hodgson, D. M.; Angrish, D.; Labande, A. H. *Chem. Commun.* **2006**, 627-628; (b) Robertson, J.; Green, S. P.; Hall, M. J.; Tyrrell, A. J.; Unsworth, W. P. *Org. Biomol. Chem.* **2008**, *6*, 2628-2635.
- Scholl, M.; Ding, S.; Lee, C. W.; Grubbs, R. H. *Org. Lett.* **1999**, *1*, 953-956.
- Garber, S. B.; Kingsbury, J. S.; Gray, B. L.; Hoveyda, A. H. *J. Am. Chem. Soc.* **2000**, *122*, 8168-8179.
- For a review on microwave-assisted olefin metathesis, see: Coquerel, Y.; Rodriguez, J. *Eur. J. Org. Chem.* **2008**, 1125-1132.
- Pasetto, P.; Chen, X.; Drain, C. M.; Franck, R. W. *Chem. Commun.* **2001**, 81-82.
- Procedure for the oxa-Michael addition: To a solution of 1,3,4,5-tetra-*O*-benzyl-7-(4-nitrophenyl)-hept-6-en-2-ol **2a** (80 mg, 0.12 mmol) in CH₂Cl₂ (0.4 mL) was added 10 µL of DBU (0.06 mmol, 0.5 equiv). The solution was stirred for 24 h under a nitrogen atmosphere. The solution was concentrated under vacuum and was chromatographed (SiO₂, 30% EtOAc/petroleum ether) to furnish the desired product as a yellow oil (63 mg, 78%) as a 75:25 mixture of α/β isomers, which could be partially separated for the purpose of characterisation. α -isomer: ¹H NMR (CDCl₃, 400 MHz) δ 8.05 (d, *J* = 8.8 Hz, 2H), 7.37-7.27 (m, 20H), 7.16-7.20 (m, 2H), 5.02 (d, *J* = 10.8 Hz, 1H), 4.93-4.86 (m, 3H), 4.64-4.64 (m, 3H), 4.26 (d, *J* = 11.4 Hz, 1H), 4.22-4.17 (m, 1H), 3.89-3.79 (m, 3H), 3.67-3.58 (m, 3H), 3.10-3.07 (m, 2H); ¹³C NMR (CDCl₃, 100 MHz) δ 147.0, 138.6, 138.2, 138.0, 137.9, 130.0, 128.7, 128.6, 128.5, 128.1, 128.02, 127.96, 123.7, 82.2, 80.2, 78.1, 75.6, 75.4, 75.3, 73.8, 73.6, 71.9, 69.2, 31.2; HRMS (EI) *m/z* calcd for C₄₁H₄₁NO₇ 659.2883; found: 659.2877. β -isomer: ¹H NMR (CDCl₃, 400 MHz) δ 8.11 (d, *J* = 8.8 Hz, 2H), 7.44-7.30 (m, 20H), 7.26-7.22 (m, 2H), 4.96-4.67 (m, 4H), 4.65-4.48 (m, 4H), 3.78 (t, *J* = 8.8 Hz, 1H), 3.67-3.62 (m, 4H), 3.50-3.45 (dt, *J* = 2.0, 9.2 Hz 1H), 3.64-3.32 (m, 1H), 3.18 (dd, *J* = 2.0, 14.0 Hz, 1H), 2.84 (dd, *J* = 8.8, 14.0 Hz, 1H); ¹³C NMR (CDCl₃, 100 MHz) δ 146.8, 138.1, 130.5, 128.7, 128.65, 128.61, 128.54, 128.2, 128.1, 128.0, 127.9, 127.8, 123.4, 87.4, 81.6, 79.4, 79.0, 78.6, 77.5, 76.8, 75.8, 75.3, 75.2, 73.5, 69.0, 37.8; HRMS (EI) *m/z* calcd for C₄₁H₄₁NO₇ 659.2883; found: 659.2877.
- Corey, E. J.; Fuchs, P. L., *Tetrahedron Lett.* **1972**, *13*, 3769-3772.
- (a) Ohira, S. *Synth. Commun.* **1989**, *19*, 561-564; (b) Müller, S.; Liepold, B.; Roth, G.; Bestmann, J., H., *Synlett* **1996**, 521-522.
- Mella, M.; Panza, L.; Ronchetti, F.; Toma L. *Tetrahedron* **1988**, *44*, 1673-1678.
- Elimination only occurred from the *E*-olefin, which explains the modest overall yield (45% for 2 steps).
- Hashmi, A. S. K. *Angew. Chem. Int. Ed.* **2005**, *44*, 6990-6994.
- Harkat, H.; Weibel, J.-M.; Pale, P. *Tetrahedron Lett.* **2007**, *48*, 1439-1442.
- We did not perform the reaction with AuCl.
- General procedures for gold-catalysed cyclisations: A sample of AuCl₃ catalyst (5 mol%) was added to a solution of the alkyne in THF (2 mL) under argon. The mixture was stirring at ambient temperature for 2 h. Work-up A: the solution was filtered on silica gel and concentrated under vacuum to furnish the desired compound. Work-up B: the solution was concentrated under vacuum then filtered on silica gel (30% EtOAc/petroleum ether) to furnish the desired compound. The general procedure with work-up A was used for the conversion of alkyne **6f** (100 mg, 0.16 mmol) to afford compound **5f** as a yellow oil (82 mg, 82%). ¹H NMR (CDCl₃, 400 MHz) δ 7.71 (d, *J* = 7.6 Hz, 2H), 7.40-7.10 (m, 23H), 5.75 (s, 1H), 4.83-4.57 (m, 8H), 4.20-4.10 (m, 1H), 4.05 (m, 1H), 3.89-3.80 (m, 4H); ¹³C NMR (CDCl₃, 100 MHz) δ 149.1, 138.4, 138.3, 138.0, 135.3, 128.9, 128.6, 128.56, 128.53, 128.50, 128.46, 128.3, 128.06, 128.01, 127.97, 127.92, 127.84, 127.82, 127.7, 126.5, 109.6, 84.7, 79.4, 78.1, 77.0, 74.1, 73.6, 73.5, 71.8, 69.7, 69.4; IR (thin film, cm⁻¹) 3450, 2922, 2867, 1723, 1602, 1496, 1453, 1362, 1264, 1086, 1070, 1026, 1051; HRMS (EI) *m/z* calcd for C₄₁H₄₀O₅ 612.2876; found: 612.2859. The general procedure with work-up B was used for the conversion of alkyne **6f** (200 mg, 0.33 mmol) to afford compound **8f** as a yellow oil (165 mg, 82%). ¹H NMR (CDCl₃, 400 MHz) δ 7.45-7.10 (m, 25H), 4.90 (dd, *J* = 12, 10.8 Hz, 2H), 4.80-4.74 (m, 2H), 4.63 (d, *J* = 11.6 Hz, 2H), 4.55 (d, *J* = 11.6 Hz, 2H), 4.40 (d, *J* = 12.0 Hz, 1H), 4.14 (d, *J* = 9.2 Hz, 1H), 3.85-3.80 (m, 3H), 3.54 (t, *J* = 9.6 Hz, 1H), 3.32 (dd, *J* = 14.0, 9.6 Hz, 2H), 3.11 (dd, *J* = 14.0 Hz, 1H); ¹³C NMR (CDCl₃, 100 MHz) δ 131.2, 128.6, 128.51, 128.45, 128.38, 128.33, 128.0, 127.9, 127.84, 127.75, 127.69, 127.65, 127.59, 127.05, 127.01, 84.0, 81.4, 78.5, 75.7, 75.4, 75.0, 73.4, 71.4, 68.9, 65.3, 43.8; IR (thin film, cm⁻¹) 3445, 3020, 2865, 1720, 1485, 1430, 1362, 1137, 1103, 1094, 1034; HRMS (EI) *m/z* calcd for C₄₁H₄₂O₆ 630.2981; found: 630.2963.
- Wellner, E.; Gustafsson, T.; Bäcklund, J.; Holmdhal, R.; Kihlberg, J. *ChemBioChem* **2000**, *1*, 272-280.