



HAL
open science

Self-assembly, structure, and electronic properties of a quasiperiodic lead monolayer

Julian Ledieu, L. Leung, L. H. Wearing, R. Mcgrath, T. A. Lograsso, D. Wu,
Vincent Fournée

► **To cite this version:**

Julian Ledieu, L. Leung, L. H. Wearing, R. Mcgrath, T. A. Lograsso, et al.. Self-assembly, structure, and electronic properties of a quasiperiodic lead monolayer. *Physical Review B: Condensed Matter and Materials Physics (1998-2015)*, 2008, 77 (7), pp.073409. 10.1103/PhysRevB.77.073409 . hal-01665120

HAL Id: hal-01665120

<https://hal.science/hal-01665120>

Submitted on 15 Dec 2017

HAL is a multi-disciplinary open access archive for the deposit and dissemination of scientific research documents, whether they are published or not. The documents may come from teaching and research institutions in France or abroad, or from public or private research centers.

L'archive ouverte pluridisciplinaire **HAL**, est destinée au dépôt et à la diffusion de documents scientifiques de niveau recherche, publiés ou non, émanant des établissements d'enseignement et de recherche français ou étrangers, des laboratoires publics ou privés.

Self-assembly, structure, and electronic properties of a quasiperiodic lead monolayer

J. Ledieu*

LSG2M, CNRS UMR 7584, Ecole des Mines, Parc de Saurupt, 54042 Nancy Cedex, France

L. Leung,[†] L. H. Wearing, and R. McGrath

Surface Science Research Centre and Department of Physics, The University of Liverpool, Liverpool L69 3BX, United Kingdom

T. A. Lograsso and D. Wu

Ames Laboratory, Iowa State University, Ames, Iowa 50011, USA

V. Fournée

LSG2M, CNRS UMR 7584, Ecole des Mines, Parc de Saurupt, 54042 Nancy Cedex, France

(Received 7 December 2007; published 27 February 2008)

A quasiperiodic Pb monolayer has been formed on the fivefold surface of the Al-Pd-Mn quasicrystal. Growth of the monolayer proceeds via self-assembly of an interconnected network of pentagonal Pb stars, which are shown to be τ inflated compared to similar structural elements of the quasiperiodic substrate. Measurements of the electronic structure of the system using scanning tunneling spectroscopy and ultraviolet photoemission spectroscopy reveal that the Pb monolayer displays a pseudogap at the Fermi level which is directly related to its quasiperiodic structure.

DOI: [10.1103/PhysRevB.77.073409](https://doi.org/10.1103/PhysRevB.77.073409)

PACS number(s): 68.35.B-, 61.44.Br, 68.37.Ef

Quasicrystals are complex intermetallic alloys with long-range aperiodic order and noncrystallographic rotational symmetry.¹ The physical properties arising from the quasiperiodic arrangement of metal atoms in quasicrystals significantly depart from those of periodic alloys.² The most surprising feature is perhaps the fact that although quasicrystals are alloys of metallic elements, they behave as poorly metallic systems. A decrease of the spectral intensity at the Fermi level corresponding to the presence of a pseudogap³ in the density of states (DOS) is found in bulk electronic measurements of quasicrystals. The pseudogap arises because of the Fermi surface–Brillouin zone interaction, and it has been shown that the transport properties are dependent on the depth of the gap.⁴ Consequently, there is considerable interest in clarifying the relative importance of quasiperiodic order and the complex chemistry of quasicrystals in determining the width and depth of the pseudogap.

The issue would be considerably simplified if there were single element quasicrystals. As such materials do not exist in bulk form, there have been several recent attempts to grow single element quasiperiodic systems using quasicrystalline surfaces as templates. A number of elements with differing chemistry have been utilized in an attempt to achieve this goal. On both Al-Pd-Mn (Ref. 5) and Al-Ni-Co,⁶ Si atoms have been found to occupy unique sites at submonolayer coverages, leading to ordered adsorption; however, at coverages >0.33 ML (monolayer), the structures became increasingly disordered due to occupation of a range of other adsorption sites. Aluminum atoms were found to order into pentagonal “starfish” on the fivefold surface of Al-Cu-Fe at low submonolayer coverages, though this initial ordering did not lead to the formation of ordered monolayers.⁷ Franke *et al.* first demonstrated quasiperiodicity in Bi and Sb monolayers on Al-Pd-Mn and Al-Ni-Co quasicrystal surfaces.⁸ These measurements were done using diffraction techniques, which do not yield information on how such layers assemble.

Moreover, no quantitative information on either the structure of the monolayers or their electronic properties was obtained.

In this Brief Report, we present findings on the self-assembly, structure, and electronic properties of a quasiperiodic monolayer. We have used the fivefold Al-Pd-Mn surface as a template for Pb adsorption at a range of fluxes and substrate temperatures. The initial growth and stability of the monolayer was studied by scanning tunneling microscopy (STM). The structure of the Pb film is found to be τ inflated compared to the quasiperiodic substrate, where τ , the golden mean, is an irrational number ($=1.618\dots$) associated with pentagonal geometry. The electronic structure of the system was measured by ultraviolet photoemission (UPS) and scanning tunneling spectroscopy (STS), and it is demonstrated unambiguously that the aperiodic structure influences the electronic density of states such that the Pb monolayer exhibits a pseudogap at the Fermi level.

These experiments were performed under ultrahigh vacuum using low energy electron diffraction (LEED), Auger electron spectroscopy (AES), x-ray photoemission spectroscopy (XPS), UPS, STS, and variable temperature STM. The Al₇₀Pd₂₁Mn₉ sample was cut perpendicular to its fivefold symmetry axis. Lead deposition was carried out using an electron beam cell with a flux of 2.5×10^{-3} ML/s. The Pb source was calibrated by means of XPS and STM using an Al(111) crystal.

We first outline the adsorption characteristics of the adsorption of Pb as monitored by AES and XPS. The evolution of the intensity ratio of the Pb_{NOO} (96 eV) and Al_{L_{VV}} (68 eV) Auger peaks as a function of dosage time is plotted on Fig. 1(a). The rate of adsorption of Pb decreases with increasing Pb coverage; the curve initially rises exponentially and then reaches saturation at monolayer coverage. No further growth was observed under the range of fluxes (2.5×10^{-3} – 2.5×10^{-2} ML/s) and substrate temperatures (57–653 K) used

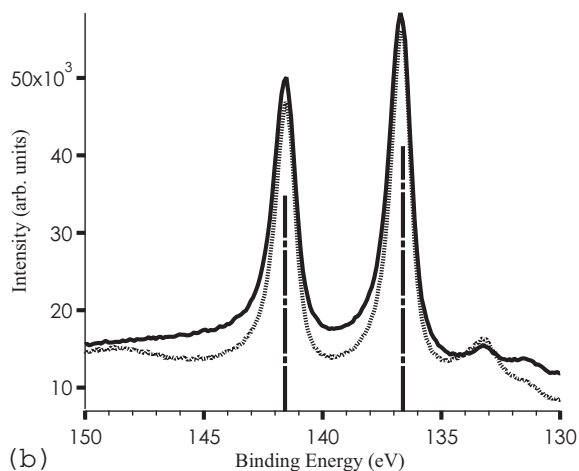
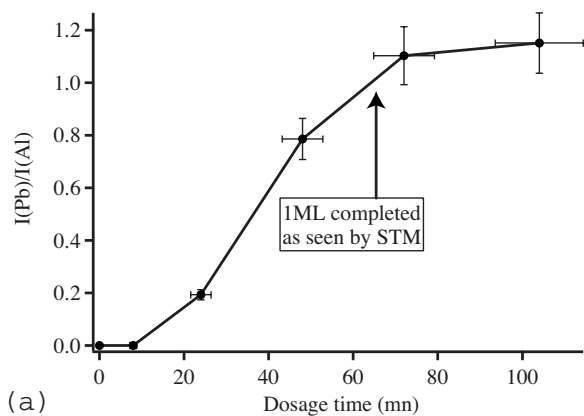


FIG. 1. (a) Ratio of the intensities of the Pb_{NOO} (96 eV) and Al_{LVV} (68 eV) Auger peaks as a function of the coverage in dosage time. (b) XPS spectra of the Pb 4f core levels for 1 ML of Pb adsorbed on the fivefold Al-Pd-Mn quasicrystal surface (full curve) at 653 K and on Al(111) (dashed line). The markers at 136.6 and 141.5 eV indicate the position for elemental Pb.

in these measurements. The film was observed to desorb totally at a temperature of 670 K which is higher than the bulk melting point of Pb. The Al 2p and Pb 4f core levels were also recorded upon adsorption. The shape of the Al 2p core level measured is identical to that of the clean quasicrystal surface for the monolayer as deposited at room temperature or annealed to 653 K. The Pb 4f core level recorded from the quasiperiodic Pb monolayer has an identical shape and intensity to that measured from 1 ML of Pb grown on Al(111) [see Fig. 1(b)]. The lack of new components and chemical shifts within the core level peaks is consistent with the immiscibility of Pb and Al.^{9,10}

We now describe observations of the self-assembly of the Pb monolayer at the atomic level. Figure 2 shows the Al-Pd-Mn surface after the adsorption of 0.2 ML of Pb. At this coverage, individual Pb atoms, incomplete pentagonal stars, complete pentagonal stars and networks of pentagonal stars are all visible on a single terrace. The formation of these networks indicates that the Pb atoms are mobile enough to diffuse on the surface.^{11,12} We have observed this network formation in the temperature range of 57–653 K. With increasing coverage, the density of stars increases with addi-




FIG. 2. (Color online) $180 \times 180 \text{ \AA}^2$ STM image for 0.2 ML of Pb adsorbed on the fivefold surface of Al-Pd-Mn. A large pentagon formed by five smaller pentagonal islands is outlined.

tional atoms filling the interstices within the network. The edge length of the pentagon formed by joining the tips of these pentagonal stars is $4.9 \pm 0.3 \text{ \AA}$ and they are monoatomic in height. The smallest pentagonal structural elements present on the clean Al-Pd-Mn surface have an edge length of 3.0 \AA ,¹³ i.e., τ smaller than the smallest pentagon within the Pb structure. This τ scaling of the basic structural elements is reflected in a τ scaling of the complete monolayer structure (described below).

The pentagonal stars all have the same orientation on this terrace and on adjoining terraces, indicating that they nucleate at unique sites. Pentagonal islands of a similar size and orientation were reported by Cai *et al.* when dosing Al on the isostructural Al-Cu-Fe surface.⁷ Both Al and Pb pentagonal islands are obtained regardless of the deposition rate, a fact characteristic of a heterogeneous nucleation process at specific trap sites.^{7,14,15} However, Al starfish islands do not develop into a quasiperiodic layer upon further deposition, which is indicative of different kinetics in that system.

The structural characteristics of the completed Pb monolayer are now described. The complete monolayer exhibits a well-ordered quasiperiodic structure as evidenced by the fivefold LEED pattern (inset of Fig. 3) and from the analysis of atomically resolved STM images. The monolayer density is 0.09 atom/\AA^2 , deduced from the intensity of the Pb 4f core level compared to that measured of a Pb monolayer deposited on an Al(111) surface [see Fig. 1(b)]. It exists two equivalent ways to improve the overall structural quality of the Pb monolayer; either by depositing at room temperature then annealing at 653 K or by depositing Pb while maintaining the substrate at 653 K. Figure 3 shows a STM image acquired following the latest procedure which is used for the rest of this Brief Report. The roughness of the film Z_{rms} is 0.2 \AA , comparable to that of the quasicrystal substrate.¹³ A fast Fourier transform (FFT) calculated on a larger STM image (not shown here) exhibits tenfold symmetry, and it is comparable to FFTs calculated from STM images obtained from the clean fivefold Al-Pd-Mn substrate except for a τ^{-1} scaling of distances in reciprocal space. A patch of a Penrose




FIG. 3. (Color online) $250 \times 250 \text{ \AA}^2$ STM image of 1.0 ML of Pb adsorbed on the fivefold surface of Al-Pd-Mn. Inset: LEED pattern recorded at 80 eV at the same coverage.

(P1) tiling superimposed on the Pb monolayer emphasizes the quasiperiodic nature of the deposited monolayer (Fig. 3). The tiling is composed of four tiles: the regular pentagon, the rhombus, the crown, and the pentagonal star. A similar tiling was derived from the clean fivefold Al-Pd-Mn surface,¹³ but the tiles used on Fig. 3 are τ inflated compared to those found for the clean surface. This τ scaling in the basic structure is also evident from a simple inspection of LEED patterns.

The electronic structure of the monolayer was probed using UPS and STS. Figure 4(a) presents UPS measurements close to the Fermi level for the clean Al-Pd-Mn quasicrystal surface, an annealed Pb monolayer on the quasicrystal surface, and 1 ML of Ag adsorbed on an annealed Pb monolayer on a quasicrystal surface. Using a previously established procedure,³ the depth C of the pseudogap was measured for the three systems. In this procedure, the depth parameter $C = 0\%$ is for a metallic sample and $C = 100\%$ for an insulator. Although a value of $C = 35\%$ is found for both quasiperiodic structures, the depth is reduced to 16% after deposition of a disordered Ag monolayer on the Pb thin film. This demonstrates that a single metallic layer is sufficient to greatly enhance the spectral intensity in the vicinity of the Fermi level.

In addition to UPS, STS measurements were collected on the annealed Pb monolayer and the clean Al-Pd-Mn surface [see Figs. 4(b) and 4(c)]. Normalized dI/dV spectra represent an average over 10^4 $I(V)$ curves before differentiation. These results are tip independent and $I(V)$ curves were collected in a gridlike manner on different local atomic configurations. The pseudogap appears larger on the Pb structure [Fig. 4(c)] than on the clean surface [Fig. 4(b)]. This effect is consistent with the UPS analysis, as the UPS signal includes a contribution from the substrate to the spectral intensity at E_F ; STS measurements probe only the DOS of the topmost surface layer hence reducing the Al-Pd-Mn electronic contribution to the signal detected. Furthermore, in a nearly free-electron-like system, the width of the gap scales with the lattice po-

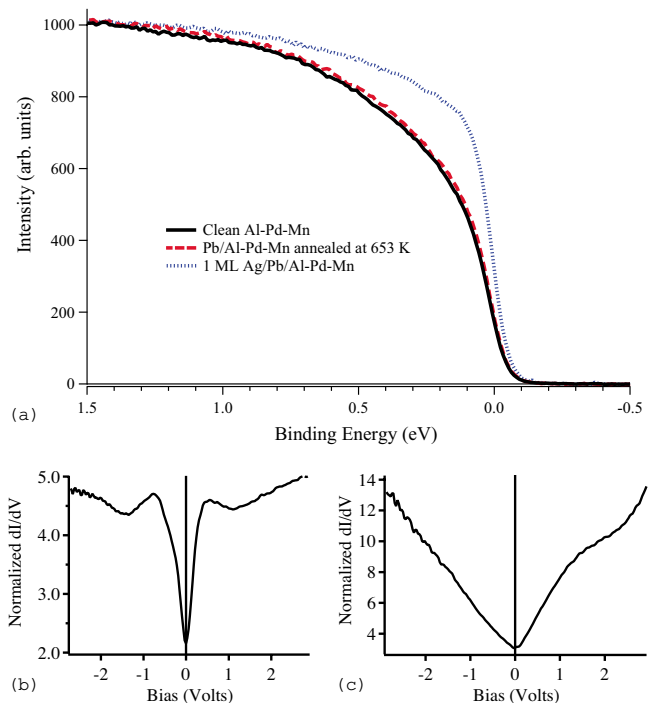


FIG. 4. (Color online) (a) UPS measurements at the Fermi level for several systems: clean surface (black, full line), a monolayer of Pb annealed on the quasicrystal (red/gray, large dash), and with an additional Ag monolayer deposited (blue/dark gray, small dash). [(b) and (c)] STS measurements on the clean and Pb dosed fivefold Al-Pd-Mn surface.

tential $|V_K|$ which is the product of the form factor w_k and the geometrical structure factor S_K of the crystal.^{16,17} The larger gap measured by STS on the Pb film compared to the clean Al-Pd-Mn surface is expected, as the form factor w_K is directly related to the atomic number of the element probed. With an identical crystallographic structure for both the substrate and the deposited monolayer, the heaviest element should open a larger gap. We infer that the quasiperiodic structure is responsible for the formation of this pseudogap.

In conclusion, we have successfully used the Al-Pd-Mn surface as a template to grow a mono-element quasiperiodic monolayer. The monolayer self-assembles via a network of pentagonal islands. The structure of the monolayer is τ inflated compared to the surface of the substrate. The reduced chemical complexity allows us to correlate the quasiperiodic structure with the formation of a pseudogap in the DOS at E_F . The system represents an interesting testing ground for further experimental investigations on the physical properties associated with aperiodic order.

We acknowledge the European Network of Excellence on complex metallic alloys (Contract No. NMP3-CT-2005-500145, EPSRC (Grant No. GR/S19080/01), and the U.S. Department of Energy and the Basic Energy Sciences for financial support. We also thank G. Darling for fruitful discussions.

*Corresponding author. Email address: ledieu@lsg2m.org

†Present address: Department of Chemistry, University of Toronto, Toronto, Ontario M5S 3H6, Canada.

- ¹D. Shechtman, I. Blech, D. Gratias, and J. W. Cahn, *Phys. Rev. Lett.* **53**, 1951 (1984).
- ²*Quasicrystals: Structure and Physical Properties*, edited by H.-R. Trebin (Wiley-VCH, Weinheim, 2003).
- ³Z. M. Stadnik, D. Purdie, Y. Baer, and T. A. Lograsso, *Phys. Rev. B* **64**, 214202 (2001).
- ⁴U. Mizutani, *J. Phys.: Condens. Matter* **10**, 4609 (1998).
- ⁵J. Ledieu, P. Unsworth, T. A. Lograsso, A. R. Ross, and R. McGrath, *Phys. Rev. B* **73**, 012204 (2006).
- ⁶L. Leung, J. Ledieu, P. Unsworth, T. A. Lograsso, A. R. Ross, and R. McGrath, *Surf. Sci.* **600**, 4752 (2006).
- ⁷T. Cai, J. Ledieu, R. McGrath, V. Fournée, T. A. Lograsso, A. R. Ross, and P. A. Thiel, *Surf. Sci.* **526**, 115 (2003).
- ⁸K. J. Franke, H. R. Sharma, W. Theis, P. Gille, P. Ebert, and K. H. Rieder, *Phys. Rev. Lett.* **89**, 156104 (2002).
- ⁹E. Johnson, A. Johansen, U. Dahmen, S. Chen, and T. Fujii, *Mater. Sci. Eng., A* **304-306**, 187 (2001).
- ¹⁰V. Matolín, I. Matolínová, N. Tsud, S. Fabík, J. Libra, V. Dudr, V. Cháb, and K. C. Prince, *Phys. Rev. B* **74**, 075416 (2006).
- ¹¹V. Fournée and P. A. Thiel, *J. Phys. D* **38**, R83 (2005).
- ¹²J. Ledieu, J.-T. Hoefl, D. E. Reid, J. A. Smerdon, R. D. Diehl, T. A. Lograsso, A. R. Ross, and R. McGrath, *Phys. Rev. Lett.* **92**, 135507 (2004).
- ¹³Z. Papadopolos, G. Kasner, J. Ledieu, E. J. Cox, N. V. Richardson, Q. Chen, R. D. Diehl, T. A. Lograsso, A. R. Ross, and R. McGrath, *Phys. Rev. B* **66**, 184207 (2002).
- ¹⁴V. Fournée, T. C. Cai, A. R. Ross, T. A. Lograsso, J. W. Evans, and P. A. Thiel, *Phys. Rev. B* **67**, 033406 (2003).
- ¹⁵C. Ghosh, Da-Jiang Liu, K. J. Schnitzenbaumer, C. J. Jenks, P. A. Thiel, and J. W. Evans, *Surf. Sci.* **600**, 2220 (2006).
- ¹⁶J.-M. Dubois, *Useful Quasicrystals*, edited by T. K. Wei (World Scientific, Singapore, 2005).
- ¹⁷V. Fournée, E. Belin-Ferré, P. Pêcheur, J. Tobola, Z. Dankhazi, A. Sadoc, and H. Müller, *J. Phys.: Condens. Matter* **14**, 87 (2002).