



HAL
open science

Nitride Nanowires: From Rigid to Flexible Piezo-generators

L. Lu, N. Jamond, Pascal Chrétien, F. Houzé, L. Travers, J. C. Harmand, F. Glas, F. H. Julien, E. Lefeuvre, N. Gogneau, et al.

► **To cite this version:**

L. Lu, N. Jamond, Pascal Chrétien, F. Houzé, L. Travers, et al.. Nitride Nanowires: From Rigid to Flexible Piezo-generators. PowerMEMS 2016, Dec 2016, Paris, France. 10.1088/1742-6596/773/1/012010 . hal-01653358

HAL Id: hal-01653358

<https://hal.science/hal-01653358v1>

Submitted on 1 Dec 2017

HAL is a multi-disciplinary open access archive for the deposit and dissemination of scientific research documents, whether they are published or not. The documents may come from teaching and research institutions in France or abroad, or from public or private research centers.

L'archive ouverte pluridisciplinaire **HAL**, est destinée au dépôt et à la diffusion de documents scientifiques de niveau recherche, publiés ou non, émanant des établissements d'enseignement et de recherche français ou étrangers, des laboratoires publics ou privés.

Nitride Nanowires: From Rigid to Flexible Piezo-generators

L. Lu¹, N. Jamond², P. Chrétien³, F. Houzé³, L. Travers², J. C. Harmand²,
F. Glas², F. H. Julien¹, E. Lefevre¹, N. Gogneau², M. Tchernycheva¹

1 Centre de Nanosciences et de Nanotechnologies – site Orsay, Université Paris
Saclay, Bât. 220 - Centre Scientifique d'Orsay, F-91405 Orsay, France

2 Centre de Nanosciences et de Nanotechnologies – site Marcoussis, Université Paris-
Saclay, Route de Nozay, F-91460 Marcoussis, France

3 GeePs, UMR 8507 CNRS-Centrale Supélec, Paris-Sud et UPMC Université, 91192
Gif-sur-Yvette, France

lu.lu@u-psud.fr

Abstract. Here we employ self-assembled Mg-doped GaN nanowires (NWs) grown by plasma assisted molecular beam epitaxy on Si(111) substrates to fabricate piezogenerators. We will first discuss the fabrication and testing of rigid nanowire-based generators and then a flexible generator prototype will be shown.

1. Introduction

The development of autonomous electronic equipment requires efficient and portable power supplies. Besides the solar energy, another renewable resource for small-scale energy harvesting is the mechanical vibrations. Piezoelectric semiconductor nanowires (NWs), in particular GaN NWs, have emerged as alternative promising piezo-materials since they offer a higher degree of control over the size, polarity and orientation of nano-objects, excellent crystalline properties and high piezoelectric response. NWs also present superior mechanical properties (large elasticity deformation), higher sensitivity to applied force and high piezoelectric coefficient with respect to the bulk materials [1,2]. These attractive assets open the possibility of making piezoelectric generators based on nanowires to be used as novel ultra-compact power sources.

2. GaN nanowires and their piezoelectric property

2.1. The growth of GaN nanowires

Self-assembled GaN NWs were grown by Plasma-Assisted Molecular Beam Epitaxy (PA-MBE) on a thin n-doped AlN buffer layer [3] deposited on n-type doped Si(111) substrate (Figure 1). The growth was performed at 760°C, under N-rich conditions. NWs have a cylindrical shape with a hexagonal cross section delimited by {1010} planes [4]. They are characterized by a height and diameter of the order of $1 \mu\text{m} \pm 120 \text{ nm}$ and $45 \text{ nm} \pm 20 \text{ nm}$ respectively and by a density of the order of 10^9 NWs/cm^2 .

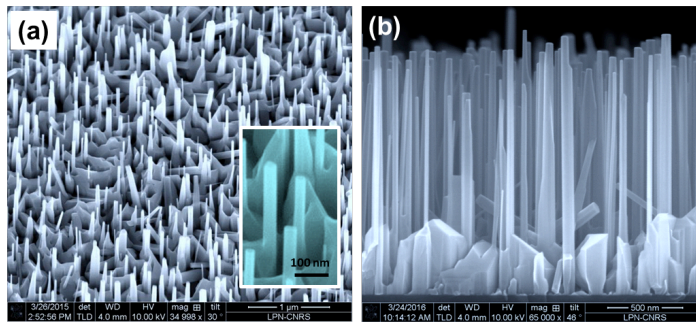


Figure 1. Tilted (a) and cross section (b) SEM images of Mg-doped GaN NWs grown by PA-MBE on a Si(111) substrate. Inset of (a) displays a high magnification image showing NWs with a diameter as low as 50nm.

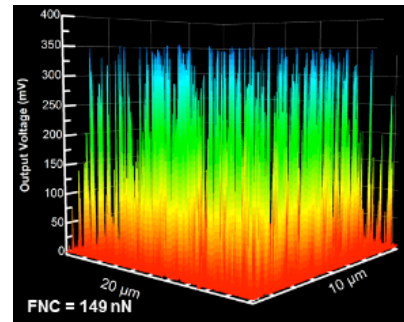


Figure 2. 3D representation of output voltage generated by GaN NW array under the constant bending force (149 nN) of the AFM tip.

2.2. Piezoelectric potential of single GaN nanowire

The piezoelectric properties of single GaN NWs were investigated by atomic force microscopy (AFM) equipped with an adapted home-made Resiscope module [5]. By scanning over the array of vertical NWs, the conductive AFM tip bends the NWs and at the same time records the output voltage piezo-generated by the nanostructures in response to their deformation [6,7]. Figure 2 shows a 3D representation of the output voltage generated by GaN NWs and collected by the AFM for normal constant force of 149 nN. The average and maximum outputs are respectively 228 ± 120 mV and 350 mV.

3. Fabrication and characterization of rigid piezogenerators

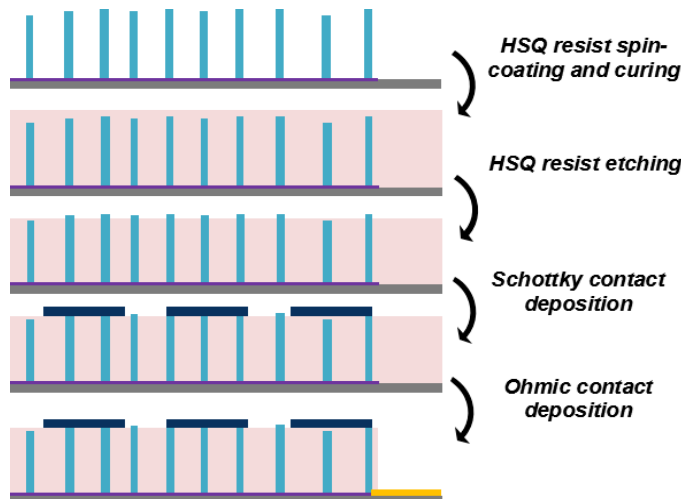


Figure 3. Process steps to realize rigid piezogenerator device from self-assembled NWs

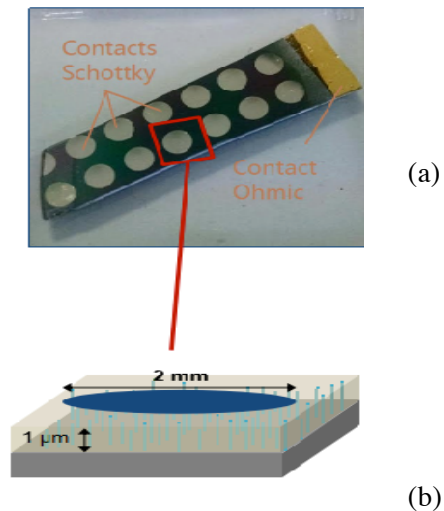


Figure 4. (a) Optical image of a piezogenerator based on a GaN NWs array (b) Schematics of the device.

3.1 Fabrication of rigid piezogenerators

To fabricate rigid devices, the as grown NW arrays are encapsulated into spin-on glass (HSQ), which is annealed at 400 °C so as to insure the transmission of the applied deformation to the NWs in a

homogeneous way, while conferring a mechanical stability to the ensemble. Then the NW tops are uncovered by doing reactive ion etching and the Schottky contact is deposited, though a shadow-mask, on the NW top side. Finally, an ohmic contact is directly deposited on the substrate (Figure 3).

3.2 Characterization of rigid piezogenerators

The device (Figure 4(a)) is tested by using a cyclic flexion strain setup showed in Figure 5(a). The measured device is fixed at two extremes, and is deformed by the applied force in the middle. Due to the difference of thickness between the substrate ($350 \mu\text{m}$) and the active layer ($\sim 1 \mu\text{m}$), and thanks to the strong mechanical adherence of the HSQ matrix to the NWs, the lateral bending of the device can induce a stretching of the matrix, thus a thinning of the active layer as the consequence of the volume conservation. This matrix deformation is transmitted to the embedded GaN NWs leading to their homogeneous compression, as illustrated on Figure 5(b).

Figure 6 presents the output voltage generated and synchronized with the magnitude of the force applied to bend the device. We can observe a clear correlation between the deformation and generation. The solicitation is conducted at low frequency, 3Hz and 6Hz separately. By considering the measuring circuit and device shape, we estimate an average output power density of 6.35 mW/cm^3 , and a maximum output power density of about 12.7 mW/cm^3 [8].

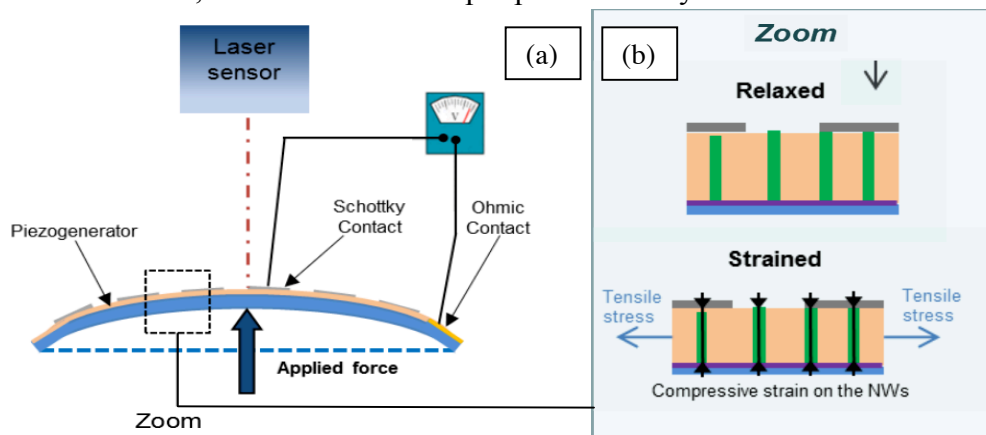


Figure 5. (a) Schematic of the setup used to characterize the GaN NW-based piezo-generator; The lateral bending of the generator induces a thinning and thus a compression of the active layer as illustrated in (b).

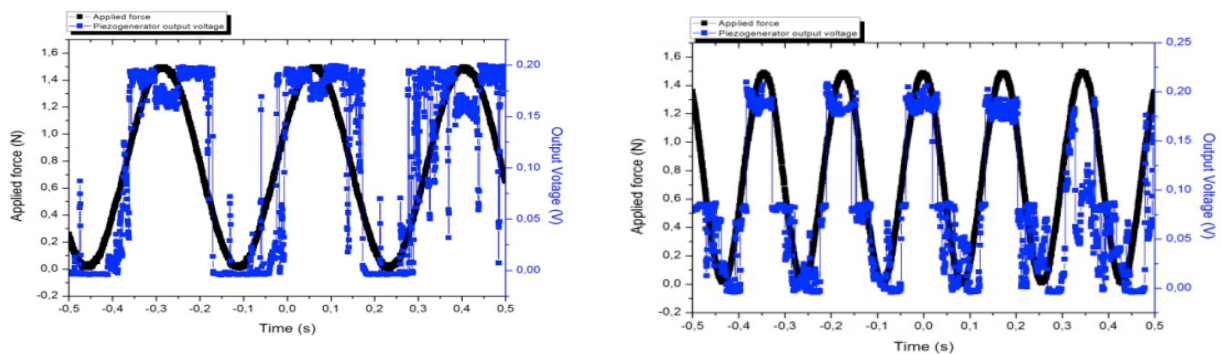
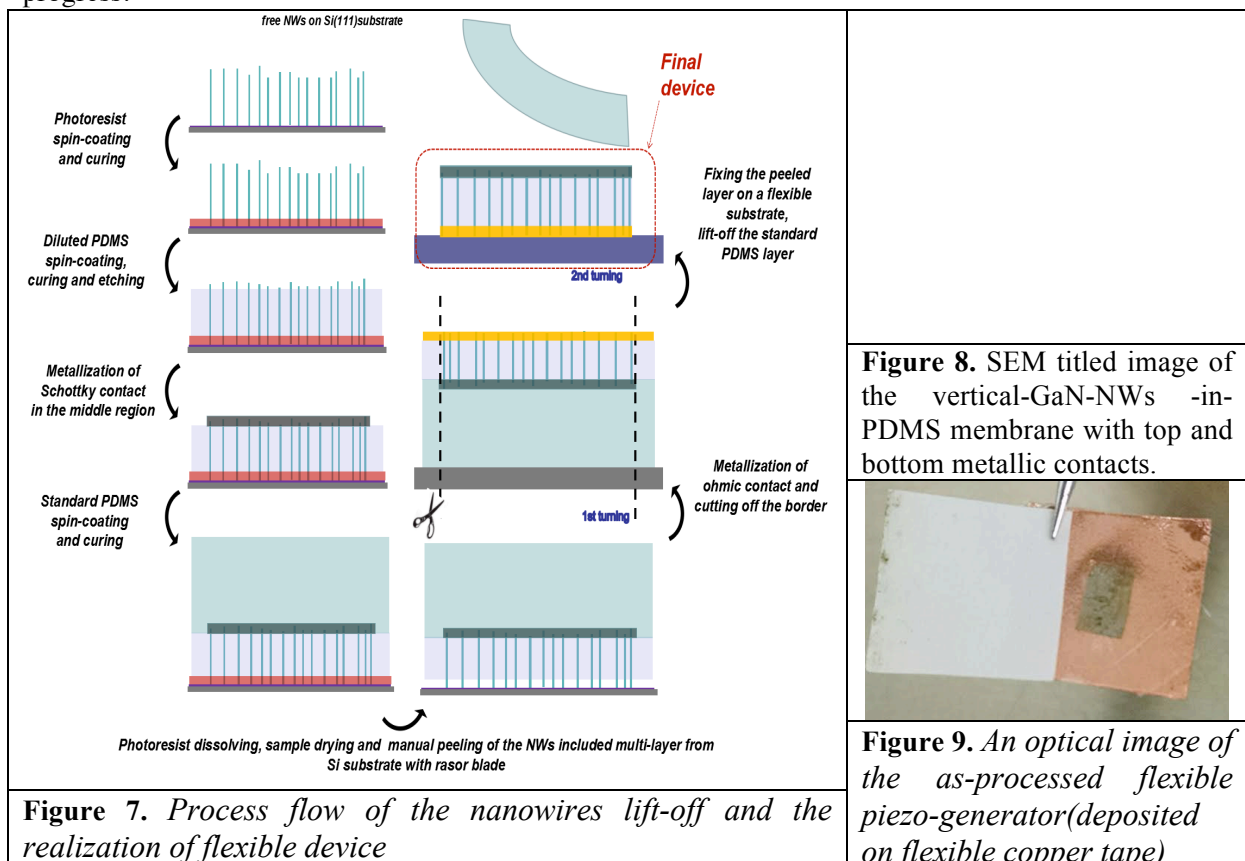


Figure 6. Output voltages generated by the piezo-generator as a function of its deformation for a bending cycle rate of 3 Hz (left) and 6 Hz (right).

4. Flexible piezogenerator

The flexibility enables the integration of devices on different objects with arbitrary shape and offers prospects for medical applications. To achieve flexible nanowire generators while keeping the advantages of vertical control-by-design NW arrays, we develop a fabrication method based on PDMS encapsulation, lift-off and transfer to a flexible substrate.

First, we embedded the root part of the NWs in a very thin layer of photoresist. Then, diluted PDMS is spin-coated on the NWs and fully encapsulates the NWs array. By doing reactive ion etching, we uncover the top part of the NWs from PDMS layer with a free part length of about 100 nm. Then, a Schottky contact is deposited to fully cover the summits of the NWs, followed by another thick layer of PDMS in order to thicken the structure and facilitate its manipulation. After a short annealing and a submersion of the whole sample in acetone, we use a razor blade to peel the sandwich structure off the substrate and fix the membrane up-side down on another rigid substrate. Making sure that the entire membrane is generally flat over the substrate, we deposit ohmic contact on the NW base part. Finally, the membrane is again flipped and fixed on a flexible substrate. It is easy to get rid of the PDMS thick layer on the other side by simple mechanic lift-off after the sticking step. In this way, we can obtain a vertical-NWs-in-PDMS membrane with metallic contacts on both top and bottom sides of the layer (Figure 7). A SEM tilted image of this membrane is shown in figure 8 and in figure 9, an optical image of the final device. The characterization of these flexible NW-based piezo-generators is in progress.



References

- [1] M. Minary-Jolandan, R. A. Bernal, I. Kuljanishvili, V. Parpoil, H. D. Espinosa, "Individual GaN nanowires exhibit strong piezoelectricity in 3D", *Lett.* 12, 970 (2012)

- [2] R. Agrawal and H. D. Espinosa, "Giant Piezoelectric Size Effects in Zinc Oxide and Gallium Nitride Nanowires. A First Principles Investigation", *Nano Lett.* 11, 786 (2011)
- [3] L. Largeau, E. Galopin, N. Gogneau, L. Travers, F. Glas, J.-C. Harmand, "N-Polar GaN Nanowires Seeded by Al Droplets on Si(111)", *Cryst. Growth Des.* 12, 2724 (2012)
- [4] O. Schneegans, P. Chrétien, F. Houzé, French Patent FR 10 01940, 05/05/2010, international PCT WO 2011/138738, 10/11/20
- [5] L. Largeau, D. L. Dheeraj, M. Tchernycheva, G. E. Cirlin, J.-C. Harmand, "Facet and in-plane crystallographic orientations of GaN nanowires grown on Si(111)", *Nanotechnology* 19, 155704 (2008)
- [6] N. Gogneau, P. Chrétien, E. Galopin, S. Guilet, L. Travers, J.-C. Harmand, F. Houzé, "GaN nanowires for piezoelectric generators", *Phys. Stat. Sol. RRL*, DOI 10.1002/pss.201409105
- [7] N. Gogneau, P. Chrétien, E. Galopin, S. Guilet, L. Travers, J.-C. Harmand, F. Houzé, "Impact of the GaN nanowire polarity on energy harvesting", *Appl. Phys. Lett.* 104, 213105 (2014)
- [8] N. Jamond, P. Chrétien, F. Houzé, L. Lu, L. Largeau, O. Maugain, L. Travers, J. C. Harmand, F. Glas, E. Lefeuvre, M. Tchernycheva, N. Gogneau, "Piezo-Generator Integrating Vertical Array of GaN Nanowires", *Nanotechnology* 27, 325403(2016)