



**HAL**  
open science

# Structural, electronic and magnetic properties of $P_{n+1}$ and $FeP_n$ ( $n = 1-14$ ) clusters

S. Mahtout, N. Amatousse, Franck Rabilloud

## ► To cite this version:

S. Mahtout, N. Amatousse, Franck Rabilloud. Structural, electronic and magnetic properties of  $P_{n+1}$  and  $FeP_n$  ( $n = 1-14$ ) clusters. Computational and Theoretical Chemistry, 2017, 1122, pp.16 - 26. 10.1016/j.comptc.2017.10.010 . hal-01653130

**HAL Id: hal-01653130**

**<https://hal.science/hal-01653130>**

Submitted on 12 Mar 2021

**HAL** is a multi-disciplinary open access archive for the deposit and dissemination of scientific research documents, whether they are published or not. The documents may come from teaching and research institutions in France or abroad, or from public or private research centers.

L'archive ouverte pluridisciplinaire **HAL**, est destinée au dépôt et à la diffusion de documents scientifiques de niveau recherche, publiés ou non, émanant des établissements d'enseignement et de recherche français ou étrangers, des laboratoires publics ou privés.

# Structural, electronic and magnetic properties of $P_{n+1}$ and $FeP_n$ ( $n=1-14$ ) clusters

S. MAHTOUT<sup>a</sup>, N. AMATOUSSE<sup>a</sup> and F. RABILLOUD<sup>b</sup>

<sup>a</sup>*Laboratoire de Physique Théorique, Faculté des Sciences Exactes, Université de Bejaia,  
06000 Bejaia, Algérie.*

<sup>b</sup>*Univ Lyon, Université Claude Bernard Lyon 1, CNRS, Institut Lumière Matière, F-69622,  
Villeurbanne, France*

*Corresponding authors: mahtout\_sofiane@yahoo.fr, franck.rabilloud@univ-lyon1.fr*

## Abstract:

Density functional theory calculations have been performed to study the geometrical structures, relative stabilities, electronic and magnetic properties of  $P_{n+1}$  and  $FeP_n$  clusters in the range of  $n = 1$  to 14 atoms. The search of the lowest-energy isomers has been performed by considering lots of structures for each clusters sizes. The putative geometries show that the frameworks of the lowest-energy isomers are three-dimensional structures and Fe atom tends to be located at an endohedral position from size  $n = 7$ . The growth pattern behaviors and relative stabilities are analyzed from the binding energies, second-order difference of energies, and HOMO-LUMO energy gaps. Doping with Fe atom enhances the stability of the  $P_n$  clusters. The HOMO-LUMO gaps are significantly affected after the introducing of a Fe atom into a phosphorus cluster. The vertical ionization potential (VIP), vertical electron affinity (VEA) and chemical hardness ( $\eta$ ) are also calculated and discussed. The total spin magnetic moment analyses show that Fe atom can enhance dramatically the magnetic moment of the host cluster, but in some cases the magnetic moment is fully quenched. The total and partial density of states of clusters are discussed to understand the origin of these peculiar magnetic properties.

## 1. Introduction

During the last years, studies of small clusters have attracted a lot of interests, because of their specific physicochemical properties such as catalysis, optoelectronic responses, magnetism, and cluster assembled interfaces. It is very known that clusters properties may strongly be affected by the size, shape, or composition, and the matter at nanometric or subnanometric sizes is likely to behave differently than it does in bulk. Therefore there is a need to characterize the changes in structural, electronic and magnetic properties with the cluster size and cluster composition. But as the cluster size increases the number of possible isomers become very important so that searching for the lowest isomer is a very challenging task. [01]

It is very know that the bulk phosphorus shows several crystalline phases namely orthorhombic, pentagonal, rhombohedral and amorphous phase structures. The color and the properties of the phosphorus materials depend on these different phases. In the literature, numbers of theoretical and experimental studies on the pure and doped phosphorus clusters have been made and the evolutions of their properties have been discussed by several authors [02-26] because of their potential applications. Bare phosphorus and binary phosphide clusters have been generated from laser ablation and further investigated [02-06]. From the

theoretical point of view, most investigations have been performed using density functional theory (DFT) calculations. Amongst them, Wang et al. [07] have investigated very small phosphorus clusters  $P_n$  ( $n=1-6$ ) with the DZP++ basis set, and they found that the structure of  $P_n$  clusters are planar for  $P_2$  and  $P_3$  in the neutral states and they are generally planar for all the anionic  $P_n$  clusters with size  $n=1-5$ . Neutral, cationic and anionic  $P_n$  ( $n=5, 7, 9$ ) clusters are given by Chen et al. [08] by using the hybrid exchange and correlation functional B3LYP. They found that the cationic cluster prefers the structure with P atoms in four-fold coordination and the planar pentagonal structure is a common unit in phosphorus clusters. Using the PM3 semi-empirical method and DFT calculations in the search for isomers of neutral  $P_8$  and cationic  $P_9$ , Chen et al. [10] have showed that the tridimensional cage-shape structures are more stable than the planar ones while the structures with a large planar ring are poorly stable. Han and Morales [11] showed that fullerene-like phosphorus clusters are unstable with respect to dissociation into  $P_4$ . The ground-state structures of neutral, cationic, and anionic phosphorus clusters in the range size of  $n= 2$  to 15 atoms have been investigated at DFT level [03,09], and it was found that in the anionic and cationic states, the clusters with odd number of atoms are more stable than those with even number of atoms, while the most stable clusters in neutral systems are even-numbered. Heterogeneous clusters containing phosphorous atoms have already been considered in previous works. Among them, one can found  $In_nP_n$  [12],  $N_nP_m$  [13],  $C_nP_m$ ,  $Si_nP_m$ ,  $B_nP_m$ ,  $Al_nP_m$  [06]. Aluminum phosphides have been more intensively investigated. In their different contributions, Guo et al. [14-16] have investigated the structures and stability of a number of isomers of small  $Al_nP_m$  clusters in the neutral, cationic and anionic states at DFT level and they showed that singlet structures have higher symmetries than those of doublet structures. In a more recent work on the structural and electronic properties of  $AlP_n$  ( $2 \leq n \leq 12$ ) clusters, Guo [17] have showed that the lowest-energy geometries for  $AlP_n$  clusters favor a peripheral position for Al, while  $AlP_5$  and  $AlP_7$  are found to have relative high stabilities. The effects of P substitutions on the octahedral Fe cluster have been recently investigated at DFT level and it was shown that the change in binding energies is due to the charge transfer from Fe to P atoms [18].

Despite of numbers of previous studies, most of the studies on the  $P_n$  clusters have been focused on searching for the lowest-energy structures of very small clusters ( $n<10$ ) and less effort has been devoted to larger size clusters. On the other hand and to the best of our knowledge, a systematic investigation of the phosphorus clusters doped by transition metal Fe atoms has not been reported yet. In the present work, we systematically investigate the structural, electronic and magnetic properties of  $P_{n+1}$  and  $FeP_n$  clusters, in the range of size  $n=1$  to  $n=14$  atom, by using first principles calculations. In order to explore the physical and chemical properties such as catalysis, electronic and magnetic behavior, it is first very important to obtain the best geometrical structures of phosphorus and transition metal Fe doped phosphorus clusters. Our attention is focused on the geometric structures and the size-dependence of the stability, electronic and magnetic properties of bare and iron doped phosphorus clusters. We first explore the equilibrium geometries, binding energies and electronic properties of pure  $P_{n+1}$  clusters ( $n = 1-14$ ). Then, we examine the influence of the substitution of one P atom by one Fe atom on the clusters properties. In the next section, we give a brief description of the theoretical method and computational details. Results and discussions are presented in section 3.

## 2. Computational details

Calculations were performed with *ab initio* density functional theory calculations implemented in SIESTA package [27] to find the lowest-energy structure for a given cluster size. The SIESTA code uses a localized numerical pseudo-atomic orbitals basis set and norm-conserving pseudopotentials. Here we used the norm conserving Troullier-Martins pseudopotentials type [28] with a double zeta  $\zeta$  (DZ) basis set for P atoms and a double zeta  $\zeta$  with polarization function (DZP) basis set for Fe atom. The generalized gradient approximation formulated by Perdew, Burke, and Ernzerhof (PBE) is used for the exchange correlation energy functional [29]. All calculations were spin-polarized. We used a convergence criterion of  $10^{-4}$  Hartree on the total energy for the self-consistent field calculations. A large cubic cell of 40 Å edge lengths with a periodic boundary condition is taken in order to avoid interactions between neighboring clusters and the  $\Gamma$  point approximation for the Brillouin zone sampling is considered. The total spin magnetic moments of these structures were obtained by Mulliken population analysis.

Geometry relaxations were performed using the conjugated gradient method and without any symmetry constraints. The number of geometric isomers or local minima increases exponentially with the cluster size. For this reason, lots of putative isomers including some high and low symmetries were relaxed for each cluster size. Amongst them, some initial structures of  $P_{n+1}$  and metal-doped  $P_n$  clusters were taken from literature. Also, the putative structures of  $FeP_n$  were obtained by local relaxation after the substitution of one P atom by Fe atom in several isomers of the original pure  $P_{n+1}$  cluster. The different initial positions of the P atom in the  $P_{n+1}$  clusters lead to different  $FeP_n$  isomers. But the search for the lowest isomer cannot include a global optimization procedure of the potential energy surface, and we cannot be sure that a more stable structure than those found in our calculations does not exist. In the next section, we only show the best calculated structures for each cluster size.

The validity of current computational method was tested on  $Fe_2$  and  $P_2$  dimers as benchmark systems. The obtained results, reported in table 1, show good agreement with available calculated and experimental data.

### 3. Results and discussions

#### 3.1. Structural analysis

By using the computation scheme described above, we have explored a number of isomers and determined the lowest energy structures for  $P_{n+1}$  and  $FeP_n$  clusters with  $n = 1-14$  atoms. The obtained structures are shown in Fig 01 and Fig 02. Symmetry and others physical data of the different structures of  $P_{n+1}$  and  $FeP_n$  ( $n = 1-14$ ) clusters are summarized in Table 2 and 3 respectively. In the present level of calculation, the  $P_2$  dimer has an equilibrium bond distance of 1.944 Å and binding energy of 1.979 eV per atom. Our results are very close to those obtained in other previous theoretical calculations [07, 09]. Our calculated equilibrium distance of 1.944 Å slightly overestimates the experimental data of 1.893 Å (Table 1). The  $FeP$  dimer with a bond length of 2.126 Å and a binding energy of 1.352 eV is less stable than the  $P_2$  dimer.

The comparison between  $P_{n+1}$  and  $FeP_n$  clusters highlights a structural reconstruction following the substitution of a P atom by a Fe atom since the doping atoms tends to maximize the number of bonds. In the case of  $P_n$  clusters with  $n=3-5$ , our results are in good agreement with those of reported by Wang et al. [07] and Guo et al. [09], namely a linear structure for  $P_3$ ,

the tetrahedral triangular pyramid structure with  $T_d$  symmetry for the tetramer  $P_4$  and a distorted rectangular pyramid structure with  $C_{2v}$  symmetry for  $P_5$  cluster. The most stable structure of the trimer  $FeP_2$  is an isosceles triangle in which the single Fe atom occupies the apex angle of  $59.5^\circ$  while the identical Fe-P bonds length are  $2.227 \text{ \AA}$ . The Fe-P bond length is slightly less than the P-P bond length  $2.201 \text{ \AA}$  in the corresponding  $P_3$  cluster. In the case of  $FeP_3$  tetramer, the most stable structure is the tridimensional butterfly structure (labeled a in Fig 3) with  $C_s$  symmetry. The Fe-P bond distance of  $2.186 \text{ \AA}$  is shorter than the P-P bond distance of  $2.382 \text{ \AA}$  observed in the corresponding  $P_4$  cluster. In the case of  $FeP_4$  clusters, the capped butterfly structure with  $C_s$  symmetry is the most stable. The average Fe-P bond distance of  $2.184 \text{ \AA}$  is shorter than the P-P bond distance of  $2.429 \text{ \AA}$ . The significant reduction in the bond length when P is substituted by Fe and the valence orbitals interactions of Fe with the neighboring P atoms leads to a stronger stability. A cuneane-like structure with  $C_{2v}$  symmetry is the most stable in the case of  $P_6$  clusters. However, this structure is no longer stable when a P atom is substituted by a Fe atom. The most stable isomer of  $FeP_5$  cluster consists of a pentagonal pyramid structure with  $C_{5v}$  symmetry where the Fe atom occupies the top position on the pentagonal plane bases formed by the P atoms. The calculated average P-P and Fe-P bond distances are  $2.340 \text{ \AA}$  and  $2.347 \text{ \AA}$  respectively.

From  $n=6$  to  $n=14$ , the Fe atom is found to occupy a central position and to be highly coordinated to the neighboring P atoms so that the most stable isomer of  $FeP_n$  strongly differs from the counterpart  $P_{n+1}$  and can be seen as an open or closed cage where Fe is encapsulated inside a phosphorus cage. A tridimensional distorted hexagonal structure with Fe atom located at the center of a  $P_6$  skeleton is the ground-state isomer of  $FeP_6$  clusters. Its point group symmetry is  $C_2$ . The average Fe-P and P-P bond lengths are  $2.389$  and  $2.498 \text{ \AA}$  respectively. A more compact structure with three distorted pentagonal faces and a Fe atom highly coordinated located at the center of  $P_7$  cage is obtained for  $FeP_7$  clusters. Its point group symmetry is  $C_{3v}$ . The ground state structure of  $FeP_8$  is formed by two pentagons of P atoms with a highly coordinated Fe atom at the top of the structure. It belong  $C_{2v}$  point group symmetry. In the case of  $FeP_9$  a multiface pentagonal structure with  $C_1$  symmetry is obtained. The Fe atom which occupies a center of pentagon face are highly coordinated with 7 neighboring P atoms. The corresponding most stable pure  $P_{10}$  cluster presents a prolate-like structure and  $C_{2v}$  symmetry. From  $n=10$  to  $n=12$ , the ground states isomers of  $FeP_{10}$ ,  $FeP_{11}$  and  $FeP_{12}$  clusters show somewhat similar structures where two subunits of P atoms are linked by a central highly coordinated Fe atom. They significantly differ from the counterparts  $P_{11}$ ,  $P_{12}$  and  $P_{13}$  clusters that present a prolate-like structure without any core atoms. In the case of  $FeP_{13}$  cluster, a like spherical structure with Fe atom located inside a  $P_n$  cage is obtained. The best isomer of the  $P_{14}$  cluster is constituted by a multifaceted pentagonal blocs without core atoms. A prolate-like structure with a central Fe atom highly coordinated and a  $C_{2v}$  symmetry is obtained for  $FeP_{14}$  cluster.

### 3.2. Relative stability and electronic properties

In order to understand the relative stability of  $P_{n+1}$  and  $FeP_n$  clusters, we present the average binding energy per atom and the second-order differences of energies. The average binding energies are obtained by the following formulas:

$$E_b(P_{n+1}) = ((n+1) E(P) - E(P_{n+1})) / (n+1),$$

$$E_b(FeP_n) = (n E(P) + E(Fe) - E(FeP_n)) / (n+1),$$

where  $E(P)$  and  $E(Fe)$  are the single atom energies for P and Fe, and  $E(P_{n+1})$  and  $E(FeP_n)$  are the total energies for  $P_{n+1}$  and  $FeP_n$ , respectively. The obtained results are summarized in tables 2 and 3. The size dependence for the lowest energy structures is shown in Fig. 03. It can also be seen that the average binding energies of  $P_{n+1}$  and  $FeP_n$  clusters globally increase with cluster size. This means that these clusters can continuously gain energy during the growth process. The doping Fe atom in the  $P_n$  clusters significantly enhances the stability of the phosphorus framework. A pronounced peaks in the binding energies of  $FeP_n$  clusters are observed at  $n = 5, 8$  and  $11$  implying that these clusters are more stable than the others.

The second-order energy difference ( $\Delta_2E$ ) of the cluster total energy is a sensitive parameter that reflects the relative stability of clusters. Experimentally it can be directly compared to the relative abundance of the corresponding cluster in mass spectroscopy experiments. The  $\Delta_2E$  value was calculated by using the following formulae:

$$\begin{aligned}\Delta_2E(P_{n+1}) &= E(P_{n+2}) + E(P_n) - 2E(P_{n+1}), \\ \Delta_2E(FeP_n) &= E(FeP_{n+1}) + E(FeP_{n-1}) - 2E(FeP_n),\end{aligned}$$

where  $E$  is the total energy of the relevant systems. The obtained results are plotted in Fig. 04. Neutral phosphorus clusters with even number of atoms are most stable than clusters with odd number of atoms, consistently with the even-odd alternation measured in mass spectra [04, 06]. In contrast, the even-odd alternation is no longer observed for  $FeP_n$  cluster, but pronounced positive peaks of  $\Delta_2E$  are obtained at  $n = 5, 8$  and  $11$ , indicating these clusters have special stability compared to the others.

The vertical ionization potential (VIP) is also a good parameter that can characterize the stability of small clusters and could be compared to experiment even if to our knowledge no experimental data are available nowadays. The VIP is defined as:

$$VIP = E^+ - E$$

where  $E$  is the total energy of the neutral cluster and  $E^+$  is the total energies of the cationic clusters respectively with the same geometry as the corresponding neutral cluster. In Fig. 05 we show the size dependence of VIP for the most stable  $P_{n+1}$  and  $FeP_n$  clusters. A very large value is observed for pure  $P_3$ , then the VIP of  $P_{n+1}$  shows an oscillating behavior and a decreasing tendency. For  $FeP_n$  clusters, VIP shows a smaller size dependence even if a higher value is observed at  $n=3, 5, 8$ . From  $n = 11$ , VIP shows a slow tendency to increase with  $n$ , and  $FeP_{14}$  has a higher VIP than  $Fe_{15}$ .

The vertical electron affinity (VEA) is the difference in the energy between the anionic and neutral clusters, both calculated at the geometry of the neutral species. The obtained VEA for the ground state structures of  $P_{n+1}$  and  $FeP_n$  clusters are shown in Fig. 06. In chemical reactivity, large values of electron affinity mean that the corresponding clusters are likely to accept an electron. For  $P_{n+1}$  clusters, our calculated VEA values are usually found to be 0.3–0.8 eV smaller than the experimental electron detachment energies of the anion  $P_n^-$  [02]. We observe an odd-even alternation, except for  $n=5$ , and an increasing tendency as a function of the size. The clusters with odd number of atoms have higher VEA than those with even number of atoms. This means that the clusters with even number of atoms become less stable after it acquired an electron comparatively to the clusters with odd numbers of atoms. For  $FeP_n$  clusters the VEA increases with the increasing  $n$ . Adding an electron to a very small

FeP<sub>n</sub> clusters will lead to a strong instability, while larger (n>8) clusters have a high VEA of about 3 eV or higher.

The Chemical hardness is a quantity that can characterizes the relative stability of clusters. It is calculated from VIP and VEA values for each cluster according to the definition of hardness of Parr and Pearson [41, 42]. The chemical hardness  $\eta$  is defined as:

$$\eta = VIP - VEA.$$

Values of  $\eta$  for all P<sub>n+1</sub> and FeP<sub>n</sub> clusters are summarized in Table 2 and 3 and its evolution for the lowest-energy structures are plotted in Fig. 07. Local maxima of chemical hardness appear for odd values of n for pure P<sub>n+1</sub> clusters, indicating that the phosphorus clusters with even number of atoms are more stable and less reactive than their neighboring with odd number of atoms. In cases of FeP<sub>n</sub> clusters, FeP<sub>3</sub>, FeP<sub>5</sub> and FeP<sub>8</sub> show a relative high stability comparing to the other sizes.

The cluster which has a large gap between the highest occupied molecular orbital (HOMO) and lowest unoccupied molecular orbital (LUMO) have the high chemical stability. We have calculated the HOMO-LUMO gap as the minimum energy between the gap for alpha electrons and the gap for beta electrons. For both P<sub>n+1</sub> and FeP<sub>n</sub> clusters, the evolution of the HOMO-LUMO gaps with the size is shown in Fig. 08. While the gaps of P<sub>n+1</sub> show a strong dependence of the cluster size, those of FeP<sub>n</sub> clusters present a much more regular behavior. Pronounced peaks are found at n = 3, 7, 11 and 13 for pure phosphorus clusters and at n= 5, 8, 10 and 12 for iron doped phosphorus clusters suggesting a relative high chemical stability for these clusters.

### 3.3. Magnetic properties

In this section we describe the magnetic properties of the P<sub>n+1</sub> and FeP<sub>n</sub> clusters on the basis of the total spin magnetic moment and the partial density of states (PDOS). The obtained total spin magnetic moments for all clusters are reported in table 2 and Table 3. In Fig. 09, we compare the total spin magnetic moments of the most stables structures of both P<sub>n+1</sub> and FeP<sub>n</sub> clusters. Magnetic moments of the pure phosphorus clusters show a perfect odd-even behavior since the clusters with even number of P atoms exhibit nonmagnetic moment while the clusters with odd number of P atoms have a total spin magnetic moment of 1  $\mu_B$ . As expected the magnetic moments are stronger for iron doped clusters. The total magnetic moment is maximum for FeP<sub>4</sub> and FeP<sub>10</sub> with the value of 4  $\mu_B$ . As a matter of fact it is the value of the isolated Fe atom. However the total magnetic moment is quenched in FeP<sub>7</sub> and FeP<sub>13</sub> with the minimal value of 1  $\mu_B$ . In these structures, Fe is totally encapsulated inside a closed cage. Interestingly, there is clear correlation between the total magnetic moment and the surrounding of Fe. The more Fe is surrounded by phosphorus atoms, the more the magnetic moment is quenched.

In order to explain the real origin of the total spin magnetic moment of different species we explore the contribution of valence orbitals to the total magnetic moment by analyzing of their partial density of states (PDOS). We report in Fig. 10 the projected density of states of the lowest energy structures of P<sub>2</sub>, P<sub>3</sub>, FeP<sub>1</sub>, FeP<sub>4</sub> and FeP<sub>7</sub> clusters. As we can see, there is no magnetic moment due to the valence orbital in phosphorus P<sub>2</sub> clusters. This

behavior is observed for all the clusters with even number of atoms. However, in the  $P_3$  cluster, the total spin magnetic moment is mainly due to the 3p orbital. In the case of  $FeP_n$  clusters, we first examine the  $FeP_4$  cluster which presents a high value of magnetic moment. For better understanding the contribution of each species, we show separately the contribution of each species to the total spin magnetic moment in Fig. 10. We observe that the total spin magnetic moment of  $FeP_4$  cluster is mainly originated from the 4d state of Fe atom, with small contributions from the 3p of P atoms and 4s of Fe atom. In contrary, in the case of  $FeP_7$  clusters, we observe that there is no contribution of Fe atom to the total magnetic moment. This means that the spin magnetic moment of Fe atom, which is located at the center of the cluster, is completely quenched by the  $P_n$  cage. This should be due to orbital hybridizations and charge transfers. Interestingly, the smallest value of  $1 \mu_B$  is due to the 3p orbital of P atoms. The same behavior is observed for  $FeP_{13}$  cluster where the Fe atom is located at the center of  $P_n$  cage.

#### 4. Conclusion

Ab initio calculations in the framework of density functional theory have been performed to study the geometries, stabilities, and electronic and magnetic properties of  $P_{n+1}$  and  $FeP_n$  ( $n=1-14$ ) clusters. The lowest-energy structures and some low-lying isomers have been identified for both pure and iron doped phosphorus clusters. The lowest-energy structures of iron doped clusters significantly differ from those of bare phosphorus clusters since  $GeP_n$  clusters usually adopt endohedral structures where Fe is surrounded by P atoms, leading to open or closed cagelike structures. Relative stabilities were analyzed through binding energies, second-order difference of energies, and HOMO-LUMO energy gaps. Ionization potentials, vertical electron affinities and chemical hardness were also calculated and discussed. The substitution of a P atom by a Fe atom usually enhances the magnetic moment of the host cluster, but in some cases the magnetic moment is fully quenched ( $FeP_7$  and  $FeP_{13}$ ). The total (DOS) and partial (PDOS) density of states of clusters was discussed to understand the origin of these peculiar magnetic properties.

Our theoretical study gives important information for better understanding the influence of a transition metal Fe atom and the change on the properties of small systems of phosphorus. We hope that the relevant information will provide strong motivation for further experimental and theoretical researches.

#### Acknowledgments

The Pôle Scientifique de Modélisation Numérique at Lyon, France, and the GENCI-IDRIS (Grant No. i2016086864) center are thanked for generous allocation of computational time.



## References

- [01] Alonso J A, Structure and Properties of Atomic Nanoclusters, Imperial College Press; 2<sup>nd</sup> edition (August 23, 2011).
- [02] Jones R O, Gantefor G, Hunsicker S, Pieperhoff P, Structure and spectroscopy of phosphorus cluster anions: Theory (simulated annealing) and experiment (photoelectron detachment), 1995 *J. Chem. Phys.* **103** 9549-9562.
- [03] Chen M D, Chen Q B, Liu J, Zheng L S, Zhang Q E, Parity Alternation of Ground-State  $P_n^-$  and  $P_n^+$  ( $n = 3-15$ ) Phosphorus clusters, 2007 *J. Phys. Chem. A* **111** 216-222.
- [04] Bulgakov A V, Bobrenok O F, Kosyakov V I, Laser ablation synthesis of phosphorus clusters, 2000 *Chem. Phys. Lett.* **320** 19-25.
- [05] Yang S, Mu L, Kong X, Collision-induced dissociation mass spectrometry of phosphorus cluster anions  $P^{2-m+1}$  ( $3 \leq m \leq 20$ ), 2016 *Int. J. Mass Spec.* **399-400** 27-32.
- [06] Liu Z Y, Huang R B, Zheng L S, Bare phosphorus and binary phosphide cluster ions generated by laser ablation, 1996 *Z. Phys. D* **38** 171-177.
- [07] Wang D, Xiao C, Xu W, The phosphorus clusters  $P_n$  ( $n=1-6$ ) and their anions: Structures and electron affinities, 2006 *J. Mol. Struct.: THEOCHEM* **759** 225-238.
- [08] Chen M D, Huang R B, Zheng L S, Zhang Q E, Au C T, A theoretical study for the isomers of neutral, cationic and anionic phosphorus clusters  $P_5$ ,  $P_7$ ,  $P_9$ , 2000 *Chem. Phys. Lett.* **325** 22-28.
- [09] Guo L, Wu H, Jin Z, First principles study of the evolution of the properties of neutral and charged phosphorus clusters, 2005 *J. Mol. Struct.: THEOCHEM* **677** 59-66.
- [10] Chen M D, Huang R B, Zheng L S, Au C T, The prediction of isomers for phosphorus clusters  $P_8$  and  $P_{19}$ , 2000 *J. Mol. Struct.: THEOCHEM* **499** 195-201.
- [11] Han J G, Morales J A, A theoretical investigation on fullerene-like phosphorus clusters, 2004 *Chem. Phys. Lett.* **396** 27-33.
- [12] Wang L, Zhao J, Lowest-energy structures and photoelectron spectra of  $In_nP_n$  ( $n = 1-12$ ) clusters from density functional theory, 2008 *J. Mol. Struct. THEOCHEM* **862** 133-137.
- [13] Valadbeigi Y, Phosphorus-doped nitrogen clusters ( $N_nP_m$ ): Stable high energy density materials, 2016 *Chem. Phys. Lett.* **645** 195-199.
- [14] Guo L, Wu H, Jin Z, Ab initio investigation of structures and stability of  $Al_nP_m$  clusters, 2004 *J. Mol. Struct.: THEOCHEM* **684** 67-73.
- [15] Guo L, Wu H, Jin Z, First principles study of the structure, electronic state and stability of  $Al_nP_m^+$  cations, 2004 *J. Mol. Struct.: THEOCHEM* **680** 121-126.
- [16] Guo L, Wu H, Jin Z, First principles study of the structure, electronic state and stability of  $Al_nP_m^-$  anions, 2004 *J. Mol. Struct.: THEOCHEM* **683** 43-50.
- [17] Guo L, Density Functional Study of Structural and Electronic Properties of  $AlP_n$  ( $2 \leq n \leq 12$ ) Clusters, 2013 *J. Clust. Sci.* **24** 165-176.
- [18] Nakazawa T, Igarashi T, Tsuru T, Kaji Y, Jitsukawa S, Density functional calculations for small iron clusters with substitutional phosphorus, 2011 *J. Nucl. Mat.* **417** 1090-1093.
- [19] Feng J N, Cui M, Huang X R, Otto P, Gu F L, Calculated properties of cationic phosphorus clusters  $P_{2n+1}^+$  with  $n = 3, 4, 5$ , and  $6$ , 1998 *J. Mol. Struct.: THEOCHEM*, **425** 201-206.
- [20] Huang R, Li H, Lin Z, Yang S, Experimental and Theoretical Studies of Small Homoatomic Phosphorus Clusters, 1995 *J. Phys. Chem.* **99** 1418-1423.
- [21] Andrews L, Mielket Z, Vibronic Absorption Spectra of  $P_4^+$  and  $P_3$  in Solid Argon, 1990 *J. Phys. Chem.* **94** 2348-2350.
- [22] Hiiser M., Schneider U, Ahlrichs R, Clusters of Phosphorus: A Theoretical Investigation, 1992 *J. Am. Chem. Soc.* **114** 9551-9559.

- [23] Chen M D, Li J T, Huang R B, Zheng L S, Au C T, Structure prediction of large cationic phosphorus clusters, 1999 *Chem. Phys. Lett.* **305** 439-445.
- [24] Nava P, Ahlrichs R, Theoretical Investigation of Clusters of Phosphorus and Arsenic: Fascination and Temptation of High Symmetries, 2008 *Chem. Eur. J.* **14** 4039-4045.
- [25] Chen M D, Li J T, Huang R B, Zheng L S, Au C T, Structure prediction of large cationic phosphorus clusters, 1999 *Chem. Phys. Lett.* **305** 439-445.
- [26] Kuang X, Wang X, Liu G, Geometrical structures and probable dissociation channels of  $\text{CrP}_m^+$  ( $m=2, 4, 6, 8$ ) clusters, 2010 *Physica B* **405** 3328-3333.
- [27] Ordejón P, Artacho E and Soler J M, 1996 *Phys. Rev. B (Rapid Comm.)* **53**, 10441; Soler J M, Artacho E, Gale J D, García A, Junquera J, Ordejón P, and Sánchez-Portal D, 2002 *J. Phys.: Condens. Matt.* **14**, 2745.
- [28] Troullier N and Martins J L, Efficient pseudopotentials for plane-wave calculations, 1991 *Phys. Rev. B* **43** 1993.
- [29] Perdew J P, Burke K, and Ernzerhof M, Generalized Gradient Approximation Made Simple, 1996 *Phys. Rev. Lett.* **77** 3865-3868.
- [30] Brassington N J, Edwards H G M, Long D A, The vibration-rotation Raman spectrum of  $\text{P}_4$ , 1981 *J. Raman Spectrosc.* **11** 346-348.
- [31] Huber K P, Herzberg G, Molecular Spectra and Molecular Structure IV. Constants of Diatomic Molecules, Van Nostrand Reinhold, New York (1979).
- [32] Nakazawa T, Igarashi T, Tsuru T, Kaji Y, Ab initio calculations of Fe-Ni clusters, 2009 *Comp. Mat. Sci.* **46** 367-375.
- [33] Harris J, Jones R O, Density functional theory and molecular bonding. III. Iron-series dimers, 1979 *J. Chem. Phys.* **70** 830-841.
- [34] Cheng H P, Ellis D E, Electronic structure, binding energies, and interaction potentials of transition metal clusters, 1991 *J. Chem. Phys.* **94** 3735-3747.
- [35] Ballone P, Jones R O, Structure and spin in small iron clusters, 1995 *Chem. Phys. Lett.* **233** 632-638.
- [36] Noro T, Ballard C, Palmer M H, Tatewaki H, The ground state of the  $\text{Fe}_2$  molecule, 1994 *J. Chem. Phys.* **100** 452-458.
- [37] Cervantes-Salguero K, Seminario J M, Structure and energetics of small iron clusters, 2012 *J Mol. Mod.* **18** 4043-4052.
- [38] Liang X Q, Deng X J, Lu S J, Huang X M, Zhao J J, Xu H G, Zheng W J, Zeng X C, Probing Structural, Electronic, and Magnetic Properties of Iron-Doped Semiconductor Clusters  $\text{Fe}_2\text{Ge}_n^{-1/0}$  ( $n = 3-12$ ) via Joint Photoelectron Spectroscopy and Density Functional Study, 2017 *J. Phys. Chem. C* **121** 7037-7046.
- [39] Montano P A, Shenoy G K, EXAFS study of iron monomers and dimers isolated in solid argon, 1980 *Solid State Commun.* **35** 53-56.
- [40] Purdum H, Montano P A, Shenoy G K, Morrison T, Extended-x-ray-absorption-fine-structure study of small Fe molecules isolated in solid neon, 1982 *Phys. Rev. B* **25** 4412-4417.
- [41] Parr R G, Yang W, Density functional theory of atoms and molecules. New York: Oxford University Press (1989).
- [42] Parr R G, Pearson R G, Absolute hardness: companion parameter to absolute electronegativity. 1983 *J. Am. Chem. Soc.* **105** 7512e6.

**Table 1** Bond length (Å) of P<sub>2</sub> and Fe<sub>2</sub> dimers: comparisons with other available experimental and theoretical data.

Dimer	Our work	Theoretical value	Experimental value
P <sub>2</sub>	1.944	1.874-1.923 <sup>a</sup> , 1.90 <sup>b</sup> ,	1.893 <sup>c</sup> , 1.890 <sup>d</sup>
Fe <sub>2</sub>	2.126	2.15 <sup>e</sup> , 2.10 <sup>f</sup> , 2.22 <sup>g</sup> , 2.06 <sup>h,i</sup> 2.003 <sup>j</sup> , 2.04 <sup>k</sup>	1.87 <sup>l</sup> , 2.02±0.2 <sup>m</sup>

<sup>a</sup> Ref. [07].

<sup>b</sup> Ref. [09].

<sup>c</sup> Ref. [30].

<sup>d</sup> Ref. [31].

<sup>e</sup> Ref. [32].

<sup>f</sup> Ref. [33].

<sup>g</sup> Ref. [34].

<sup>h</sup> Ref. [35].

<sup>i</sup> Ref. [36].

<sup>j</sup> Ref. [37].

<sup>k</sup> Ref. [38].

<sup>l</sup> Ref. [39].

<sup>m</sup> Ref. [40].

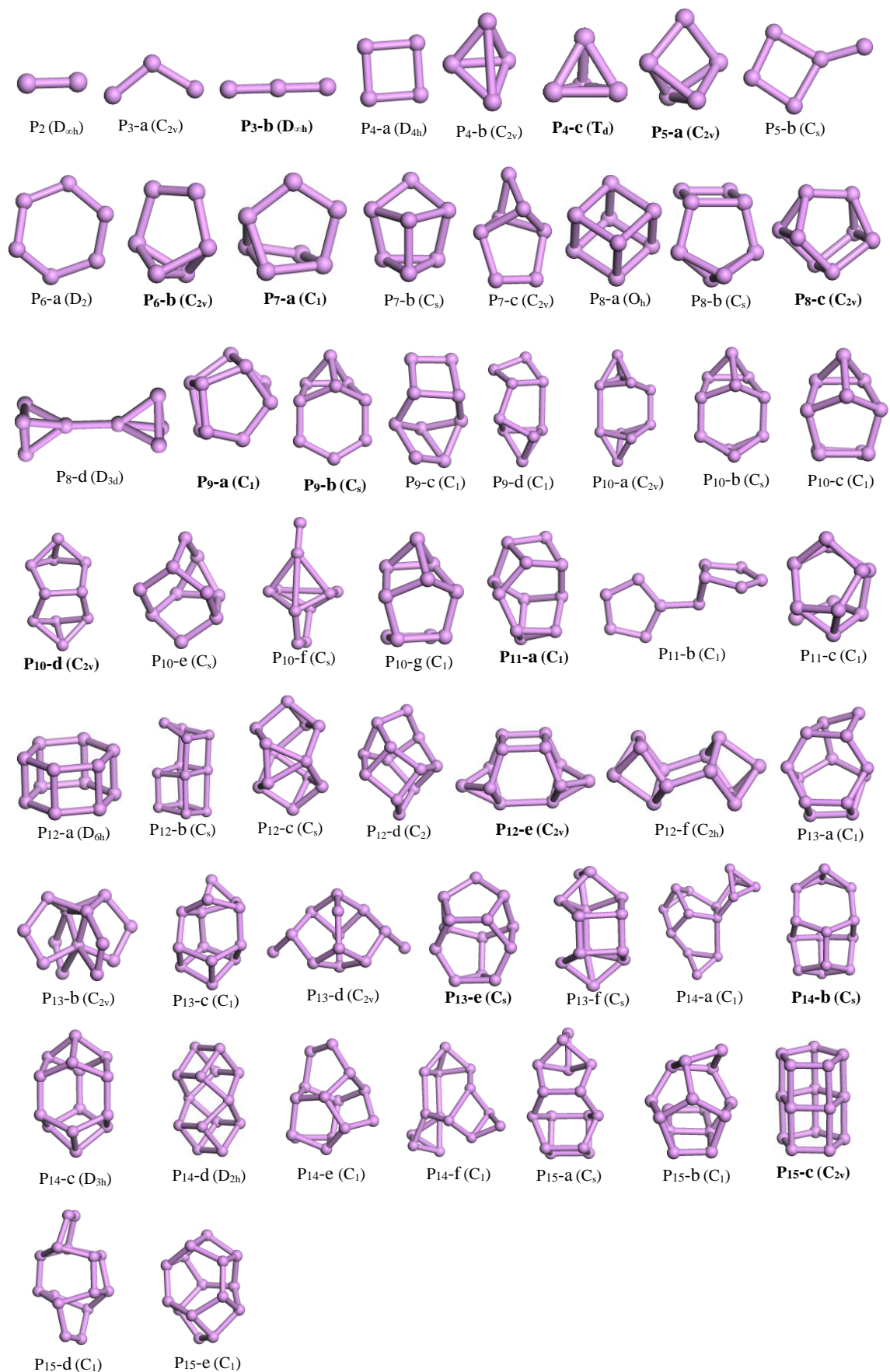
**Table 2** Symmetry group, Binding energy per atom  $E_b$  (eV/atom), HOMO-LUMO gap  $\Delta E$ (eV), total spin magnetic moments  $\mu$  ( $\mu_B$ ), Vertical Ionization Potential (VIP) (eV), Vertical Electronic Affinity (VEA) (eV), and Chemical Hardness  $\eta$  (eV) for  $P_{n+1}$  (n=1-14) clusters.

Cluster	Symmetry	$E_b$ (eV/atom)	$\Delta E$ (eV)	$\mu$ ( $\mu_B$ )	VIP (eV)	VEA (eV)	$\eta$ (eV)
P <sub>2</sub>	$D_{\infty h}$	1.979	3.416	0.000	10.723	0.198	10,525
P <sub>2</sub> -a	$C_{2v}$	1.579	1.711	3.000	7.797	1.949	5,848
P <sub>3</sub> -b	$D_{\infty h}$	<b>1.610</b>	<b>2.160</b>	<b>1.0000</b>	<b>7.999</b>	<b>2.471</b>	<b>5,528</b>
P <sub>4</sub> -a	$D_{4h}$	1.875	0.923	2.000	8.883	2.571	6,312
P <sub>4</sub> -b	$C_{2v}$	1.9223	1.932	2.000	8.350	1.850	6,500
P <sub>4</sub> -c	$T_d$	<b>2,246</b>	<b>4.434</b>	<b>0.000</b>	<b>9.678</b>	<b>0.433</b>	<b>9.245</b>
P <sub>5</sub> -a	$C_{2v}$	<b>2.120</b>	<b>1.847</b>	<b>1.000</b>	<b>8.048</b>	<b>1.778</b>	<b>6,270</b>
P <sub>5</sub> -b	$C_g$	1.897	0.131	1.000	7.630	2.823	4,807
P <sub>6</sub> -a	$D_2$	2.281	2.015	0.000	9.175	2.327	6,848
P <sub>6</sub> -b	$C_{2v}$	<b>2.316</b>	<b>1.546</b>	<b>0.000</b>	<b>8.574</b>	<b>1.918</b>	<b>6,656</b>
P <sub>7</sub> -a	$C_1$	<b>2.280</b>	<b>1.134</b>	<b>1.0000</b>	<b>8.239</b>	<b>2.866</b>	<b>5,373</b>
P <sub>7</sub> -b	$C_g$	2.252	0.911	1.000	8.419	3.020	5,399
P <sub>7</sub> -c	$C_{2v}$	2.219	1.288	1.000	8.319	2.438	5,881
P <sub>8</sub> -a	$O_h$	2.252	1.545	0.000	8.243	2.081	6,162
P <sub>8</sub> -b	$C_g$	2.346	1.738	0.000	8.540	2.009	6,531
P <sub>8</sub> -c	$C_{2v}$	<b>2.413</b>	<b>2.087</b>	<b>0.000</b>	<b>8,431</b>	<b>1.713</b>	<b>6,718</b>
P <sub>8</sub> -d	$D_{3d}$	2.250	4.110	0.000	8.701	0.558	8,143
P <sub>9</sub> -a	$C_1$	<b>2.326</b>	<b>1.072</b>	<b>1.000</b>	<b>7.985</b>	<b>2.825</b>	<b>5,160</b>
P <sub>9</sub> -b	$C_g$	<b>2.328</b>	<b>1.056</b>	<b>1.000</b>	<b>7.925</b>	<b>3.054</b>	<b>4,871</b>
P <sub>9</sub> -c	$C_1$	2.300	1.113	1.000	8.112	3.023	5,089
P <sub>9</sub> -d	$C_1$	2.238	1.209	1.000	8.049	2.532	5,517
P <sub>10</sub> -a	$C_{2v}$	2.294	2.183	0.000	8.050	1.803	6,247
P <sub>10</sub> -b	$C_g$	2.383	2.199	0.000	8.362	1.961	6,401
P <sub>10</sub> -c	$C_1$	2.377	1.456	0.000	8.347	2.461	5,886
P <sub>10</sub> -d	$C_{2v}$	<b>2.442</b>	<b>0.372</b>	<b>0.000</b>	<b>8.381</b>	<b>1.662</b>	<b>6,719</b>
P <sub>10</sub> -e	$C_g$	2.210	0.916	4.000	7.929	3.356	4,573
P <sub>10</sub> -f	$C_g$	2.303	1.978	0.000	8.561	2.553	6,008
P <sub>10</sub> -g	$C_1$	2.377	1.453	0.000	8.348	2.466	5,882
P <sub>11</sub> -a	$C_1$	<b>2.390</b>	<b>0.954</b>	<b>1.000</b>	<b>7.997</b>	<b>3.037</b>	<b>4,960</b>
P <sub>11</sub> -b	$C_1$	2.383	1.046	1.000	7.743	3.506	4,237
P <sub>11</sub> -c	$C_1$	2.353	1.365	1.000	7.879	2.728	5,151
P <sub>12</sub> -a	$D_{6h}$	2.311	1.150	0.000	7.700	2.636	5,064
P <sub>12</sub> -b	$C_g$	2.240	0.625	2.000	7.243	3.413	3,830
P <sub>12</sub> -c	$C_g$	2.392	1.825	0.000	8.311	2.433	5,878
P <sub>12</sub> -d	$C_2$	2.370	0.450	0.000	7.923	3.461	4,462
P <sub>12</sub> -e	$C_{2v}$	<b>2.441</b>	<b>2.063</b>	<b>0.000</b>	<b>8.219</b>	<b>2.111</b>	<b>6,108</b>
P <sub>12</sub> -f	$C_{2h}$	2.433	2.263	0.000	8.196	2.054	6,142
P <sub>13</sub> -a	$C_1$	2.406	0.713	1.000	7.886	3.254	4,632
P <sub>13</sub> -b	$C_{2v}$	2.233	0.475	0.001	7.088	3.252	3,836
P <sub>13</sub> -c	$C_1$	2.336	0.646	0.006	7.298	3.315	3,983
P <sub>13</sub> -d	$C_{2v}$	2.239	0.513	5.000	7.591	3.540	4,051
P <sub>13</sub> -e	$C_g$	<b>2.445</b>	<b>0.552</b>	<b>1.000</b>	<b>7.786</b>	<b>3.325</b>	<b>4,461</b>
P <sub>13</sub> -f	$C_g$	2.384	0.935	1.000	7.890	3.102	4,788
P <sub>14</sub> -a	$C_1$	2.407	1.580	0.000	7.769	2.258	5,511
P <sub>14</sub> -b	$C_g$	<b>2.439</b>	<b>1.896</b>	<b>0.000</b>	<b>8.027</b>	<b>2.298</b>	<b>5,729</b>
P <sub>14</sub> -c	$D_{3h}$	2.422	1.759	0.000	8.040	2.521	5,519
P <sub>14</sub> -d	$D_{2h}$	2.369	1.119	0.000	7.976	3.017	4,959
P <sub>14</sub> -e	$C_1$	2.410	0.747	2.000	7.816	3.491	4,325
P <sub>14</sub> -f	$C_1$	2.177	1.025	3.995	7.121	3.241	3,880
P <sub>15</sub> -a	$C_g$	2.388	0.970	1.000	7.790	3.083	4,707
P <sub>15</sub> -b	$C_1$	2.406	0.878	1.000	7.921	3.336	4,585
P <sub>15</sub> -c	$C_{2v}$	2.446	0.161	0.910	7.815	4.034	3,781
P <sub>15</sub> -d	$C_1$	2.440	1.008	1.000	7.697	3.258	4,439
P <sub>15</sub> -e	$C_1$	<b>2.463</b>	<b>0.821</b>	<b>1.000</b>	<b>7.727</b>	<b>3.407</b>	<b>4,320</b>

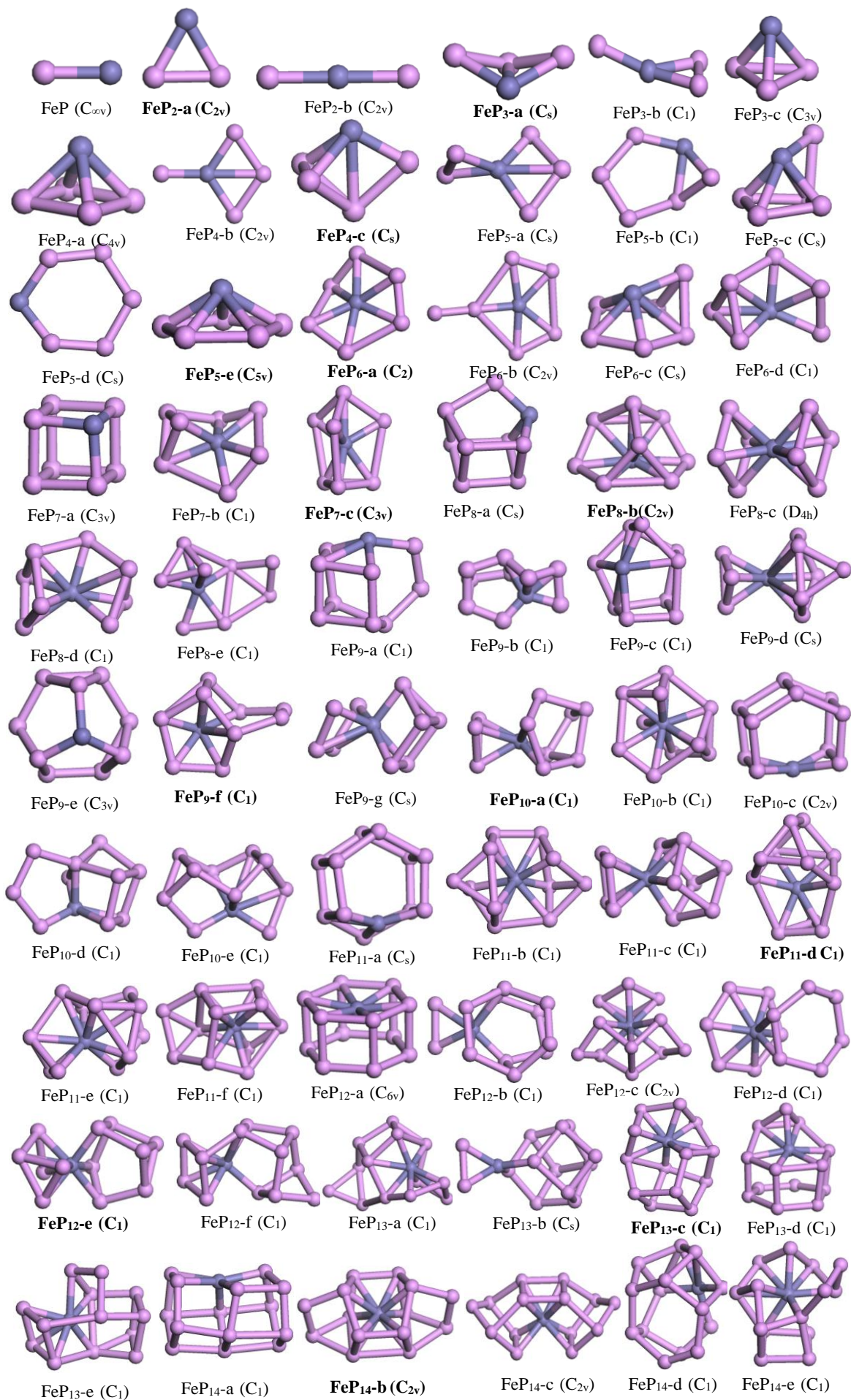
**Table 3** Symmetry group, Binding energy per atom  $E_b$  (eV/atom), total spin magnetic moments  $\mu$  ( $\mu_B$ ), HOMO-LUMO gap  $\Delta E$ (eV), Vertical Ionization Potential (VIP) (eV), Vertical Electronic Affinity (VEA) (eV), and Chemical Hardness  $\eta$  (eV) for FeP<sub>n</sub> (n=1-14) clusters.

Cluster	Symmetry	$E_b$ (eV)	$\mu$ ( $\mu_B$ )	$\Delta E$ (eV)	VIP (eV)	VEA (eV)	$\eta$ (eV)
FeP <sub>1</sub>	C <sub>∞v</sub>	1.352	5.000	1.172	7.769	0.960	6.809
<b>FeP<sub>2</sub>-a</b>	<b>C<sub>2v</sub></b>	<b>2.0452</b>	<b>2.000</b>	<b>0.757</b>	<b>6.854</b>	<b>0.704</b>	<b>6.150</b>
FeP <sub>2</sub> -b	D <sub>∞h</sub>	1.374	8.000	0.845	7.926	2.488	5.439
<b>FeP<sub>3</sub>-a</b>	<b>C<sub>s</sub></b>	<b>2.290</b>	<b>3.000</b>	<b>0.923</b>	<b>7.884</b>	<b>1.416</b>	<b>6.469</b>
FeP <sub>3</sub> -b	C <sub>1</sub>	2.071	5.000	0.462	7.706	2.579	5.126
FeP <sub>3</sub> -c	C <sub>3v</sub>	2.164	5.000	0.900	7.341	1.254	6.087
FeP <sub>4</sub> -a	C <sub>4v</sub>	2.387	4.000	1.168	8.171	1.511	6.660
FeP <sub>4</sub> -b	C <sub>2v</sub>	2.390	2.000	0.482	7.723	2.427	5.297
<b>FeP<sub>4</sub>-c</b>	<b>C<sub>s</sub></b>	<b>2.417</b>	<b>4.000</b>	<b>1.008</b>	<b>7.641</b>	<b>1.480</b>	<b>6.1677</b>
FeP <sub>5</sub> -a	C <sub>s</sub>	2.537	3.000	0.975	7.604	2.156	5.448
FeP <sub>5</sub> -b	C <sub>1</sub>	2.364	3.000	0.625	7.511	2.240	5.275
FeP <sub>5</sub> -c	C <sub>s</sub>	2.480	3.000	0.799	7.817	2.133	5.684
FeP <sub>5</sub> -d	C <sub>s</sub>	2.391	3.000	0.934	7.782	2.044	5.738
<b>FeP<sub>5</sub>-e</b>	<b>C<sub>5v</sub></b>	<b>2.663</b>	<b>3.000</b>	<b>1.240</b>	<b>8.327</b>	<b>1.7734</b>	<b>6.553</b>
<b>FeP<sub>6</sub>-a</b>	<b>C<sub>2</sub></b>	<b>2.585</b>	<b>2.000</b>	<b>0.909</b>	<b>7.927</b>	<b>2.439</b>	<b>5.488</b>
FeP <sub>6</sub> -b	C <sub>2v</sub>	2.553	2.000	1.068	7.830	2.2099	5.621
FeP <sub>6</sub> -c	C <sub>s</sub>	2.573	4.000	0.871	7.603	2.1629	5.441
FeP <sub>6</sub> -d	C <sub>1</sub>	2.534	4.000	0.878	7.422	2.446	4.976
FeP <sub>7</sub> -a	C <sub>3v</sub>	2.452	1.000	0.671	6.925	1.608	5.317
FeP <sub>7</sub> -b	C <sub>1</sub>	2.597	1.000	0.968	7.609	2.457	5.152
<b>FeP<sub>7</sub>-c</b>	<b>C<sub>3v</sub></b>	<b>2.608</b>	<b>1.000</b>	<b>1.029</b>	<b>7.542</b>	<b>2.274</b>	<b>5.268</b>
FeP <sub>8</sub> -a	C <sub>s</sub>	2.467	2.000	0.8739	7.472	2.406	5.066
<b>FeP<sub>8</sub>-b</b>	<b>C<sub>2v</sub></b>	<b>2.677</b>	<b>2.000</b>	<b>1.234</b>	<b>7.561</b>	<b>1.910</b>	<b>5.652</b>
FeP <sub>8</sub> -c	D <sub>4h</sub>	2.661	2.000	0.852	8.084	2.807	5.277
FeP <sub>8</sub> -d	C <sub>1</sub>	2.599	2.000	0.820	7.564	2.312	5.253
FeP <sub>8</sub> -e	C <sub>1</sub>	2.512	2.000	0.926	7.805	2.642	5.163
FeP <sub>9</sub> -a	C <sub>1</sub>	2.492	3.000	0.394	7.578	2.963	4.616
FeP <sub>9</sub> -b	C <sub>1</sub>	2.570	1.000	0.758	7.852	2.969	4.883
FeP <sub>9</sub> -c	C <sub>1</sub>	2.532	3.000	0.698	7.502	2.483	5.018
FeP <sub>9</sub> -d	C <sub>s</sub>	2.569	3.000	0.799	7.627	3.047	4.580
FeP <sub>9</sub> -e	C <sub>3v</sub>	2.516	1.000	0.793	7.415	2.445	4.970
<b>FeP<sub>9</sub>-f</b>	<b>C<sub>1</sub></b>	<b>2.640</b>	<b>3.000</b>	<b>0.983</b>	<b>8.019</b>	<b>2.784</b>	<b>5.235</b>
FeP <sub>9</sub> -g	C <sub>s</sub>	2.514	1.000	0.824	7.583	2.712	4.871
<b>FeP<sub>10</sub>-a</b>	<b>C<sub>1</sub></b>	<b>2.590</b>	<b>4.000</b>	<b>1.105</b>	<b>7.549</b>	<b>2.920</b>	<b>4.629</b>
FeP <sub>10</sub> -b	C <sub>1</sub>	2.524	0.000	0.908	7.671	2.294	5.378
FeP <sub>10</sub> -c	C <sub>2v</sub>	2.498	2.000	0.801	7.497	3.090	4.407
FeP <sub>10</sub> -d	C <sub>1</sub>	2.464	2.000	0.477	7.458	3.082	4.374
FeP <sub>10</sub> -e	C <sub>1</sub>	2.527	2.000	0.638	7.645	3.049	4.596
FeP <sub>11</sub> -a	C <sub>s</sub>	2.497	3.000	0.633	7.367	2.937	4.430
FeP <sub>11</sub> -b	C <sub>1</sub>	2.547	1.000	0.674	7.749	3.04870	4.701
FeP <sub>11</sub> -c	C <sub>1</sub>	2.559	1.000	0.692	7.579	2.927	4.652
<b>FeP<sub>11</sub>-d</b>	<b>C<sub>1</sub></b>	<b>2.663</b>	<b>3.000</b>	<b>0.971</b>	<b>7.486</b>	<b>2.886</b>	<b>4.600</b>
FeP <sub>11</sub> -e	C <sub>1</sub>	2.647	1.000	1.029	7.963	3.024	4.940
FeP <sub>11</sub> -f	C <sub>1</sub>	2.581	1.000	0.734	7.628	2.894	4.734
FeP <sub>12</sub> -a	C <sub>6v</sub>	2.501	2.000	1.101	7.522	2.457	5.065
FeP <sub>12</sub> -b	C <sub>1</sub>	2.548	2.000	0.693	7.536	3.159	4.378
FeP <sub>12</sub> -c	C <sub>2v</sub>	2.562	0.000	0.940	8.097	3.043	5.053
FeP <sub>12</sub> -d	C <sub>1</sub>	2.528	2.000	0.849	7.641	3.015	4.626
<b>FeP<sub>12</sub>-e</b>	<b>C<sub>1</sub></b>	<b>2.624</b>	<b>2.000</b>	<b>0.997</b>	<b>7.602</b>	<b>2.972</b>	<b>4.630</b>
FeP <sub>12</sub> -f	C <sub>1</sub>	2.551	4.000	0.665	7.782	3.259	4.522
FeP <sub>13</sub> -a	C <sub>1</sub>	2.496	3.000	0.857	7.430	3.120	4.309
FeP <sub>13</sub> -b	C <sub>s</sub>	2.501	1.000	0.449	7.360	3.254	4.106
<b>FeP<sub>13</sub>-c</b>	<b>C<sub>1</sub></b>	<b>2.611</b>	<b>1.000</b>	<b>0.714</b>	<b>7.756</b>	<b>3.210</b>	<b>4.456</b>
FeP <sub>13</sub> -d	C <sub>s</sub>	2.525	1.000	0.524	7.408	3.213	4.195
FeP <sub>13</sub> -e	C <sub>1</sub>	2.560	1.000	0.680	7.738	3.354	4.383
FeP <sub>14</sub> -f	C <sub>1</sub>	2.592	4.000	0.883	7.522	3.405	4.116
FeP <sub>14</sub> -a	C <sub>2v</sub>	2.561	0.000	0.810	7.589	3.039	4.550
<b>FeP<sub>14</sub>-b</b>	<b>C<sub>2v</sub></b>	<b>2.629</b>	<b>2.000</b>	<b>0.799</b>	<b>8.005</b>	<b>3.550</b>	<b>4.454</b>
FeP <sub>14</sub> -c	C <sub>1</sub>	2.526	4.000	0.691	7.409	3.466	3.943
FeP <sub>14</sub> -d	C <sub>1</sub>	2.549	0.000	0.823	7.548	2.717	4.831



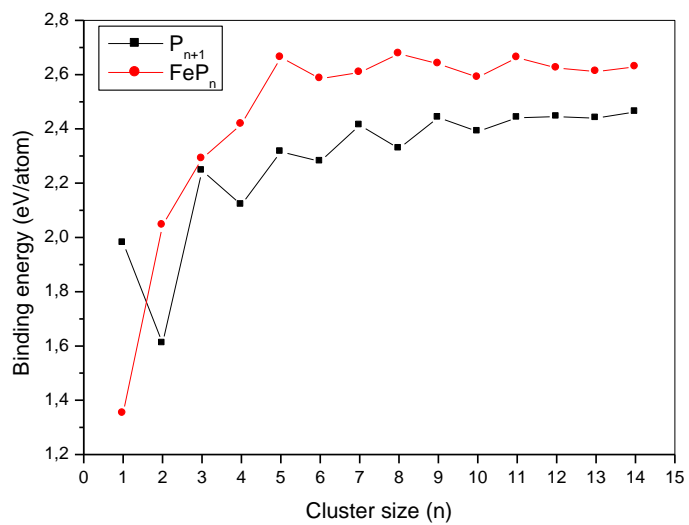


**Fig. 1** Lowest energy structures and their corresponding isomers for  $P_{n+1}$  ( $n=1-14$ ) clusters. For each size, the lowest-energy isomers are reported in bold character

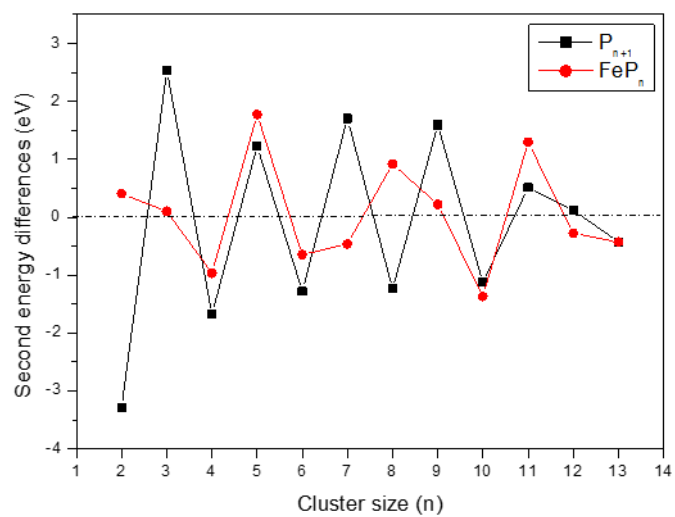


**Fig. 2** Lowest energy structures and their corresponding isomers for  $FeP_n$  ( $n=1-14$ ) clusters

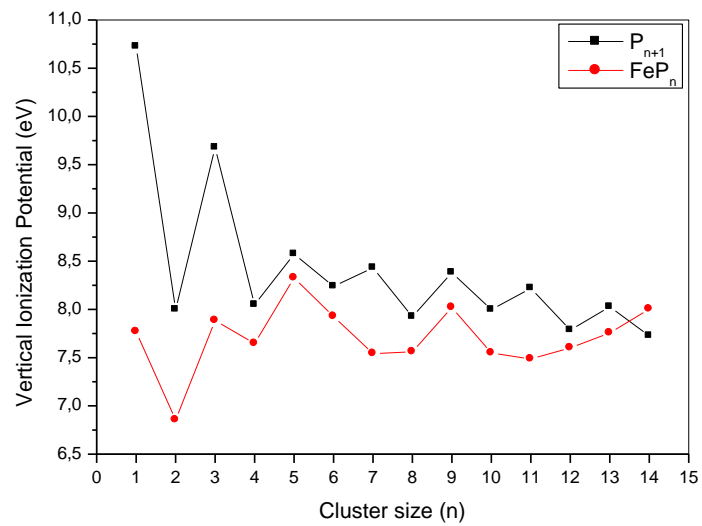




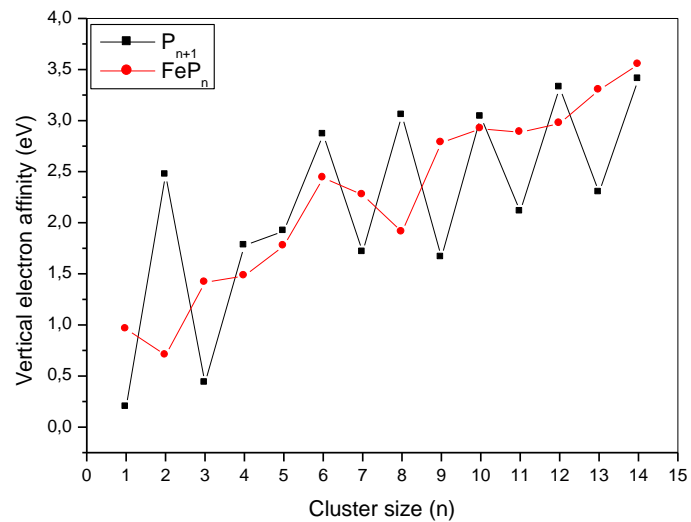
**Fig. 3** Size dependence of binding energies per atom for the lowest energy structures of  $P_{n+1}$  and  $FeP_n$  ( $n = 1-14$ ) clusters.



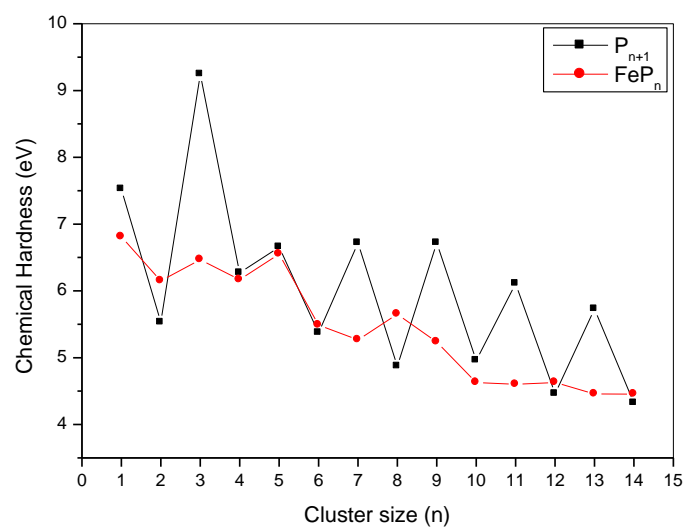
**Fig. 4** Second-order difference of energies for the lowest energy structures of  $P_{n+1}$  and  $FeP_n$  ( $n = 1-14$ ) clusters.



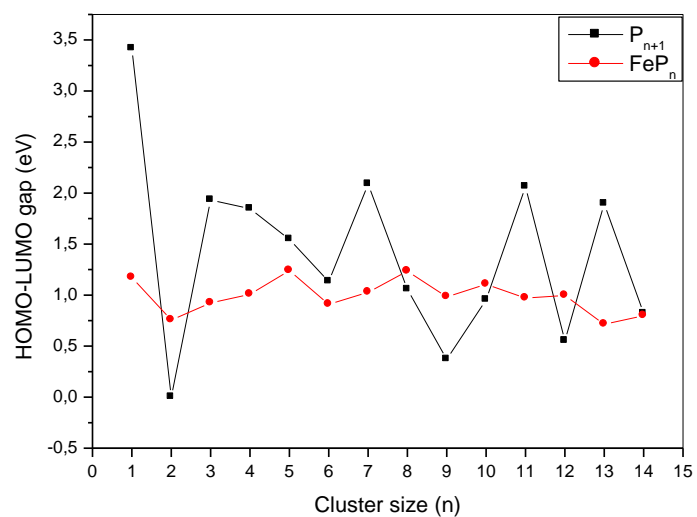
**Fig. 5** Size dependence of the vertical ionization potential (VIP) for the lowest energy structures of  $P_{n+1}$  and  $FeP_n$  ( $n = 1-14$ ) clusters.



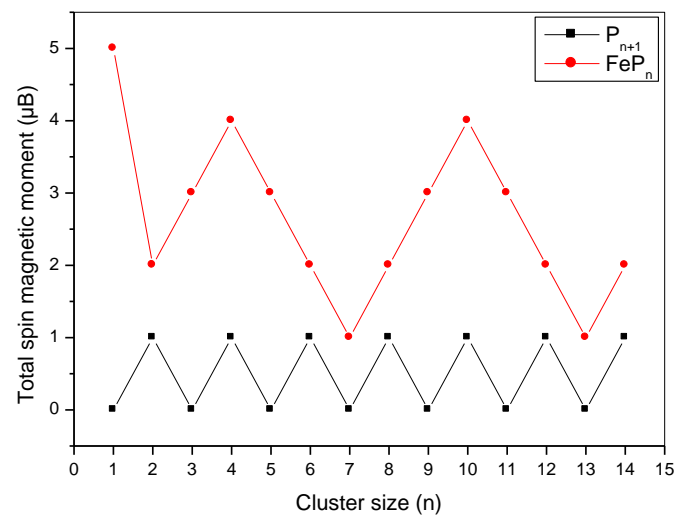
**Fig. 6** Size dependence of the vertical electron affinity (VEA) for the lowest energy structures of  $P_{n+1}$  and  $FeP_n$  ( $n = 1-14$ ) clusters.



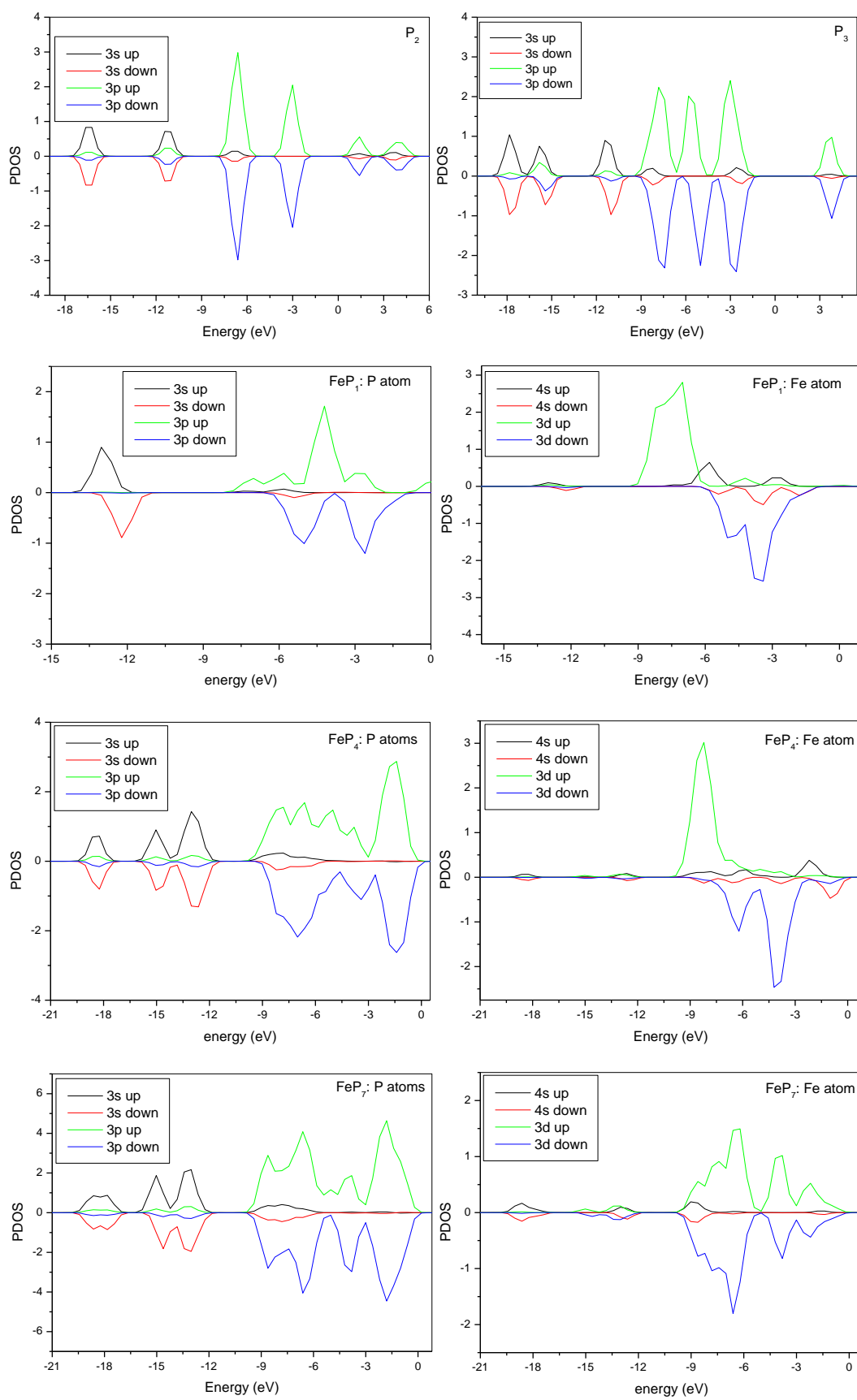
**Fig. 7** Size dependence of the chemical hardness  $\eta$  for the lowest energy structures of  $P_{n+1}$  and  $FeP_n$  ( $n = 1-14$ ) clusters.



**Fig. 8** Size dependence of HOMO-LUMO gap for the lowest energy structures of  $P_{n+1}$  and  $FeP_n$  ( $n = 1-14$ ) clusters.



**Fig. 9** Total spin magnetic moment for the lowest energy structures of  $P_{n+1}$  and  $FeP_n$  ( $n = 1-14$ ) clusters.



**Fig. 10** The projected density of states (PDOS) for  $P_2$ ,  $P_3$ ,  $FeP_1$ ,  $FeP_4$  and  $FeP_7$  clusters: contribution to the PDOS of P (left column) and Fe (right column) species.