



HAL
open science

Stability analysis of a general class of singularly perturbed linear hybrid systems

Jihene Ben Rejeb, Irinel-Constantin Morarescu, Antoine Girard, Jamal Daafouz

► To cite this version:

Jihene Ben Rejeb, Irinel-Constantin Morarescu, Antoine Girard, Jamal Daafouz. Stability analysis of a general class of singularly perturbed linear hybrid systems. *Automatica*, 2018, 90, pp.98-108. <10.1016/j.automatica.2017.12.019>. <hal-01653073>

HAL Id: hal-01653073

<https://hal.science/hal-01653073v1>

Submitted on 1 Dec 2017

HAL is a multi-disciplinary open access archive for the deposit and dissemination of scientific research documents, whether they are published or not. The documents may come from teaching and research institutions in France or abroad, or from public or private research centers.

L'archive ouverte pluridisciplinaire HAL, est destinée au dépôt et à la diffusion de documents scientifiques de niveau recherche, publiés ou non, émanant des établissements d'enseignement et de recherche français ou étrangers, des laboratoires publics ou privés.



HAL Authorization

Stability analysis of a general class of singularly perturbed linear hybrid systems [★]

Jihene Ben Rejeb ^a, Irinel-Constantin Morărescu ^a, Antoine Girard ^b, Jamal Daafouz ^a

^aUniversité de Lorraine, CRAN, UMR 7039 and CNRS, CRAN, UMR 7039, 2 av. Forêt de Haye, Vandœuvre-lès-Nancy, France

^bLaboratoire des signaux et systèmes (L2S), CNRS, CentraleSupélec, Université Paris-Sud, Université Paris-Saclay, 3, rue Joliot-Curie, 91192 Gif-sur-Yvette, cedex, France.

Abstract

We introduce and analyze a general class of singularly perturbed linear hybrid systems with both switches and impulses, in which the slow or fast nature of the variables can be mode-dependent. This means that, at switching instants, some of the slow variables can become fast and vice-versa. Firstly, we show that using a mode-dependent variable reordering we can rewrite this class of systems in a form in which the variables preserve their slow or fast nature over time. Secondly, we establish, through singular perturbation techniques, an upper bound on the minimum dwell-time ensuring the overall system's stability. Remarkably, this bound is the sum of two terms. The first term, which can be equal to zero, only depends on the matrices of the reduced order linear hybrid system describing the slow dynamics and corresponds to an upper bound on the minimum dwell time ensuring the stability of that system. The order of magnitude of the second term is determined by that of the parameter defining the ratio between the two time-scales of the singularly perturbed system. We show that the proposed framework can also take into account the change of dimension of the state vector at switching instants. Numerical illustrations complete our study.

Key words: Stability analysis, Singular perturbation, Switched systems, Impulsive systems, Dwell-time.

1 Introduction

Systems characterized by processes that evolve on different time-scales are often encountered in biology L.Chen & Aihara (2002), Hodgkin & Huxley (1952) but are also present in engineering Mallocci (2009), Sanfelice & Teel (2011). In this case, the standard stability analysis becomes more difficult and singular perturbation theory Kokotović et al. (1999), Khalil (2001) has to be used. This theory is based on Tikhonov approach that proposes to approximate the dynamics by decoupling the slow dynamical processes from the faster ones. The stability analysis is done separately for each time scale and under appropriate assumptions one can conclude on the stability of the overall system. Significant results related to stability analysis and approximation of

solutions of singularly perturbed systems can be found in Balachandra & Sethna (1975), Nesic & Teel (2001), Teel et al. (2003). We also note that singular perturbation theory was used to study the behavior of piecewise smooth systems with state triggered switches Llibre et al. (2009), Fiore et al. (2016).

Another feature that characterizes many physical systems is the presence of discrete events that occur during the continuous evolution. These events include abrupt changes of dynamics or instantaneous state jumps, which lead to the classes of switched systems or impulsive systems, respectively. Stability analysis and stabilization of singularly perturbed linear switched systems are considered in M.Alwan et al. (2008), Mallocci, Daafouz & Iung (2009). Interestingly, it is shown in Mallocci, Daafouz & Iung (2009) that even though the switched dynamics on each time scale are stable for all switching signals, the overall system may be destabilized by fast switching signals. Clearly, this is in contrast with classical results on continuous singularly perturbed linear systems Kokotović et al. (1999) and is a motivation for developing dedicated techniques for stability analysis of singularly perturbed hybrid systems. Stability analysis of singularly perturbed impulsive systems is considered in Simeonov & Bainov (1988), Abdelrahim et al. (2015). More general singularly perturbed hybrid systems can in-

[★] This work was funded by the ANR project COMPACS - "Computation Aware Control Systems", ANR-13-BS03-004.

Email addresses:

jihene.ben-rejeb@univ-lorraine.fr (Jihene Ben Rejeb), constantin.morarescu@univ-lorraine.fr (Irinel-Constantin Morărescu), antoine.girard@l2s.centralesupelec.fr (Antoine Girard), jamal.daafouz@univ-lorraine.fr (Jamal Daafouz).

volve both switches and impulses. A stability result for this class of systems can be found in Sanfelice & Teel (2011). In these works, the slow or fast nature of the state variable does not change when an event (switch or impulse) occurs. In this paper we introduce and analyze a class of singularly perturbed linear hybrid systems in which, at switching instants, slow variables can become fast and vice-versa. Our framework also includes the analysis of singularly perturbed linear systems with or without switches and/or impulses. Moreover, taking advantage of the linear dynamics under study, we go beyond the results in Sanfelice & Teel (2011) by characterizing the required dwell-time in terms of the parameter defining the ratio between the two time-scales. Although the technique in Sanfelice & Teel (2011) can be adapted to take into account the change of the slow or fast nature of the variables, our results are intrinsically different due to the different way to obtain the reduced order system. Indeed, for the linear switching system presented in Mallocci, Daafouz & Iung (2009) we obtain a reduced order system which is stable for any switching rule while using the method in Sanfelice & Teel (2011) the reduced order system is stable only for switching rules satisfying a dwell-time condition which is independent of the ratio between the two time-scales. Consequently, we are able to characterize more precisely the size of the dwell-time guaranteeing overall system stability.

The class of dynamical systems discussed in this paper is motivated by an industrial application in steel production. The objective in rolling mills is to reduce the thickness of a strip and this goal is reached by maintaining the strip in a straight line and close to the mill axis. When each stand is linked to the others by the strip traction, there is no discontinuity in the model. The system has a two time scale nature as there is a slow dynamics corresponding to the lateral displacement of the strip after each stand and a fast dynamics corresponding to the angle between the strip and the mill axis. The corresponding control problem can be treated using classical linear techniques as it is enough from a practical point of view to consider small deviations around an ideal operating point (see Mallocci et al. (2010) and references therein). The situation is different in the last phase of the rolling process called the tail end phase and where the strip leaves the stands one after the other. Traction is lost each time the strip leaves a stand and this increases the difficulty to guide the strip as it is free to move in all directions. There are several difficulties in this phase. The first one is related to model discontinuities. Each time the strip leaves a stand the system dynamics changes and switching occurs. Moreover, the tail end phase is very short, the switchings are very fast and stability of all subsystems is not a sufficient condition to guarantee the stability of the whole system. The second difficulty is related to the changes in the nature of the dynamics after switching. The angle which was a fast variable becomes a slow variable and this change occurs at each time the strip leaves a stand. A system with this behavior can be defined as a switched system with multiple time scales, changes in the nature of the state variables and changes in the dimension of the state vector

Mallocci, Daafouz, Iung, Bonidal & Szczepanski (2009).

Starting from the above motivation, we introduce and analyze a general class of singularly perturbed linear hybrid systems with mode-dependent nature of the state variable in which the sequence of discrete events is time-dependent. Although some preliminary results have been presented in Rejeb et al. (2016), the main contributions of the current work are:

- a new class of singularly perturbed hybrid systems and a procedure to rewrite such systems as linear hybrid singularly perturbed systems where the nature of variables does not change at switching instants, both cases of fixed and variable dimensions of the slow and fast state vectors are considered;
- a new approach for stability analysis of singularly perturbed linear hybrid systems with both switches and impulses;
- the derivation of an upper bound on the minimal dwell-time between two events that ensures the stability of the singularly perturbed linear hybrid system.

It is noteworthy that, this bound is given as the sum of two terms. The first one corresponds to an upper bound on the minimum dwell-time ensuring the stability of the reduced order linear hybrid system describing the slow dynamics. The order of magnitude of the second term is determined by that of the parameter ε defining the ratio between the two time-scales of the singularly perturbed system. In particular, it follows that when the reduced order system has a common quadratic Lyapunov function, the first term is zero and the minimum dwell-time ensuring the stability of the overall system goes to zero as fast as ε or $-\varepsilon \ln(\varepsilon)$ when the time scale parameter ε goes to zero.

Basically, we combine the classical singular perturbation theory Kokotović et al. (1999) with Lyapunov function arguments for hybrid systems (see Goebel et al. (2012) for details). Our results clearly differ from existing ones on singularly perturbed linear hybrid systems that we mentioned previously: Mallocci, Daafouz & Iung (2009) deals with the existence of common quadratic Lyapunov functions and thus characterizes systems that are stable without dwell-time assumption; the condition on the dwell-time established in M.Alwan et al. (2008) does not present a clear separation between the slow and fast dynamics of the system; and in Simeonov & Bainov (1988), Abdelrahim et al. (2015), Sanfelice & Teel (2011) the stability is established under a dwell-time condition where the dwell-time does not explicitly depend on the time-scale parameter.

The paper is organized as follows : Section 2 describes the hybrid system model in the singular perturbation form and introduces the relevant notations. In this section, we also introduce a mode-dependent reordering of the state components allowing to rewrite the system in a form in which the variables preserve their slow or fast nature over time. Section 3 is devoted to new preliminary results concerning the stability analysis of singularly perturbed linear systems without switches or jumps. Section 4.1 presents the main results along with their Lyapunov-based proofs. These results give stability conditions and establish an upper-bound on the

minimum dwell-time ensuring the stability of the system. An extension to the case of mode-dependent dimension of the state-vector is provided in Subsection 4.3. To illustrate the results, we provide in Section 5 a dwell-time analysis and a numerical example in the particular case of scalar fast and slow dynamics with only two switching modes. Some concluding remarks end the paper.

Notation

Throughout this paper, \mathbb{R}_+ , \mathbb{R}^n and $\mathbb{R}^{n \times m}$ denote respectively, the set of nonnegative real numbers, the n dimensional Euclidean space and the set of all $n \times m$ real matrices. The identity matrix of dimension n is denoted by \mathbf{I}_n . We also denote by $\mathbf{0}_{n,m} \in \mathbb{R}^{n \times m}$ the matrix whose components are all 0. For a matrix $A \in \mathbb{R}^{n \times n}$, $\|A\|$ denotes the spectral norm *i.e.* induced 2 norm. $A \geq \mathbf{0}$ ($A \leq \mathbf{0}$) means that A is positive semidefinite (negative semidefinite). We write A^\top and A^{-1} to respectively denote the transpose and the inverse of A . For a symmetric matrix $A \geq \mathbf{0}$, $A^{\frac{1}{2}}$ is the unique symmetric matrix $B \geq \mathbf{0}$ such that $B^2 = A$. The matrix A is said to be Hurwitz if all its eigenvalues have negative real parts. A is said to be Schur if all its eigenvalues have modulus smaller than one. The matrix A is said to be positive if all its coefficients are positive. We also use $x(t^-) = \lim_{\delta \rightarrow 0, \delta > 0} x(t - \delta)$.

Given a function $\eta : (0, \varepsilon^*) \rightarrow \mathbb{R}$, we say that $\eta(\varepsilon) = \mathcal{O}(\varepsilon)$ if and only if there exists $\varepsilon_0 \in (0, \varepsilon^*)$ and $c > 0$, such that for all $\varepsilon \in (0, \varepsilon_0)$, $|\eta(\varepsilon)| \leq c\varepsilon$.

2 Problem formulation

In this paper, we consider a general class of singularly perturbed linear hybrid (*i.e.* switched and impulsive) systems. This class encompasses the case in which some slow varying variables switch to fast variation and/or reversely fast varying variables switch to slow variation.

In order to formalize the system dynamics, let $\varepsilon > 0$ be the small parameter characterizing the time scale separation between the slow and the fast dynamics. We consider a finite set of indices \mathcal{I} and we introduce the diagonal matrices \mathbf{D}^i for all $i \in \mathcal{I}$. Precisely, the diagonal elements of each \mathbf{D}^i , $i \in \mathcal{I}$ belong to the set $\{\varepsilon, 1\}$ and they are used to select the fast and slow variables as explained below. We study switched systems of the form:

$$\mathbf{D}^{\sigma_k} \dot{\mathbf{X}}(t) = \mathbf{A}^{\sigma_k} \mathbf{X}(t), \quad \forall t \in [t_k, t_{k+1}), \quad k \in \mathbb{N} \quad (1)$$

with impulsive dynamics :

$$\mathbf{X}(t_k) = \mathbf{J}^{\nu_k} \mathbf{X}(t_k^-), \quad \forall k \geq 1 \quad (2)$$

where $\mathbf{X}(t) \in \mathbb{R}^{n_{\sigma_k}}$, $\forall t \in [t_k, t_{k+1})$, $k \in \mathbb{N}$, and $0 = t_0 < t_1 < \dots$ is the monotonically increasing and unbounded sequence of instants of discrete events (switches or impulses), $\sigma_k \in \mathcal{I}$ and $\nu_k \in \mathcal{J}$ with \mathcal{I} and \mathcal{J} finite sets of indices. Note that we are considering here time-dependent events and not state dependent ones. For all $k \in \mathbb{N}$, $\mathbf{A}^{\sigma_k}, \mathbf{D}^{\sigma_k} \in \mathbb{R}^{n_{\sigma_k} \times n_{\sigma_k}}$

and $\mathbf{J}^{\nu_k} \in \mathbb{R}^{n_{\sigma_k} \times n_{\sigma_{k-1}}}$ are matrices defining the continuous and impulsive dynamics.

For all $i \in \mathcal{I}$, the matrix \mathbf{D}^i is used to specify the slow and fast varying variables as follows:

- the h -th component of \mathbf{X} has a fast variation when $\sigma_k = i$ if the h -th diagonal element of \mathbf{D}^i equals ε ;
- the h -th component of \mathbf{X} has a slow variation when $\sigma_k = i$ if the h -th diagonal element of \mathbf{D}^i equals 1.

In the sequel, we will mainly focus on the case where the dimension of \mathbf{X} is time-invariant (*i.e.* $n_i = n$, $\forall i \in \mathcal{I}$) and the number of slow and fast varying variables remains constant. In other words, the number of entries of \mathbf{D}^i equal to ε is constant, denoted by $n_z \leq n$ for all $i \in \mathcal{I}$. This means that \mathbf{X} has n_z fast varying components and $n_x = n - n_z$ slow varying ones. This is without loss of generality, as we shall see in Section 4.3 that the case of time-varying dimensions n , n_z and n_x can be reduced to the case of fixed dimensions by adding artificial stable variables.

Remark 1 *The stability analysis of (1)-(2) encompasses the analysis of several existing classes of singularly perturbed linear hybrid systems. To illustrate that, let us suppose that $\mathbf{D}^i = \mathbf{D}^j, \forall i, j \in \mathcal{I}$ and denote by x and z the vectors of slow and fast components of \mathbf{X} , respectively. Then, system (1)-(2) becomes a singularly perturbed linear hybrid system of the form:*

$$\begin{cases} \begin{pmatrix} \dot{x}(t) \\ \varepsilon \dot{z}(t) \end{pmatrix} = \mathbf{A}^{\sigma_k} \begin{pmatrix} x(t) \\ z(t) \end{pmatrix}, \quad \forall t \in [t_k, t_{k+1}), \quad k \in \mathbb{N} \\ \begin{pmatrix} x(t_k) \\ z(t_k) \end{pmatrix} = \mathbf{J}^{\nu_k} \begin{pmatrix} x(t_k^-) \\ z(t_k^-) \end{pmatrix} \end{cases}$$

We can then trivially recover singularly perturbed switched systems (when there is only one jump matrix given by the identity) and singularly perturbed impulsive systems (when there is only one flow matrix), which are studied in M.Alwan *et al.* (2008), Mallocci, Daafouz & Jung (2009) and in Simeonov & Bainov (1988), Abdelrahim *et al.* (2015), respectively. We also point out that this class of systems is a subclass of singularly perturbed hybrid systems studied in Sanfelice & Teel (2011). Fundamental differences between our approach and these works have been highlighted in the introduction.

2.1 Variable reordering

A first step in our analysis is to rewrite (1) in a form where slow/fast variables remain slow/fast over time, independently of switches affecting the system's dynamics. To accomplish this step, for all $i \in \mathcal{I}$ we introduce the permutation matrix S_i such that

$$S_i \mathbf{D}^i S_i^\top = \begin{pmatrix} \mathbf{I}_{n_x} & \mathbf{0}_{n_x, n_z} \\ \mathbf{0}_{n_z, n_x} & \varepsilon \mathbf{I}_{n_z} \end{pmatrix}, \quad \forall i \in \mathcal{I} \quad (3)$$

and define the time dependent change of variable

$$\begin{pmatrix} x(t) \\ z(t) \end{pmatrix} = S_{\sigma_k} \mathbf{X}(t), \quad \forall t \in [t_k, t_{k+1}), \quad k \in \mathbb{N} \quad (4)$$

where $x(t) \in \mathbb{R}^{n_x}$, $z(t) \in \mathbb{R}^{n_z}$. In other words, we use the matrix S_i to permute the components of \mathbf{X} such that the first n_x ones are characterized by a slow variation while the rest of n_z components have a fast variation. Let us also introduce the following matrices:

$$A^i = S_i \mathbf{A}^i S_i^\top, \quad J^{i \rightarrow i'} = S_{i'} \mathbf{J}^j S_i^\top, \quad \forall i, i' \in \mathcal{I}, \quad j \in \mathcal{J}. \quad (5)$$

Using the change of variable (4) and taking into account the matrices definitions (3) and (5), the general system (1)-(2) is rewritten in the following equivalent form:

$$\begin{pmatrix} \dot{x}(t) \\ \varepsilon \dot{z}(t) \end{pmatrix} = A^{\sigma_k} \begin{pmatrix} x(t) \\ z(t) \end{pmatrix}, \quad \forall t \in [t_k, t_{k+1}), \quad k \in \mathbb{N} \quad (6)$$

with impulsive dynamics:

$$\begin{pmatrix} x(t_k) \\ z(t_k) \end{pmatrix} = J^{\sigma_{k-1} \rightarrow \sigma_k} \begin{pmatrix} x(t_k^-) \\ z(t_k^-) \end{pmatrix}, \quad \forall k \geq 1 \quad (7)$$

Remark 2 *Switches and impulses can, but need not, be concomitant. Indeed, if $\sigma_k = \sigma_{k-1}$ and $J^{\sigma_{k-1} \rightarrow \sigma_k} \neq \mathbf{I}_n$, then at time t_k an impulse occurs but no switch. Similarly, if $\mathbf{I}_n \in \{J^{i \rightarrow i'} \mid i, i' \in \mathcal{I}, j \in \mathcal{J}\}$, then if $J^{\sigma_{k-1} \rightarrow \sigma_k} = \mathbf{I}_n$ and $\sigma_k \neq \sigma_{k-1}$, then at time t_k a switch occurs but no impulse.*

In general, stability analysis of (6)-(7) is a difficult task as it cannot be reduced to the analysis of the associated reduced (slow) and boundary layer (fast) systems, as shown by a counter-example in Mallocci, Daafouz & Jung (2009). In the following, we will provide a new methodology based on singular perturbation techniques to characterize an upper-bound on the minimum dwell-time ensuring stability.

2.2 Change of variable

For $i, i' \in \mathcal{I}$, $j \in \mathcal{J}$, let

$$A^i = \begin{pmatrix} A_{11}^i & A_{12}^i \\ A_{21}^i & A_{22}^i \end{pmatrix}, \quad J^{i \rightarrow i'} = \begin{pmatrix} J_{11}^{i \rightarrow i'} & J_{12}^{i \rightarrow i'} \\ J_{21}^{i \rightarrow i'} & J_{22}^{i \rightarrow i'} \end{pmatrix},$$

where $A_{11}^i, J_{11}^{i \rightarrow i'} \in \mathbb{R}^{n_x \times n_x}$, and $A_{22}^i, A_{12}^i, A_{21}^i, J_{22}^{i \rightarrow i'}, J_{12}^{i \rightarrow i'}, J_{21}^{i \rightarrow i'}$ are of appropriate dimensions.

Let us impose the following standard assumption Kokotović et al. (1999) in the singular perturbation theory framework:

Assumption 1 A_{22}^i is non-singular for all $i \in \mathcal{I}$.

Then, we perform the following time dependent change of variable:

$$\begin{pmatrix} x(t) \\ y(t) \end{pmatrix} = P_{\sigma_k} \begin{pmatrix} x(t) \\ z(t) \end{pmatrix}, \quad \forall t \in [t_k, t_{k+1}), \quad k \in \mathbb{N} \quad (8)$$

where, for all $i \in \mathcal{I}$ one has $P_i = \begin{pmatrix} \mathbf{I}_{n_x} & \mathbf{0}_{n_x, n_z} \\ (A_{22}^i)^{-1} A_{21}^i & \mathbf{I}_{n_z} \end{pmatrix}$.

It is worth noting that the matrix P_i is invertible and for all $i \in \mathcal{I}$

$$P_i^{-1} = \begin{pmatrix} \mathbf{I}_{n_x} & \mathbf{0}_{n_x, n_z} \\ -(A_{22}^i)^{-1} A_{21}^i & \mathbf{I}_{n_z} \end{pmatrix}.$$

Using (8), the continuous dynamics (6) in the variables x, y becomes:

$$\begin{pmatrix} \dot{x}(t) \\ \varepsilon \dot{y}(t) \end{pmatrix} = \begin{pmatrix} A_0^{\sigma_k} & B_1^{\sigma_k} \\ \varepsilon B_2^{\sigma_k} & A_{22}^{\sigma_k} + \varepsilon B_3^{\sigma_k} \end{pmatrix} \begin{pmatrix} x(t) \\ y(t) \end{pmatrix}, \quad (9)$$

$$\forall t \in [t_k, t_{k+1}), \quad k \in \mathbb{N}$$

where for all $i \in \mathcal{I}$ one has

$$A_0^i = A_{11}^i - A_{12}^i (A_{22}^i)^{-1} A_{21}^i, \quad B_1^i = A_{12}^i, \\ B_2^i = (A_{22}^i)^{-1} A_{21}^i A_0^i, \quad B_3^i = (A_{22}^i)^{-1} A_{21}^i A_{12}^i.$$

Similarly, the impulsive dynamics (7) is rewritten in the x, y variables as:

$$\begin{pmatrix} x(t_k) \\ y(t_k) \end{pmatrix} = R^{\sigma_{k-1} \rightarrow \sigma_k} \begin{pmatrix} x(t_k^-) \\ y(t_k^-) \end{pmatrix}, \quad \forall k \geq 1 \quad (10)$$

where for all $i, i' \in \mathcal{I}$, $j \in \mathcal{J}$,

$$R^{i \rightarrow i'} = P_{i'} J^{i \rightarrow i'} P_i^{-1} = \begin{pmatrix} R_{11}^{i \rightarrow i'} & R_{12}^{i \rightarrow i'} \\ R_{21}^{i \rightarrow i'} & R_{22}^{i \rightarrow i'} \end{pmatrix}$$

with

$$R_{11}^{i \rightarrow i'} = J_{11}^{i \rightarrow i'} - J_{12}^{i \rightarrow i'} (A_{22}^i)^{-1} A_{21}^i, \\ R_{12}^{i \rightarrow i'} = J_{12}^{i \rightarrow i'}, \\ R_{21}^{i \rightarrow i'} = (A_{22}^{i'})^{-1} A_{21}^{i'} (J_{11}^{i \rightarrow i'} - J_{12}^{i \rightarrow i'} (A_{22}^i)^{-1} A_{21}^i) \\ + J_{21}^{i \rightarrow i'} - J_{22}^{i \rightarrow i'} (A_{22}^i)^{-1} A_{21}^i, \\ R_{22}^{i \rightarrow i'} = (A_{22}^{i'})^{-1} A_{21}^{i'} J_{12}^{i \rightarrow i'} + J_{22}^{i \rightarrow i'}.$$

One can then define the reduced order model, formally given by the switched system with single time scale:

$$\dot{x}(t) = A_0^{\sigma_k} x(t), \quad \forall t \in [t_k, t_{k+1}), \quad k \in \mathbb{N} \quad (11)$$

with impulsive dynamics:

$$x(t_k) = R_{11}^{\sigma_k-1} \overset{\nu_k}{\rightarrow} \sigma_k x(t_k^-), \quad \forall k \geq 1. \quad (12)$$

The goal of the paper is to investigate the stability of the general singularly perturbed linear hybrid system (1)-(2), or equivalently of (6)-(7) or of (9)-(10), for small values of the parameter ε , and its relation to the stability of the reduced order model (11)-(12). In particular, we aim at characterizing an upper-bound on the minimum dwell-time ensuring stability.

3 Preliminaries

In this section, we provide new results on the Lyapunov stability of singularly perturbed linear systems, which will be used in the next sections to prove the main results of the paper concerning the stability of (1)-(2). The proofs of these results are stated in appendix.

Let us consider the singularly perturbed linear system written under the form :

$$\begin{cases} \dot{x}(t) = A_0 x(t) + B_1 y(t) \\ \varepsilon \dot{y}(t) = A_{22} y(t) + \varepsilon (B_2 x(t) + B_3 y(t)) \end{cases} \quad (13)$$

Let us make the following assumption:

Assumption 2 A_0 and A_{22} are Hurwitz.

Under the previous assumption, there exist symmetric positive definite matrices $Q_s \geq \mathbf{I}_{n_x}$, $Q_f \geq \mathbf{I}_{n_z}$ and positive numbers λ_s and λ_f such that:

$$\begin{aligned} A_0^\top Q_s + Q_s A_0 &\leq -2\lambda_s Q_s \\ A_{22}^\top Q_f + Q_f A_{22} &\leq -2\lambda_f Q_f \end{aligned}$$

Then, let us define $b_1 = \|Q_s^{\frac{1}{2}} B_1 Q_f^{-\frac{1}{2}}\|$, $b_2 = \|Q_f^{\frac{1}{2}} B_2 Q_s^{-\frac{1}{2}}\|$ and $b_3 = \|Q_f^{\frac{1}{2}} B_3 Q_f^{-\frac{1}{2}}\|$.

The next results are instrumental for our development and their proofs are provided in the Appendix.

Proposition 1 Under Assumption 2,

$$V(x, y) = x^\top Q_s x + y^\top Q_f y$$

is a Lyapunov function for system (13) for all $\varepsilon \in (0, \varepsilon_1]$ where

$$\varepsilon_1 = \frac{\lambda_f}{\frac{(b_1+b_2)^2}{4\lambda_s} + b_3}. \quad (14)$$

In the following, let us denote $W_s(t) = \sqrt{x(t)^\top Q_s x(t)}$ and $W_f(t) = \sqrt{y(t)^\top Q_f y(t)}$.

Proposition 2 Under Assumption 2, let ε_1 be given by (14), then for all $\varepsilon \in (0, \varepsilon_1]$ and $t \geq 0$

$$W_f(t) \leq W_f(0) e^{-\frac{\lambda_f}{\varepsilon} t} + \varepsilon \beta_1 \sqrt{V(0)}$$

where $\beta_1 = \frac{\sqrt{b_2^2 + b_3^2}}{\lambda_f}$.

Proposition 3 Under Assumption 2, let ε_1 be given by (14), and let $\varepsilon_2 \in (0, \varepsilon_1] \cap (0, \frac{\lambda_f}{\lambda_s})$ then for all $\varepsilon \in (0, \varepsilon_2]$ and $t \geq 0$

$$W_s(t) \leq W_s(0) e^{-\lambda_s t} + \varepsilon \beta_2 W_f(0) + \varepsilon \beta_3 \sqrt{V(0)}$$

where $\beta_2 = \frac{b_1}{\lambda_f - \varepsilon_2 \lambda_s}$ and $\beta_3 = \frac{b_1 \beta_1}{\lambda_s}$.

4 Main results

4.1 Stability analysis

We now study the stability of system (9)-(10) (or equivalently of (1)-(2) or of (6)-(7)). In the rest of the paper, we impose the following additional assumption on the singularly perturbed system at hand, related to the stability of the slow and fast dynamics of each mode.

Assumption 3 A_0^i and A_{22}^i are Hurwitz for all $i \in \mathcal{I}$.

From the previous assumption, we can deduce that there exist symmetric positive definite matrices $Q_s^i \geq \mathbf{I}_{n_x}$, $Q_f^i \geq \mathbf{I}_{n_z}$, $i \in \mathcal{I}$, and positive numbers λ_s^i and λ_f^i such that for all $i \in \mathcal{I}$:

$$\begin{aligned} A_0^{i\top} Q_s^i + Q_s^i A_0^i &\leq -2\lambda_s^i Q_s^i \\ A_{22}^{i\top} Q_f^i + Q_f^i A_{22}^i &\leq -2\lambda_f^i Q_f^i \end{aligned}$$

We denote $\lambda_s = \min_{i \in \mathcal{I}} \lambda_s^i$ and $\lambda_f = \min_{i \in \mathcal{I}} \lambda_f^i$. For each $i \in \mathcal{I}$, let $b_1^i = \|(Q_s^i)^{\frac{1}{2}} B_1 (Q_f^i)^{-\frac{1}{2}}\|$, $b_2^i = \|(Q_f^i)^{\frac{1}{2}} B_2 (Q_s^i)^{-\frac{1}{2}}\|$, $b_3^i = \|(Q_f^i)^{\frac{1}{2}} B_3 (Q_f^i)^{-\frac{1}{2}}\|$ and $b_j = \max_{i \in \mathcal{I}} b_j^i$, $j \in \{1, 2, 3\}$.

Let ε_1 be given by (14), then it follows from Proposition 1 that the linear dynamics of (9) are all Lyapunov stable, for $\varepsilon \in (0, \varepsilon_1]$. Let $\varepsilon_2 \in (0, \varepsilon_1] \cap (0, \frac{\lambda_f}{\lambda_s})$ and β_1 , β_2 , β_3 be defined as in Propositions 2 and 3.

The stability analysis of system (9)-(10) is carried out using the following mode dependent functions

$$\begin{cases} W_s(t) = \sqrt{x(t)^\top Q_s^{\sigma_k} x(t)} \\ W_f(t) = \sqrt{y(t)^\top Q_f^{\sigma_k} y(t)} \end{cases}, \quad \forall t \in [t_k, t_{k+1}), \quad k \in \mathbb{N}.$$

The next result characterizes the variation of W_s and W_f during the continuous dynamics between two events:

Lemma 4 Under Assumption 3, let $\varepsilon \in (0, \varepsilon_2]$, and let $\tau_k = t_{k+1} - t_k$ for a sequence $(t_k)_{k \geq 0}$ of event times. Then for all $k \in \mathbb{N}$,

$$\begin{aligned} W_s(t_{k+1}^-) &\leq W_s(t_k) (e^{-\lambda_s \tau_k} + \varepsilon \beta_3) + W_f(t_k) \varepsilon (\beta_2 + \beta_3) \\ W_f(t_{k+1}^-) &\leq W_s(t_k) \varepsilon \beta_1 + W_f(t_k) (e^{-\frac{\lambda_f}{\varepsilon} \tau_k} + \varepsilon \beta_1). \end{aligned}$$

PROOF. This is straightforward from Propositions 2 and 3 by remarking that $\sqrt{V} \leq W_s + W_f$.

In the following we complete the characterization of the variation of W_s and W_f by analyzing their behavior when an event occurs. Let $\gamma_{11}, \gamma_{12}, \gamma_{21}, \gamma_{22}$ be defined as:

$$\begin{aligned}\gamma_{11} &= \max_{i,i' \in \mathcal{I}, j \in \mathcal{J}} \left\| (Q_s^{i'})^{\frac{1}{2}} R_{11}^{i \rightarrow i'} (Q_s^i)^{-\frac{1}{2}} \right\|, \\ \gamma_{12} &= \max_{i,i' \in \mathcal{I}, j \in \mathcal{J}} \left\| (Q_s^{i'})^{\frac{1}{2}} R_{12}^{i \rightarrow i'} (Q_f^i)^{-\frac{1}{2}} \right\|, \\ \gamma_{21} &= \max_{i,i' \in \mathcal{I}, j \in \mathcal{J}} \left\| (Q_f^{i'})^{\frac{1}{2}} R_{21}^{i \rightarrow i'} (Q_s^i)^{-\frac{1}{2}} \right\|, \\ \gamma_{22} &= \max_{i,i' \in \mathcal{I}, j \in \mathcal{J}} \left\| (Q_f^{i'})^{\frac{1}{2}} R_{22}^{i \rightarrow i'} (Q_f^i)^{-\frac{1}{2}} \right\|.\end{aligned}\tag{15}$$

Then, we have the following result:

Lemma 5 *Let a sequence $(t_k)_{k \geq 0}$ of event times, then for all $k \geq 1$,*

$$\begin{aligned}W_s(t_k) &\leq \gamma_{11} W_s(t_k^-) + \gamma_{12} W_f(t_k^-) \\ W_f(t_k) &\leq \gamma_{21} W_s(t_k^-) + \gamma_{22} W_f(t_k^-).\end{aligned}$$

PROOF. We prove the first inequality:

$$\begin{aligned}W_s(t_k) &= \sqrt{x(t_k)^\top Q_s^{\sigma_k} x(t_k)} = \left\| (Q_s^{\sigma_k})^{\frac{1}{2}} x(t_k) \right\| \\ &\leq \left\| (Q_s^{\sigma_k})^{\frac{1}{2}} (R_{11}^{\sigma_k - 1 \rightarrow \sigma_k} x(t_k^-) + R_{12}^{\sigma_k - 1 \rightarrow \sigma_k} y(t_k^-)) \right\| \\ &\leq \left\| (Q_s^{\sigma_k})^{\frac{1}{2}} R_{11}^{\sigma_k - 1 \rightarrow \sigma_k} x(t_k^-) \right\| \\ &\quad + \left\| (Q_s^{\sigma_k})^{\frac{1}{2}} R_{12}^{\sigma_k - 1 \rightarrow \sigma_k} y(t_k^-) \right\| \\ &\leq \left\| (Q_s^{\sigma_k})^{\frac{1}{2}} R_{11}^{\sigma_k - 1 \rightarrow \sigma_k} (Q_s^{\sigma_{k-1}})^{-\frac{1}{2}} \right\| W_s(t_k^-) \\ &\quad + \left\| (Q_s^{\sigma_k})^{\frac{1}{2}} R_{12}^{\sigma_k - 1 \rightarrow \sigma_k} (Q_f^{\sigma_{k-1}})^{-\frac{1}{2}} \right\| W_f(t_k^-) \\ &\leq \gamma_{11} W_s(t_k^-) + \gamma_{12} W_f(t_k^-).\end{aligned}$$

The second inequality is obtained similarly.

In order to keep the notation simple, we introduce the positive matrix parameterized by $\tau > 0$:

$$M_\tau = \begin{pmatrix} e^{-\lambda_s \tau} + \varepsilon \beta_3 & \varepsilon (\beta_2 + \beta_3) \\ \varepsilon \beta_1 & e^{-\frac{\lambda_f}{\varepsilon} \tau} + \varepsilon \beta_1 \end{pmatrix}.$$

Let us also consider the positive matrix $\Gamma = \begin{pmatrix} \gamma_{11} & \gamma_{12} \\ \gamma_{21} & \gamma_{22} \end{pmatrix}$.

Lemma 6 *Under Assumption 3, let $\varepsilon \in (0, \varepsilon_2]$ and let $\tau^* \geq 0$ such that the positive matrix ΓM_{τ^*} is Schur. Then, for all sequences $(t_k)_{k \geq 0}$ of event times satisfying the dwell-time*

property $\tau_k \geq \tau^$, for all $k \in \mathbb{N}$, the system (9)-(10) is globally asymptotically stable.*

PROOF. From Lemmas 4 and 5, it follows that $\forall k \in \mathbb{N}$,

$$\begin{pmatrix} W_s(t_k) \\ W_f(t_k) \end{pmatrix} \leq \Gamma M_{\tau_{k-1}} \dots \Gamma M_{\tau_0} \begin{pmatrix} W_s(t_0) \\ W_f(t_0) \end{pmatrix}.$$

Remarking that the coefficient of the positive matrix M_τ are decreasing with respect to τ , it follows that

$$\begin{pmatrix} W_s(t_k) \\ W_f(t_k) \end{pmatrix} \leq (\Gamma M_{\tau^*})^k \begin{pmatrix} W_s(t_0) \\ W_f(t_0) \end{pmatrix}.$$

Hence, if the positive matrix ΓM_{τ^*} is Schur, then both sequences $(W_s(t_k))_{k \geq 0}$ and $(W_f(t_k))_{k \geq 0}$ go to 0, and the system (9)-(10) is globally asymptotically stable.

Hence, the stability of system (9)-(10) can be investigated by studying the spectral properties of the positive matrix ΓM_{τ^*} . Let us remark that values τ^* such that ΓM_{τ^*} is Schur provide upper bounds on the minimal dwell-time between two events that ensures the stability of the singularly perturbed linear hybrid system. In the following, we establish sufficient conditions for deriving such values τ^* . The proof is provided in appendix.

Theorem 7 *Under Assumption 3 the following statements hold.*

- a) *If $\gamma_{11} > 1$, there exists $\varepsilon_1^* > 0$ and a function $\eta_1 : (0, \varepsilon_1^*) \rightarrow \mathbb{R}^+$ with $\eta_1(\varepsilon) = \mathcal{O}(\varepsilon)$, such that for all $\varepsilon \in (0, \varepsilon_1^*)$, for all sequences $(t_k)_{k \geq 0}$ of event times satisfying a dwell-time property $\tau_k \geq \tau^*$, for all $k \in \mathbb{N}$, with*

$$\tau^* > \frac{\ln(\gamma_{11})}{\lambda_s} + \eta_1(\varepsilon),$$

the system (9)-(10) is globally asymptotically stable.

- b) *If $\gamma_{11} = 1$ and $\gamma_{12} \neq 0$, there exists $\varepsilon_2^* > 0$ and a function $\eta_2 : (0, \varepsilon_2^*) \rightarrow \mathbb{R}^+$ with $\eta_2(\varepsilon) = \mathcal{O}(\varepsilon)$, such that for all $\varepsilon \in (0, \varepsilon_2^*)$, for all sequences $(t_k)_{k \geq 0}$ of event times satisfying a dwell-time property $\tau_k \geq \tau^*$, for all $k \in \mathbb{N}$, with*

$$\tau^* > \frac{-\varepsilon}{\lambda_f} \ln(\varepsilon) + \eta_2(\varepsilon),$$

the system (9)-(10) is globally asymptotically stable.

- c) *If $\gamma_{11} = 1$ and $\gamma_{12} = 0$, there exists $\varepsilon_3^* > 0$ and a function $\eta_3 : (0, \varepsilon_3^*) \rightarrow \mathbb{R}^+$ with $\eta_3(\varepsilon) = \mathcal{O}(\varepsilon)$, such that for all $\varepsilon \in (0, \varepsilon_3^*)$, for all sequences $(t_k)_{k \geq 0}$ of event times satisfying a dwell-time property $\tau_k \geq \tau^*$, for all $k \in \mathbb{N}$, with*

$$\tau^* > \eta_3(\varepsilon),$$

the system (9)-(10) is globally asymptotically stable.

d) If $\gamma_{11} < 1$, there exists $\varepsilon_4^* > 0$ and a function $\eta_4 : (0, \varepsilon_4^*) \rightarrow \mathbb{R}^+$ with $\eta_4(\varepsilon) = \mathcal{O}(\varepsilon)$, such that for all $\varepsilon \in (0, \varepsilon_4^*)$, for all sequences $(t_k)_{k \geq 0}$ of event times satisfying a dwell-time property $\tau_k \geq \tau^*$, for all $k \in \mathbb{N}$, with

$$\tau^* > \eta_4(\varepsilon),$$

the system (9)-(10) is globally asymptotically stable. Moreover, if $\gamma_{22} < 1$ and $\frac{\gamma_{12}\gamma_{21}}{(1-\gamma_{11})(1-\gamma_{22})} < 1$, there exists $\varepsilon_5^* > 0$ such that for all $\varepsilon \in (0, \varepsilon_5^*)$ the system (9)-(10) is globally asymptotically stable for all sequences $(t_k)_{k \geq 0}$ of event times.

PROOF. See the Appendix.

The first statement in Theorem 7 shows that a dwell-time ensuring stability of the singularly perturbed switched impulsive system (9)-(10) can be written as the sum of a constant part $\frac{\ln(\gamma_{11})}{\lambda_s}$ and of a function $\eta_1(\varepsilon)$, which goes to 0 as fast as ε when ε goes to 0. Interestingly, the constant part only depends on λ_s and γ_{11} , which can be determined only from the reduced order model (11)-(12). Moreover, we will show in Section 4.2 that (11)-(12) is globally asymptotically stable for all switching signals with dwell-time $\tau^* > \frac{\ln(\gamma_{11})}{\lambda_s}$. The second and third statements in Theorem 7 show that the minimum dwell-time ensuring stability of the singularly perturbed switched impulsive system (9)-(10) goes to 0 as fast as $-\varepsilon \ln(\varepsilon)$ or ε when ε goes to 0. It is interesting to remark that in that case, as we will show in Section 4.2, the reduced order system (11)-(12) is globally asymptotically stable for all switching signals without any dwell-time condition. It is also noticeable that when $\gamma_{12} \neq 0$, the dwell-time is larger (by a factor of order $-\ln(\varepsilon)$) than when $\gamma_{12} = 0$. In the former case, more time is needed to stabilize the fast variable y so that it does not destabilize the slow variable through the impulsive dynamics.

Finally, the last item in Theorem 7 shows that when $\gamma_{11} < 1$, the minimum dwell-time ensuring stability of the singularly perturbed switched impulsive system (9)-(10) is either equal to 0 or goes to 0 as fast as ε when ε goes to 0. We will show in the next section that in that case, the reduced order system (11)-(12) is globally asymptotically stable for all switching signals without any dwell-time condition.

4.2 Stability of reduced order system

It is interesting to remark that in the previous results, the upper bound on the minimum dwell-time ensuring stability of system (9)-(10) can be seen as the sum of two terms. The first term is independent of the parameter ε , its value is 0 when $\gamma_{11} \leq 1$ and $\frac{\ln(\gamma_{11})}{\lambda_s}$ when $\gamma_{11} > 1$. The second term depends on the parameter ε and goes to 0 when ε goes to 0. In this section, we show that an interpretation of the first term can be given in terms of the reduced-order system (11)-(12), since it provides an upper bound on the minimum dwell-time guaranteeing stability for that system.

Proposition 8 *Under Assumption 3 the following hold true.*

a) If $\gamma_{11} > 1$ then, for all sequences $(t_k)_{k \geq 0}$ of event times satisfying a dwell-time property $\tau_k \geq \tau^*$ with $\tau^* > \frac{\ln(\gamma_{11})}{\lambda_s}$, for all $k \in \mathbb{N}$, the reduced order system (11)-(12) is globally asymptotically stable.

b) If $\gamma_{11} \leq 1$ then, for all unbounded sequences $(t_k)_{k \geq 0}$ of event times, the reduced order system (11)-(12) is globally asymptotically stable.

PROOF. a) We consider the function W_s given by $W_s(t) = \sqrt{x(t)^\top Q_{S^k} x(t)}$, for all $t \in [t_k, t_{k+1})$, $k \in \mathbb{N}$. By Assumption 3, it follows that for all $k \in \mathbb{N}$, $W_s(t_{k+1}^-) \leq W_s(t_k) e^{-\lambda_s \tau_k}$. Moreover, from the definition of γ_{11} in (15), it follows that for all $k \in \mathbb{N}$, $W_s(t_{k+1}) \leq W_s(t_{k+1}^-) \gamma_{11}$. Hence,

$$\forall k \in \mathbb{N}, W_s(t_{k+1}) \leq W_s(t_k) \gamma_{11} e^{-\lambda_s \tau_k}. \quad (16)$$

Then, since for all $k \in \mathbb{N}$, $\tau_k \geq \tau^*$ with $\tau^* > \frac{\ln(\gamma_{11})}{\lambda_s}$, it follows that $W_s(t_k)$ goes to 0 as k goes to $+\infty$ and the reduced order system (11)-(12) is globally asymptotically stable.

b) From (16), using $\gamma_{11} \leq 1$ it follows that for all $k \in \mathbb{N}$, $W_s(t_{k+1}) \leq W_s(t_k) e^{-\lambda_s \tau_k}$. Therefore, for all $k \in \mathbb{N}$, $W_s(t_k) \leq W_s(0) e^{-\lambda_s t_k}$. Since $(t_k)_{k \geq 0}$ is unbounded, t_k goes to $+\infty$ and therefore $W_s(t_k)$ goes to 0. Thus, the reduced order system (11)-(12) is globally asymptotically stable.

The previous propositions show that the dwell-time condition established for the singularly perturbed hybrid system (9)-(10) in Theorems 7 coincides when ε goes to 0 with the dwell-time condition of the reduced order system given in (11)-(12). Since ε is assumed to be small, it appears that the main source of conservatism in the dwell-time estimates for the singularly perturbed hybrid system (9)-(10) comes from the dwell-time estimates of the reduced order system. Table 1 summarizes the main results of the paper.

4.3 Extension to the case of time varying state's dimensions vectors

In this section, we briefly explain how we can use the previous results for the analysis of system (1)-(2) in the case of time-varying dimensions of the slow and fast state vectors. We recall that for all $t \in [t_k, t_{k+1})$ the state vector $\mathbf{X}(t)$ of system (1) is of dimension n_i when $\sigma_k = i$. Let us also recall that matrices \mathbf{D}^i , $i \in \mathcal{I}$ were introduced in section 2 to define the dynamics (1). For all $i \in \mathcal{I}$ we consider that $n_{zi} \in \mathbb{N}$ is the number of elements of \mathbf{D}^i that are equal with ε and $n_{xi} = n_i - n_{zi}$. In other words, when $\sigma_k = i$, n_i, n_{zi} and n_{xi} are the dimensions of the state vector, fast variables vector and slow variables vector, respectively. Furthermore, let us introduce $n_z = \max_{i \in \mathcal{I}} n_{zi}$, $n_x = \max_{i \in \mathcal{I}} n_{xi}$ and $n = n_x + n_z$.

With the notation introduced above we define the following augmented system:

Table 1

Summary of the main results of the paper establishing dwell-time conditions for the stability of the singularly perturbed hybrid system (9)-(10) and of the the reduced order system (11)-(12).

γ_{11}	$\gamma_{12}, \gamma_{21}, \gamma_{22}$	dwell-time condition for (9)-(10)	dwell-time condition for (11)-(12)
$\gamma_{11} > 1$	–	$\tau^* > \frac{\ln(\gamma_{11})}{\lambda_s} + \mathcal{O}(\varepsilon)$	$\tau^* > \frac{\ln(\gamma_{11})}{\lambda_s}$
$\gamma_{11} = 1$	–	$\tau^* > -\frac{\varepsilon}{\lambda_f} \ln(\varepsilon) + \mathcal{O}(\varepsilon)$	$\tau^* \geq 0$
	$\gamma_{12} = 0$	$\tau^* > \mathcal{O}(\varepsilon)$	
$\gamma_{11} < 1$	–	$\tau^* \geq 0$	
	$\gamma_{22} < 1, \frac{\gamma_{12}\gamma_{21}}{(1-\gamma_{11})(1-\gamma_{22})} < 1$		

$$\begin{cases} \mathbf{D}^{\sigma_k} \dot{\mathbf{X}}(t) = \mathbf{A}^{\sigma_k} \mathbf{X}(t), \\ \bar{\mathbf{D}}^{\sigma_k} \dot{\bar{\mathbf{X}}}(t) = -\lambda \bar{\mathbf{X}}(t), \end{cases} \quad \forall t \in [t_k, t_{k+1}), k \in \mathbb{N} \quad (17)$$

where $\bar{\mathbf{D}}^i \in \mathbb{R}^{(n-n_i) \times (n-n_i)}$ is defined similarly to \mathbf{D}^i as a diagonal matrix with ε or 1 diagonal elements, used to select the fast and slow variable from the components of the artificial state vector $\bar{\mathbf{X}}$. To be precise, for all $i \in \mathcal{I}$ we consider $\bar{\mathbf{D}}^i$ having $n_z - n_{z_i}$ diagonal elements equal to ε . Consequently, the augmented vector $\begin{pmatrix} \mathbf{X}(t) \\ \bar{\mathbf{X}}(t) \end{pmatrix}$ has an invariant number of slow and fast components which is n_x and n_z , respectively. Therefore, (17) is of the form (1) and the dimension of its state vector as well as the number of its slow and fast variables are constant. The parameter λ is a positive number that can be chosen greater than λ_s and λ_f in order to make the continuous dynamics of the auxiliary variable $\bar{\mathbf{X}}(t)$ converge faster than that of the variable $\mathbf{X}(t)$.

Secondly, we define a jump map for the augmented vector as follows:

$$\begin{cases} \mathbf{X}(t_k) = \mathbf{J}^{\nu_k} \mathbf{X}(t_k^-) \\ \bar{\mathbf{X}}(t_k) = 0 \end{cases} \quad (18)$$

The auxiliary variable is set to 0 at jumps so that the discrete dynamics of the auxiliary variable $\bar{\mathbf{X}}(t)$ converge faster than that of the variable $\mathbf{X}(t)$. It is clear that the augmented system (17)-(18) is globally asymptotically stable if and only if the original system (1)-(2) is. Then, the stability analysis of (17)-(18) can be carried out as shown on the previous sections.

5 Illustration on stability analysis of scalar fast and slow dynamics

5.1 Dwell-time analysis

This section aims to illustrate the previous analysis on a low dimensional system. We consider a linear singularly perturbed switched system with scalar slow and fast variables. Moreover, we consider that $\mathcal{I} = \{1, 2\}$. The objective is to analyze the stability of the system under the assumption that after each switch the slow variable becomes fast and vice-versa. To be more precise let $0 = t_0 < t_1 < \dots$ be the sequence of discrete instants where a switch takes place and

consider the following dynamics:

$$\begin{cases} \dot{u}(t) = a_1 u(t) + b_1 v(t) \\ \varepsilon \dot{v}(t) = c_1 u(t) + d_1 v(t) \end{cases} \quad t \in [t_{2k}, t_{2k+1}), k \in \mathbb{N} \quad (19)$$

and

$$\begin{cases} \varepsilon \dot{u}(t) = a_2 u(t) + b_2 v(t) \\ \dot{v}(t) = c_2 u(t) + d_2 v(t) \end{cases} \quad t \in [t_{2k+1}, t_{2k+2}), k \in \mathbb{N} \quad (20)$$

The dynamics (19)-(20) above can be written in the compact form (1) by using $\mathbf{X} = (u, v)^\top$ and the matrices $\mathbf{D}^1 =$

$$\begin{pmatrix} 1 & 0 \\ 0 & \varepsilon \end{pmatrix}, \mathbf{D}^2 = \begin{pmatrix} \varepsilon & 0 \\ 0 & 1 \end{pmatrix}, \mathbf{A}^1 = \begin{pmatrix} a_1 & b_1 \\ c_1 & d_1 \end{pmatrix} \text{ and } \mathbf{A}^2 = \begin{pmatrix} a_2 & b_2 \\ c_2 & d_2 \end{pmatrix}. \text{ Introducing the permutation matrices } S_1 = \mathbf{I}_2$$

and $S_2 = \begin{pmatrix} 0 & 1 \\ 1 & 0 \end{pmatrix}$ we can define the change of variable (4)

as

$$\begin{cases} (x, z)^\top = S_1 \mathbf{X}, t \in [t_{2k}, t_{2k+1}), k \in \mathbb{N}, \\ (x, z)^\top = S_2 \mathbf{X}, t \in [t_{2k+1}, t_{2k+2}), k \in \mathbb{N}. \end{cases}$$

It is worth noting that no jump occurs in the \mathbf{X} variable meaning that $\mathcal{J} = \{1\}$ and $\mathbf{J}^1 = \mathbf{I}_2$ in (2). However, it can be seen that the dynamics expressed in $(x, z)^\top$ variable is an impulsive one. Precisely, $\mathcal{J} = \{1\}$ but following (5) one obtains that $J^{1 \rightarrow 2} = J^{2 \rightarrow 1} = S_2$.

Summarizing we have to analyze the switched system:

$$\begin{pmatrix} \dot{x}(t) \\ \varepsilon \dot{z}(t) \end{pmatrix} = A^{\sigma_k} \begin{pmatrix} x(t) \\ z(t) \end{pmatrix}, \quad \forall t \in [t_k, t_{k+1}), k \in \mathbb{N}$$

with impulsive dynamics:

$$\begin{pmatrix} x(t_k) \\ z(t_k) \end{pmatrix} = J^{\sigma_{k-1} \rightarrow \sigma_k} \begin{pmatrix} x(t_k^-) \\ z(t_k^-) \end{pmatrix}, \quad \forall k \geq 1$$

where $\sigma_k \in \mathcal{I} = \{1, 2\}$, $\nu_k \in \mathcal{J} = \{1\}$, $J^{1 \rightarrow 2} = J^{2 \rightarrow 1} = S_2, A^1 = S_1 \mathbf{A}^1 S_1^\top = \mathbf{A}^1$ and $A^2 = S_2 \mathbf{A}^2 S_2^\top = \begin{pmatrix} d_2 & c_2 \\ b_2 & a_2 \end{pmatrix}$.

The time dependent change of coordinates (8) is expressed as:

$$\begin{aligned} y(t) &= z(t) + \frac{c_1}{d_1} x(t), \quad t \in [t_k, t_{k+1}), \quad k \in \mathbb{N}, \\ y(t) &= z(t) + \frac{b_2}{a_2} x(t), \quad t \in [t_{2k+1}, t_{2k+2}), \quad k \in \mathbb{N}. \end{aligned} \quad (21)$$

Assumption 3 simply requires that

$$\begin{cases} A_0^1 = a_1 - \frac{b_1 c_1}{d_1} < 0, & A_{22}^1 = d_1 < 0, \\ A_0^2 = d_2 - \frac{b_2 c_2}{a_2} < 0, & A_{22}^2 = a_2 < 0. \end{cases}$$

Then, $Q_s^i, Q_f^i, i \in \mathcal{I}$ can be chosen as any positive scalars and it is easy to check that

$$\lambda_s = \min \left(\frac{b_1 c_1}{d_1} - a_1, \frac{b_2 c_2}{a_2} - d_2 \right), \quad \lambda_f = \min(-d_1, -a_2).$$

In our analysis, an important role is played by the values $R_{11}^{1 \rightarrow 2}$ and $R_{11}^{2 \rightarrow 1}$, which determine the value of γ_{11} , which in turn (see Theorems 7 and Table 1) allows concluding whether the required dwell time approaches 0 when ε goes to 0. Therefore it is worth to explicit that:

$$R_{11}^{1 \rightarrow 2} = -\frac{c_1}{d_1}, \quad R_{11}^{2 \rightarrow 1} = -\frac{b_2}{a_2}.$$

Furthermore, following (15) one has $\gamma_{11} = \max \left(\left| \frac{q c_1}{d_1} \right|, \left| \frac{b_2}{q a_2} \right| \right)$

where $q = \sqrt{\frac{Q_s^2}{Q_s^1}}$. For our analysis, it is desirable to have

γ_{11} as small as possible, it is minimal when $q = \sqrt{\frac{|d_1 b_2|}{|c_1 a_2|}}$

and in that case $\gamma_{11} = \sqrt{\frac{|c_1 b_2|}{|d_1 a_2|}}$. Then, $\gamma_{11} < 1$ if and only

if $\frac{|c_1 b_2|}{|d_1 a_2|} < 1$ and following Theorem 7, a dwell-time of order $O(\varepsilon)$ is sufficient to stabilize the system. When $\varepsilon \rightarrow 0$ it yields that the switching system given by the two slow manifolds of (19)-(20) is stable whatever is the considered switching rule (*i.e.* no dwell-time required). This result is illustrated in Fig. 1 which takes into account that the two slow manifolds of (19)-(20) are the lines:

$$c_1 u(t) + d_1 v(t) = 0 \quad \text{and} \quad a_2 u(t) + b_2 v(t) = 0.$$

It is noteworthy that $\frac{|c_1 b_2|}{|d_1 a_2|} < 1$ essentially says that the slope of the slow manifold associated with (19) is smaller than the slope of the slow manifold associated with (20).

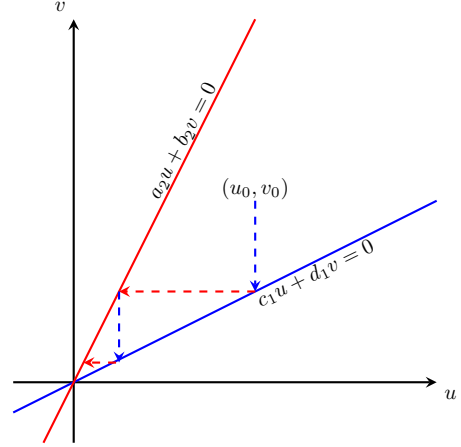


Fig. 1. The slow manifold associated with (19) and (20) when $\frac{|c_1 b_2|}{|d_1 a_2|} < 1$. The dashed lines represent the asymptotic behavior of the overall system with initial state (u_0, v_0) when $\varepsilon \rightarrow 0$ and no dwell-time (or $O(\varepsilon)$ dwell-time) is imposed. It can be seen that system (19)-(20) is asymptotically stable for any switching rule.

Reversely, $\gamma_{11} > 1$ if and only if $\frac{|c_1 b_2|}{|d_1 a_2|} > 1$, meaning that the slope of the slow manifold associated with (20) is smaller than the slope of the slow manifold associated with (19). In this case we use Theorem 7 to deduce that a dwell-time of order $\frac{\ln(\gamma_{11})}{\lambda_s} + O(\varepsilon)$ is required. In absence of dwell-time we can see in Fig. 2 that the switching system given by the two slow manifolds of (19)-(20) is unstable.

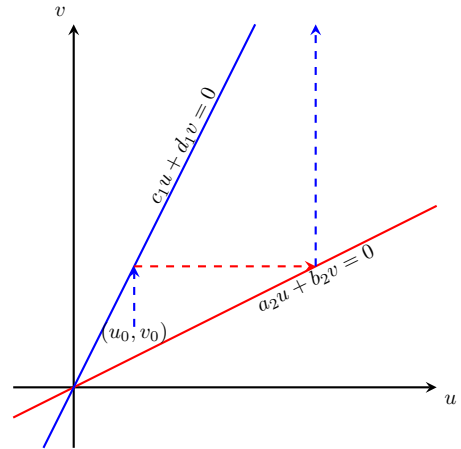


Fig. 2. The slow manifold associated with (19) and (20) when $\frac{|c_1 b_2|}{|d_1 a_2|} > 1$. The dashed lines represent the asymptotic behavior of the overall system with initial state (u_0, v_0) when $\varepsilon \rightarrow 0$ and no dwell-time (or $O(\varepsilon)$ dwell-time) is imposed. It is illustrated that in this case a dwell-time of order $\frac{\ln(\gamma_{11})}{\lambda_s} + O(\varepsilon)$ has to be imposed in order to guarantee the system's stability.

5.2 Numerical examples

In this section we provide a numerical illustration of the previous results. Let us reconsider system (19)-(20) when

the state matrices take the following numerical values:

$$\mathbf{A}^1 = \begin{pmatrix} -1 & 0.5 \\ -1 & -2 \end{pmatrix}, \quad \mathbf{A}^2 = \begin{pmatrix} -2.5 & -2 \\ 3 & 1 \end{pmatrix}. \quad (22)$$

Assumption 3 holds since

$$\begin{cases} a_1 - \frac{b_1 c_1}{d_1} = -1.25 < 0 & d_1 = -2 < 0, \\ d_2 - \frac{b_2 c_2}{a_2} = -1.4 < 0 & a_2 = -2.5 < 0. \end{cases}$$

Then, $\lambda_s = 1.25$ and $\lambda_f = 2$ for any choice of positive scalars $Q_s^i, Q_f^i, i \in \mathcal{I}$. Letting $q = \sqrt{\frac{Q_s^2}{Q_f^1}} = \sqrt{\frac{|d_1 b_2|}{|c_1 a_2|}} = 2\sqrt{\frac{2}{5}}$ we obtain $\gamma_{11} = \sqrt{\frac{|c_1 b_2|}{|d_1 a_2|}} = \sqrt{\frac{2}{5}} < 1$. Therefore, according to Theorem 7, the minimum stabilizing dwell time is in $\mathcal{O}(\varepsilon)$.

Let $\varepsilon = 10^{-3}$ and the initial condition $\mathbf{X}_0 = (2, 1)$. Using Theorem 7 one deduces that the required dwell-time for the stability of system (19)-(20) is $6.16 \cdot 10^{-4} = \mathcal{O}(\varepsilon)$.

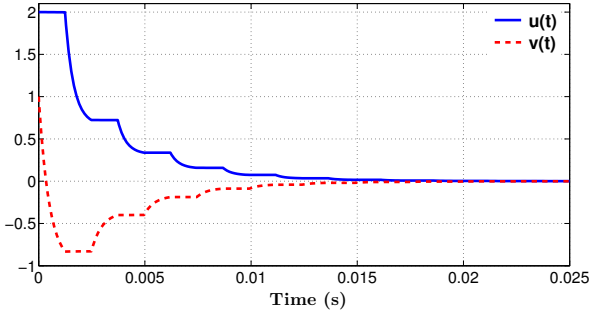


Fig. 3. State's trajectory for (19)-(20) with $\mathbf{A}_1, \mathbf{A}_2$ defined by (22) and $6.16 \cdot 10^{-4} = \mathcal{O}(\varepsilon)$

The two slow manifolds of the system are respectively:

$$\begin{cases} -u(t) - 2v(t) = 0 \\ -2.5u(t) - 2v(t) = 0. \end{cases}$$

The behavior of the system's trajectory in the (u, v) - plane is plot in Fig. 4.

Let us now consider another choice for the state matrices $\mathbf{A}_1, \mathbf{A}_2$ in (19)-(20). In the following we define:

$$\mathbf{A}^1 = \begin{pmatrix} -1 & 0.5 \\ -3 & -2 \end{pmatrix}, \quad \mathbf{A}^2 = \begin{pmatrix} -2.5 & -4 \\ 1 & 0.5 \end{pmatrix}. \quad (23)$$

Again, one can easily observe that Assumption 3 holds:

$$\begin{cases} a_1 - \frac{b_1 c_1}{d_1} = -1.75 < 0, & d_1 = -2 < 0, \\ d_2 - \frac{b_2 c_2}{a_2} = -1.1 < 0, & a_2 = -2.5 < 0. \end{cases}$$

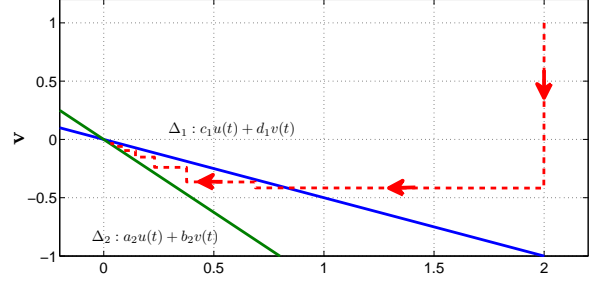


Fig. 4. State's trajectory in (u, v) - plane for (19)-(20) with $\mathbf{A}_1, \mathbf{A}_2$ defined by (22) and $t_{k+1} - t_k = \tau = 6.16 \cdot 10^{-4} = \mathcal{O}(\varepsilon)$ sec. Note that first switches take place before the trajectory reaches the slow manifolds. Unlike Figures 1 and 2 here we see the trajectory of the system for a fixed ε and not the limiting behavior when $\varepsilon \rightarrow 0$.

Then, $\lambda_s = 1.1$ and $\lambda_f = 2$ for any choice of positive scalars $Q_s^i, Q_f^i, i \in \mathcal{I}$. Letting $q = \sqrt{\frac{Q_s^2}{Q_f^1}} = \sqrt{\frac{|d_1 b_2|}{|c_1 a_2|}} = \frac{4}{\sqrt{15}}$ we obtain $\gamma_{11} = \sqrt{\frac{|c_1 b_2|}{|d_1 a_2|}} = 2\sqrt{\frac{3}{5}} > 1$. Therefore, according to Theorem 7, an upper bound on the minimum stabilizing dwell time is given by $\frac{\ln(\gamma_{11})}{\lambda_s} + \mathcal{O}(\varepsilon)$ where, in the present case, $\frac{\ln(\gamma_{11})}{\lambda_s} = 0.40$ sec.

The two slow manifolds associated with the system are given in this case by the lines:

$$\begin{cases} -3u(t) - 2v(t) = 0 \\ -2.5u(t) - 4v(t) = 0. \end{cases}$$

As previously we consider the initial condition $\mathbf{X}_0 = (2, 1)$, $\varepsilon = 10^{-3}$.

Using Theorem 7 we obtain a required dwell-time equals 0.406 sec to ensure stability. Simulating the system with $t_{k+1} - t_k = \tau = 0.406$ sec we can see in Fig. 5 that expected stability is obtained. Fig. 6 shows the first part of the trajectory illustrating its behavior.

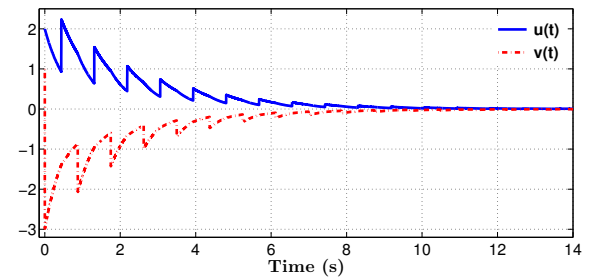


Fig. 5. State's trajectory for (19)-(20) with $\mathbf{A}_1, \mathbf{A}_2$ defined by (23) and $t_{k+1} - t_k = \tau = 0.406$ sec

6 Conclusion

We introduced and analyzed a class of singularly perturbed switched linear systems in which the nature of the variable is

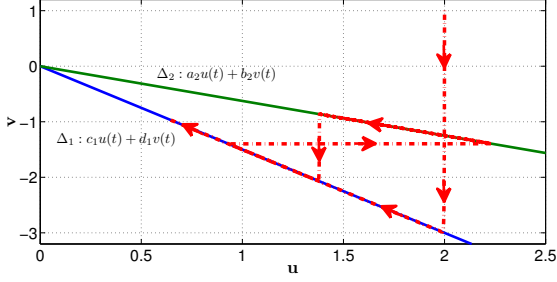


Fig. 6. First part of the state's trajectory in (u, v) -plane for (19)-(20) with $\mathbf{A}_1, \mathbf{A}_2$ defined by (23) and $t_{k+1} - t_k = \tau = 0.406 \text{ sec}$

mode-dependent. At switching instants, slow variables can become fast and reversely. Moreover, the state vector can loose or gain components at the switchings times. We show that the dwell-time required to ensure stability of the overall system is the sum of two terms. The first one essentially consists of a dwell-time ensuring stability of the reduced order system. The second term depends on the scale parameter defining the ratio between the two time-scales and goes to zero when the parameter goes to zero. Our results complement existing results on stability analysis of singularly perturbed linear systems by showing the correlation between the values of the stabilizing dwell-time and of the scale parameter. A low-dimension numerical example illustrates our results.

Appendix

Proof of Proposition 1: By computing the time derivative of V along the trajectories of (13), one has

$$\begin{aligned} \dot{V} &= 2x^\top Q_s \dot{x} + 2y^\top Q_f \dot{y} = 2x^\top Q_s A_0 x + \frac{2}{\varepsilon} y^\top Q_f A_{22} y \\ &\quad + 2x^\top Q_s B_1 y + 2y^\top Q_f B_2 x + 2y^\top Q_f B_3 y. \end{aligned}$$

Let us note that

$$\begin{aligned} x^\top Q_s B_1 y &= x^\top Q_s^{\frac{1}{2}} Q_s^{\frac{1}{2}} B_1 Q_f^{-\frac{1}{2}} Q_f^{\frac{1}{2}} y \\ &\leq b_1 \|x^\top Q_s^{\frac{1}{2}}\| \cdot \|Q_f^{\frac{1}{2}} y\| = b_1 \sqrt{x^\top Q_s x} \sqrt{y^\top Q_f y} \end{aligned} \quad (24)$$

and similarly

$$\begin{aligned} y^\top Q_f B_2 x &= y^\top Q_f^{\frac{1}{2}} Q_f^{\frac{1}{2}} B_2 Q_s^{-\frac{1}{2}} Q_s^{\frac{1}{2}} x \\ &\leq b_2 \|y^\top Q_f^{\frac{1}{2}}\| \cdot \|Q_s^{\frac{1}{2}} x\| = b_2 \sqrt{y^\top Q_f y} \sqrt{x^\top Q_s x} \end{aligned} \quad (25)$$

Consequently,

$$\begin{aligned} \dot{V} &\leq -2\lambda_s x^\top Q_s x - \frac{2\lambda_f}{\varepsilon} y^\top Q_f y \\ &\quad + 2(b_1 + b_2) \sqrt{x^\top Q_s x} \sqrt{y^\top Q_f y} + 2b_3 y^\top Q_f y \end{aligned}$$

Then, it follows that

$$\dot{V} \leq -\left(\frac{2\lambda_f}{\varepsilon} - 2b_3 - \frac{(b_1 + b_2)^2}{2\lambda_s}\right) y^\top Q_f y.$$

Then, for all $\varepsilon \in (0, \varepsilon_1]$, $\dot{V} \leq 0$. Since V is also positive definite and radially unbounded, it is a Lyapunov function for system (13).

Proof of Proposition 2 : Computing the time derivative of W_f gives

$$\begin{aligned} \dot{W}_f &= \frac{2y^\top Q_f \dot{y}}{2\sqrt{y^\top Q_f y}} \\ &\leq \frac{-\frac{\lambda_f}{\varepsilon} y^\top Q_f y + y^\top Q_f (B_2 x + B_3 y)}{\sqrt{y^\top Q_f y}} \\ &\leq -\frac{\lambda_f}{\varepsilon} W_f + b_2 W_s + b_3 W_f \\ &\leq -\frac{\lambda_f}{\varepsilon} W_f + \sqrt{b_2^2 + b_3^2} \sqrt{W_s^2 + W_f^2} \\ &\leq -\frac{\lambda_f}{\varepsilon} W_f + \sqrt{b_2^2 + b_3^2} \sqrt{V}. \end{aligned}$$

From Proposition 1, it follows that for all $t \geq 0$,

$$\dot{W}_f(t) \leq -\frac{\lambda_f}{\varepsilon} W_f(t) + \sqrt{b_2^2 + b_3^2} \sqrt{V(0)}.$$

Then, we have

$$\begin{aligned} W_f(t) &\leq W_f(0) e^{-\frac{\lambda_f}{\varepsilon} t} + \sqrt{b_2^2 + b_3^2} \sqrt{V(0)} \int_0^t e^{-\frac{\lambda_f}{\varepsilon} (t-s)} ds \\ &\leq W_f(0) e^{-\frac{\lambda_f}{\varepsilon} t} + \varepsilon \frac{\sqrt{b_2^2 + b_3^2}}{\lambda_f} \sqrt{V(0)} (1 - e^{-\frac{\lambda_f}{\varepsilon} t}) \\ &\leq W_f(0) e^{-\frac{\lambda_f}{\varepsilon} t} + \varepsilon \frac{\sqrt{b_2^2 + b_3^2}}{\lambda_f} \sqrt{V(0)}. \end{aligned}$$

Proof of Proposition 3 : Computing the time derivative of W_s and using (24) gives

$$\begin{aligned} \dot{W}_s &= \frac{2x^\top Q_s \dot{x}}{2\sqrt{x^\top Q_s x}} \leq \frac{-\lambda_s x^\top Q_s x + x^\top Q_s B_1 y}{\sqrt{x^\top Q_s x}} \\ &\leq -\lambda_s W_s + b_1 W_f. \end{aligned}$$

Using Proposition 2, one gets:

$$\dot{W}_s(t) \leq -\lambda_s W_s(t) + b_1 W_f(0) e^{-\frac{\lambda_f}{\varepsilon} t} + \varepsilon b_1 \beta_1 \sqrt{V(0)}.$$

Then, we have:

$$\begin{aligned} W_s(t) &\leq e^{-\lambda_s t} W_s(0) + b_1 W_f(0) \int_0^t e^{-\frac{\lambda_f}{\varepsilon} s} e^{-\lambda_s(t-s)} ds \\ &\quad + \varepsilon b_1 \beta_1 \sqrt{V(0)} \int_0^t e^{-\lambda_s(t-s)} ds \\ &\leq e^{-\lambda_s t} W_s(0) + \frac{b_1}{\frac{\lambda_f}{\varepsilon} - \lambda_s} W_f(0) \left(e^{-\lambda_s t} - e^{-\frac{\lambda_f}{\varepsilon} t} \right) \\ &\quad + \frac{\varepsilon b_1 \beta_1}{\lambda_s} \sqrt{V(0)} \left(1 - e^{-\lambda_s t} \right). \end{aligned}$$

Then, $\varepsilon \leq \varepsilon_2 < \frac{\lambda_f}{\lambda_s}$ gives

$$W_s(t) \leq e^{-\lambda_s t} W_s(0) + \frac{b_1 \varepsilon}{\lambda_f - \varepsilon_2 \lambda_s} W_f(0) + \frac{\varepsilon b_1 \beta_1}{\lambda_s} \sqrt{V(0)}.$$

Proof of Theorem 7: a) Let us remark that

$$\Gamma M_{\tau^*} = \begin{pmatrix} \gamma_{11} e^{-\lambda_s \tau^*} + \varepsilon \delta_1 & \gamma_{12} e^{-\frac{\lambda_f}{\varepsilon} \tau^*} + \varepsilon \delta_2 \\ \gamma_{21} e^{-\lambda_s \tau^*} + \varepsilon \delta_3 & \gamma_{22} e^{-\frac{\lambda_f}{\varepsilon} \tau^*} + \varepsilon \delta_4 \end{pmatrix}$$

where

$$\begin{aligned} \delta_1 &= \gamma_{11} \beta_3 + \gamma_{12} \beta_1, \quad \delta_2 = \gamma_{11}(\beta_2 + \beta_3) + \gamma_{12} \beta_1, \\ \delta_3 &= \gamma_{21} \beta_3 + \gamma_{22} \beta_1, \quad \delta_4 = \gamma_{21}(\beta_2 + \beta_3) + \gamma_{22} \beta_1. \end{aligned} \quad (26)$$

Moreover, the positive matrix ΓM_{τ^*} is Schur if and only if there exists $p \in \mathbb{R}_+^2$, such that $(\Gamma M_{\tau^*})^\top p < p$ (see e.g. Rantzer (2011)). Let us look for p under the form $(1, a\varepsilon)^\top$ with $a > \delta_2$. Then, $(\Gamma M_{\tau^*})^\top p < p$ is equivalent to

$$\begin{cases} \gamma_{11} e^{-\lambda_s \tau^*} + \varepsilon \delta_1 + a\varepsilon \gamma_{21} e^{-\lambda_s \tau^*} + a\varepsilon^2 \delta_3 < 1 \\ \gamma_{12} e^{-\frac{\lambda_f}{\varepsilon} \tau^*} + \varepsilon \delta_2 + a\varepsilon \gamma_{22} e^{-\frac{\lambda_f}{\varepsilon} \tau^*} + a\varepsilon^2 \delta_4 < a\varepsilon. \end{cases} \quad (27)$$

The first inequality of (27) is equivalent to

$$\tau^* > \frac{-1}{\lambda_s} \ln \left(\frac{1 - \varepsilon \delta_1 - a\varepsilon^2 \delta_3}{\gamma_{11} + a\varepsilon \gamma_{21}} \right) = \frac{\ln(\gamma_{11})}{\lambda_s} + \eta_1(\varepsilon).$$

where

$$\eta_1(\varepsilon) = \frac{1}{\lambda_s} \left(\ln \left(1 + \frac{a\varepsilon \gamma_{21}}{\gamma_{11}} \right) - \ln(1 - \varepsilon \delta_1 - a\varepsilon^2 \delta_3) \right). \quad (28)$$

It is easy to show that $\eta_1(\varepsilon) = \mathcal{O}(\varepsilon)$. Moreover, let us remark that $\eta_1(\varepsilon)$ is only defined if $1 - \varepsilon \delta_1 - a\varepsilon^2 \delta_3 > 0$, that is if $\varepsilon < \varepsilon_3$ where

$$\varepsilon_3 = \frac{-\delta_1 + \sqrt{\delta_1^2 + 4a\delta_3}}{2a\delta_3}. \quad (29)$$

The second inequality of (27) is equivalent to

$$\begin{aligned} \tau^* &> \frac{-\varepsilon}{\lambda_f} \ln \left(\frac{a\varepsilon - \varepsilon \delta_2 - a\varepsilon^2 \delta_4}{\gamma_{12} + a\varepsilon \gamma_{22}} \right) \\ \iff \tau^* &> \frac{\varepsilon}{\lambda_f} \left(\ln \left(\frac{\gamma_{12} + a\varepsilon \gamma_{22}}{a - \delta_2 - a\varepsilon \delta_4} \right) - \ln(\varepsilon) \right). \end{aligned}$$

As $\tau^* > \frac{\ln(\gamma_{11})}{\lambda_s} + \eta_1(\varepsilon) \geq \frac{\ln(\gamma_{11})}{\lambda_s}$, then the previous inequality holds if

$$\frac{\ln(\gamma_{11})}{\lambda_s} > \frac{\varepsilon}{\lambda_f} \left(\ln \left(\frac{\gamma_{12} + a\varepsilon \gamma_{22}}{a - \delta_2 - a\varepsilon \delta_4} \right) - \ln(\varepsilon) \right). \quad (30)$$

By remarking that the right-hand side of the inequality goes to 0 when ε goes to 0, one concludes that there exists $\varepsilon_4 > 0$ such that for all $\varepsilon \in (0, \varepsilon_4)$, (30) holds. Then, the theorem is proved by setting $\varepsilon_1^* = \min(\varepsilon_2, \varepsilon_3, \varepsilon_4)$.

b) Similarly to item *a)*, it is sufficient to show that (27) holds. Since $\gamma_{11} = 1$, the first inequality holds if and only if $\tau^* > \eta_1(\varepsilon)$. The second inequality holds if and only if $\tau^* > \frac{-\varepsilon}{\lambda_f} \ln(\varepsilon) + \eta_2(\varepsilon)$, where $\eta_2(\varepsilon) = \frac{\varepsilon}{\lambda_f} \ln \left(\frac{\gamma_{12} + a\varepsilon \gamma_{22}}{a - \delta_2 - a\varepsilon \delta_4} \right)$. It is easy to show that $\eta_2(\varepsilon) = \mathcal{O}(\varepsilon)$. Moreover let us remark that $\eta_2(\varepsilon)$ is only defined if $a - \delta_2 - a\varepsilon \delta_4 > 0$, that is if $\varepsilon < \varepsilon_5$ with

$$\varepsilon_5 = \frac{a - \delta_2}{a\delta_4}. \quad (31)$$

Moreover, since $\eta_1(\varepsilon) = \mathcal{O}(\varepsilon)$, there exists $\varepsilon_6 > 0$ such that for all $\varepsilon \in (0, \varepsilon_6)$, $\eta_1(\varepsilon) < \frac{1}{\lambda_f} \varepsilon \ln(\varepsilon)$. The theorem is proved by setting $\varepsilon_2^* = \min(\varepsilon_2, \varepsilon_5, \varepsilon_6)$.

c) Again it is sufficient to show that (27) holds. Since $\gamma_{11} = 1$, the first inequality holds if and only if $\tau^* > \eta_1(\varepsilon)$. Since $\gamma_{12} = 0$, the second inequality holds if and only if

$$\tau^* > \frac{-\varepsilon}{\lambda_f} \ln \left(\frac{a - \delta_2 - a\varepsilon \delta_4}{a\gamma_{22}} \right).$$

Let

$$\eta_3(\varepsilon) = \max \left(\eta_1(\varepsilon), \frac{-\varepsilon}{\lambda_f} \ln \left(\frac{a - \delta_2 - a\varepsilon \delta_4}{a\gamma_{22}} \right) \right). \quad (32)$$

Then, it is easy to show that $\eta_3(\varepsilon) = \mathcal{O}(\varepsilon)$ and is well defined for $\varepsilon < \min(\varepsilon_3, \varepsilon_5)$. The theorem is proved by setting $\varepsilon_3^* = \min(\varepsilon_2, \varepsilon_3, \varepsilon_5)$.

d) The positive matrix ΓM_{τ^*} is Schur if and only if there exists $p \in \mathbb{R}_+^2$, such that $(\Gamma M_{\tau^*})^\top p < p$ (see e.g. Rantzer (2011)). Let us look for p under the form $(1, a)^\top$ with $a > 0$. Then, $(\Gamma M_{\tau^*})^\top p < p$ is equivalent with

$$\begin{cases} \gamma_{11} e^{-\lambda_s \tau^*} + \varepsilon \delta_1 + a\gamma_{21} e^{-\lambda_s \tau^*} + a\varepsilon \delta_3 < 1 \\ \gamma_{12} e^{-\frac{\lambda_f}{\varepsilon} \tau^*} + \varepsilon \delta_2 + a\gamma_{22} e^{-\frac{\lambda_f}{\varepsilon} \tau^*} + a\varepsilon \delta_4 < a \end{cases}$$

which is also equivalent with

$$\begin{cases} \tau^* > \frac{1}{\lambda_s} \ln \left(\frac{\gamma_{11} + a\gamma_{21}}{1 - a\varepsilon\delta_3 - \varepsilon\delta_1} \right) \\ \tau^* > \frac{\varepsilon}{\lambda_f} \ln \left(\frac{\gamma_{12} + a\gamma_{22}}{a - \varepsilon\delta_2 - a\varepsilon\delta_4} \right). \end{cases} \quad (33)$$

Since $\gamma_{11} < 1$ it is possible to choose $a > 0$ such that $\gamma_{11} + a\gamma_{21} < 1$, it follows that the first inequality holds for any $\tau^* \geq 0$ and for all $\varepsilon \in (0, \varepsilon_6)$ with

$$\varepsilon_6 = \frac{1 - \gamma_{11} - a\gamma_{21}}{a\delta_3 + \delta_1}. \quad (34)$$

Then the second inequality is equivalent to $\tau^* > \eta_4(\varepsilon)$ where

$$\eta_4(\varepsilon) = \frac{\varepsilon}{\lambda_f} \ln \left(\frac{\gamma_{12} + a\gamma_{22}}{a - \varepsilon\delta_2 - a\varepsilon\delta_4} \right). \quad (35)$$

It is easy to show that $\eta_4(\varepsilon) = \mathcal{O}(\varepsilon)$ and is well defined for $\varepsilon < \varepsilon_7$ given by

$$\varepsilon_7 = \frac{a}{a\delta_3 + \delta_1}. \quad (36)$$

The theorem is proved by setting $\varepsilon_4^* = \min(\varepsilon_2, \varepsilon_6, \varepsilon_7)$.

Moreover, if $\gamma_{22} < 1$ and $\frac{\gamma_{12}\gamma_{21}}{(1-\gamma_{11})(1-\gamma_{22})} < 1$, it is possible to choose $a > 0$ such that $\frac{\gamma_{12}}{1-\gamma_{22}} < a < \frac{1-\gamma_{11}}{\gamma_{21}}$. It follows that the first inequality holds for any $\tau^* \geq 0$ and for all $\varepsilon \in (0, \varepsilon_6)$. As for the second inequality, it holds for any $\tau^* \geq 0$ and for all $\varepsilon \in (0, \varepsilon_8)$ with

$$\varepsilon_8 = \frac{a - \gamma_{12} - a\gamma_{22}}{\delta_2 + a\delta_4}. \quad (37)$$

The theorem is proved by setting $\varepsilon_5^* = \min(\varepsilon_2, \varepsilon_6, \varepsilon_8)$.

References

- Abdelrahim, M., Postoyan, R. & Daafouz, J. (2015), ‘Event-triggered control of nonlinear singularly perturbed systems based only on the slow dynamics’, *Automatica* **52**, 15–22.
- Balachandra, M. & Sethna, P. R. (1975), ‘A generalization of the method of averaging for systems with two time scales’, *Archive for Rational Mechanics and Analysis* **58**(3), 261–283.
- Fiore, D., Hogan, S. J. & di Bernardo, M. (2016), ‘Contraction analysis of switched systems via regularization’, *Automatica* **73**, 279–288.
- Goebel, R., Sanfelice, R. & Teel, A. (2012), *Hybrid Dynamical Systems*, Princeton University Press.
- Hodgkin, A. & Huxley, A. (1952), ‘A quantitative description of membrane current and its application to conduction and excitation in nerve’, *The Journal of Physiology* **117**, 500–544.
- Khalil, H. (2001), *Nonlinear Systems (Third Edition)*, Prentice Hall.

Kokotović, P., Khalil, H. & O’Reilly, J. (1999), *Singular perturbation methods in control: analysis and design*, SIAM Series in Classics and Applied Mathematics.

L.Chen & Aihara, K. (2002), ‘A model of periodic oscillation for genetic regulatory systems’, *IEEE Transactions on Circuits and Systems* **49**(10), 1429–1436.

Llibre, J., da Silva, P. & Teixeira, M. (2009), ‘Study of singularities in nonsmooth dynamical systems via singular perturbation’, *SIAM Journal on Applied Dynamical Systems* **8**(1), 508–526.

Mallocci, I. (2009), Two time scale switched systems: Application to steering control in hot strip mills, PhD thesis, Univ. Lorraine - CRAN UMR 7039.

Mallocci, I., Daafouz, J. & Iung, C. (2009), Stabilization of continuous-time singularly perturbed switched systems, in ‘Proc. of the 48th IEEE Conference on Decision and Control’.

Mallocci, I., Daafouz, J., Iung, C., Bonidal, R. & Szczepanski, P. (2009), ‘Switched system modeling and robust steering control of the tail end phase in a hot strip mill’, *Nonlinear Analysis: Hybrid Systems* **3**(3), 239–250.

Mallocci, I., Daafouz, J., Iung, C., Bonidal, R. & Szczepanski, P. (2010), ‘Robust steering control of hot strip mill’, *IEEE Transactions on Automatic Control* **18**(4), 908–917.

M.Alwan, Liu, X. & Ingalls, B. (2008), ‘Exponential stability of singularly perturbed switched systems with time delay’, *Nonlinear Analysis: Hybrid Systems* **2**(3), 913–921.

Nesic, D. & Teel, A. (2001), ‘Input-to-state stability for nonlinear time-varying systems via averaging’, *Mathematics of Control, Signals, and Systems* **14**, 257–280.

Rantzer, A. (2011), Distributed control of positive systems, in ‘50th IEEE Conference on Decision and Control and European Control Conference (CDC-ECC)’, IEEE, pp. 6608–6611.

Rejeb, J. B., Morărescu, I.-C., Girard, A. & Daafouz, J. (2016), Stability analysis of a general class of singularly perturbed linear hybrid systems, in ‘Proceedings of 55th IEEE Conference on Decision and Control’.

Sanfelice, R. & Teel, A. R. (2011), ‘On singular perturbations due to fast actuators in hybrid control systems’, *Automatica* **47**, 692–701.

Simeonov, P. S. & Bainov, D. D. (1988), ‘Stability of the solutions of singularly perturbed systems with impulse effect’, *J. Math. Anal. Appl.* **136**(2), 575–588.

Teel, A., Moreau, L. & Nesic, D. (2003), ‘A unified framework for input-to-state stability in systems with two time scales’, *IEEE Transactions on Automatic Control* **48**(9), 1526–1544.