

1 **Balancing yield with resilience and conservation objectives in harvested**  
2 **predator-prey communities**

3

4 Eric Tromeur<sup>1,2,a</sup>, Nicolas Loeuille<sup>2,b</sup>

5

6 <sup>1</sup> AgroParisTech, Univ Paris-Saclay, 16 rue Claude Bernard, 75231, Paris, France

7

8 <sup>2</sup> Sorbonne Universités, UPMC Univ Paris 06, Univ Paris Diderot, Univ Paris-Est

9 Créteil, CNRS, INRA, IRD, Institute of Ecology and Environmental Sciences of Paris

10 (iEES Paris), 7 quai St Bernard, 75252, Paris, France

11

12 <sup>a</sup> ORCID: 0000-0003-0620-7902; Email: [eric.tromeur@agroparistech.fr](mailto:eric.tromeur@agroparistech.fr)

13

14 <sup>b</sup> ORCID: 0000-0001-9588-6542; Email: [nicolas.loeuille@upmc.fr](mailto:nicolas.loeuille@upmc.fr)

15 **Abstract**

16 The global overexploitation of fish stocks is endangering many marine food webs.  
17 Scientists and managers now call for an ecosystem-based fisheries management, able  
18 to take into account the complexity of marine ecosystems and the multiple ecosystem  
19 services they provide. By contrast, many fishery management plans only focus on  
20 maximizing the productivity of harvested stocks. Such practices are suggested to  
21 affect other ecosystem services, altering the integrity and resilience of natural  
22 communities. Here we show that while yield-maximizing policies can allow for  
23 coexistence and resilience in predator-prey communities, they are not optimal in a  
24 multi-objective context. We find that although total prey and predator maximum  
25 yields are higher with a prey-oriented harvest, focusing on the predator improves  
26 species coexistence. Also, moderate harvesting of the predator can enhance resilience.  
27 Furthermore, increasing maximum yields by changing catchabilities improves  
28 resilience in predator-oriented systems, but reduces it in prey-oriented systems. In a  
29 multi-objective context, optimal harvesting strategies involve a general trade-off  
30 between yield and resilience. Resilience-maximizing strategies are however  
31 compatible with quite high yields, and should often be favored. Our results further  
32 suggest that balancing harvest between trophic levels is often best at maintaining  
33 simultaneously species coexistence, resilience and yield.

## 34 **Introduction**

35 The overexploitation of fish stocks is a global phenomenon that has major impacts on  
36 the structure and the functioning of marine ecosystems (Pauly et al. 1998, Worm et al.  
37 2009). It has been shown to reduce the numbers of top predators such as sharks  
38 (Myers et al. 2007), thus triggering trophic cascades that compromise the  
39 conservation of marine biodiversity (Pauly et al. 1998, Estes et al. 2011) and affect its  
40 global functioning. Resulting biodiversity losses impair the delivery of ocean  
41 ecosystem services, altering the resilience and the productivity of fisheries (Worm et  
42 al. 2006). As a consequence, scientists are now calling for a consistent ecosystem-  
43 based fisheries management (EBFM), able to tackle the complexity of multispecies  
44 fisheries, and to balance multiple ecosystem services (Pikitch et al. 2004, Bennett et  
45 al. 2009).

46 However, many fisheries only focus on a single service, namely the  
47 productivity of the fishery. As a result, the maximum sustainable yield (hereafter  
48 MSY), has become the most common management target in world fisheries (Mace  
49 2001). This reference point corresponds to the maximum level of catches that can be  
50 harvested from a fish stock while allowing the stock to regenerate. However, MSY  
51 targets generally rely on single-species assessments (Larkin 1977), which in  
52 multispecies contexts has been found to deteriorate the structure of marine ecosystems  
53 (Walters et al. 2005). This may in turn have far-reaching consequences on other  
54 ecosystem services such as ecosystem regulation and biomass preservation (Bennett  
55 et al. 2009). The compatibility of yield-maximizing strategies with the principles of  
56 ecosystem-based management is thus in question. This issue is particularly pressing  
57 given ecological network structures, where harvesting a species can affect other  
58 interacting species.

59 First, maximizing catches of a given species can endanger other trophic levels  
60 through indirect density-dependent effects. Predator species are particularly sensitive  
61 as they compete with harvesters for prey (Christensen 1996). Such indirect effects of  
62 prey harvesting have been empirically suggested to reduce predator numbers in  
63 multispecies fisheries (Pauly 1979, Trites et al. 1997, Essington and Munch 2014).  
64 Collapse of predator populations can also directly result from predator harvest (Myers  
65 and Worm 2003). As a consequence of the competition between predator species and  
66 harvesters, the culling of predator species has also been proposed to increase the  
67 productivity of some fisheries (Yodzis 1994).

68 Accordingly, former theoretical studies suggested that maximizing prey yield  
69 requires culling predators (May et al. 1979, Beddington and Cooke 1982, Legović et  
70 al. 2010, Kar and Ghosh 2013), except if the predator can rely on other resources or if  
71 the trophic interaction is ratio-dependent (Larkin 1966, Kar and Ghosh 2013). On the  
72 contrary, if the predator is the only harvested species, harvesting it at MSY enables  
73 the coexistence of prey and predator species (Legović et al. 2010, Kar and Ghosh  
74 2013). Harvesting both prey and predator species to reach a multispecies MSY can  
75 enable the coexistence of the two species if the predator species is productive enough  
76 and can sustain sufficient harvesting levels (Larkin 1966, May et al. 1979, Matsuda  
77 and Abrams 2006, Kar and Ghosh 2013).

78 Second, yield-maximizing strategies can impact the resilience of the harvested  
79 food webs. Resilience is generally construed as the ability of food webs to recover  
80 from disturbances (McCann 2000). Empirical evidence usually suggests that  
81 harvesting reduces the resilience of marine ecosystems. Hsieh et al. (2006) found for  
82 instance that fishing increases variability in the abundance of harvested species. This  
83 effect has been interpreted as the result of changes in the size structure of fish

84 populations (Anderson et al. 2008, Kuparinen et al. 2016). In predator-prey  
85 communities, harvesting predators has also been shown to promote regime shifts  
86 towards persistently low predator populations (Estes et al. 2011), as shown with cod  
87 in the Baltic Sea (Gardmark et al. 2014). Likewise, the resilience of coral  
88 communities can be affected by the harvest of herbivorous fish (Mumby et al. 2013,  
89 2016). A local stability analysis of a coastal fish community based on empirical data  
90 also revealed a destabilizing effect of predator decline over time (Britten et al. 2014).

91       Theoretical studies have shown that the resilience of harvested predator-prey  
92 food webs is highly dependent on the relative intensity of prey and predator harvest.  
93 In many studies, increasing the rate of prey harvesting leads to less stable predator-  
94 prey dynamics (Brauer and Soudack 1979a, May et al. 1979). The impact of predator  
95 harvest is less clear however. Increasing the rate of harvest has been found to  
96 destabilize the dynamics of the system (Brauer and Soudack 1979b, May et al. 1979),  
97 which is coherent with the view that predators tend to stabilize ecosystems  
98 (Christensen 1996, Rooney et al. 2006). However, harvesting predators has also been  
99 found to stabilize the dynamics of the system (Brauer and Soudack 1979b, Plank and  
100 Law 2012). This latter result is coherent with the assumption that a decreased energy  
101 flux relative to the predator loss rate increases the resilience of the system to  
102 perturbations (Rosenzweig 1971, Rip and McCann 2011).

103       In the present work, we intend to discuss management from a simple point of  
104 view, accounting for multiple ecosystem services. We not only assess the productivity  
105 of the fishery (resource supply ecosystem service), a classical target of MSY models,  
106 but also the integrity of the community (maintenance of all species, a conservation  
107 target) and its resilience. To allow for a more thorough mathematical analysis,  
108 resilience is measured as the time it takes for the system to come back to equilibrium

109 after a small disturbance. We investigate the effects of maximizing yield on one of the  
110 two interacting species and on the whole community. We explore synergies and trade-  
111 offs between yield, conservation and resilience that arise from different harvesting  
112 strategies. More specifically, we predict: (1) from a conservation point of view, as  
113 predator populations limit potential prey yields, yield-maximizing strategies can be  
114 expected to deplete predator populations, resulting in a trade-off between yield and  
115 conservation objectives. (2) This in turn could affect resilience; in particular,  
116 increased prey harvests can be expected to reduce resilience, while the effects of  
117 predator harvest remain unclear. Thus, trade-offs are also likely to arise between  
118 resilience and yield and to depend on the relative intensities of prey and predator  
119 harvest. (3) That given these two trade-off axes, one may only need to sacrifice a little  
120 yield compared to MSY targets, to allow a better and more integrative management of  
121 marine ecosystems (in line with Pretty Good Yield concepts (Hilborn 2010)).

122 Our results indeed highlight a general trade-off between yield and resilience  
123 that depends on the relative harvesting intensities of prey and predator species, and  
124 suggest that a sensible strategy meeting all three targets usually balances the  
125 harvesting between predator and prey species.

126

## 127 **Methods**

### 128 *Model*

129 To allow for a tractable analysis of relevant management strategies, we consider a  
130 simple Lotka-Volterra model of predator-prey dynamics where the two species are  
131 harvested (we however consider an additional model with a type II functional  
132 response in the Supplementary Material). This model can be written as:

$$\begin{cases} \frac{dN}{dt} = rN \left(1 - \frac{N}{K}\right) - \gamma NP - q_N EN \\ \frac{dP}{dt} = e\gamma NP - mP - q_P EP \end{cases} \quad (1)$$

133 where  $N$  and  $P$  are the respective densities of the prey and predator species,  $r$  is the  
 134 prey intrinsic growth rate,  $K$  its carrying capacity,  $\gamma$  is the attack rate of the predator,  
 135  $e$  the efficiency of conversion of prey into predator, and  $m$  the predator natural  
 136 mortality rate. Predator and prey species are harvested with a single fishing effort  $E$   
 137 and with respective catchabilities  $q_N$  and  $q_P$ . In fisheries, this would mean that a  
 138 single fleet harvests multiple species at once, which is the case of most fishing fleets  
 139 such as trawlers.

140

141 *Equilibrium*

142 At the equilibrium, the variations of densities in time (Eq. (1)) are set to zero. A trivial  
 143 equilibrium exists where the two populations are extinct. This trivial equilibrium is  
 144 stable provided the effort remains below the growth rate of the prey species, given its  
 145 catchability ( $E < r/q_N$ , see Appendix 1 in Supplementary Material). Otherwise, prey  
 146 population increases when rare. In the single-species equilibrium, the density of the  
 147 prey is equal to  $N^* = K(1 - q_N E/r)$ , while the predator remains extinct. This  
 148 equilibrium is feasible and stable if the harvesting effort is smaller than the maximum  
 149 effort the prey can sustain ( $E < r/q_N$ ) and larger than the maximum effort the  
 150 predator can sustain ( $E > r(e\gamma K - m)/(r q_P + e\gamma K q_N)$ ). This latter limit decreases  
 151 with predator and prey catchabilities and predator mortality as these parameters  
 152 undermine predator growth, and increases with the growth rate of the prey. If  
 153  $e\gamma K < m$ , the predator is extinct even in a unharvested system. Finally, a coexistence  
 154 equilibrium also exists:

$$N^* = \frac{m + q_P E}{e\gamma} \quad ; \quad P^* = \frac{1}{\gamma} \left[ r \left( 1 - \frac{(m + q_P E)}{e\gamma K} \right) - q_N E \right] \quad (2)$$

155 This equilibrium is feasible and stable if the harvesting effort is smaller than the  
 156 maximum effort the predator can sustain ( $E < r(e\gamma K - m)/(rq_P + e\gamma K q_N)$ ). From  
 157 Eq. (2), prey density positively depends on predator harvest, as harvesting relaxes the  
 158 top-down control exerted by predators. The density of the predator species is  
 159 negatively correlated with the intensity of prey and predator harvesting. Thus,  
 160 harvesting predator populations increases prey density and decreases predator density,  
 161 while harvesting prey populations only decreases predator density.

162

### 163 *Maximum sustainable yield*

164 We now determine the management allowing for maximum sustainable yield (MSY).  
 165 When both populations are exploited, assuming that individuals of both species are  
 166 valued equivalently, this strategy satisfies

$$\max_E (q_N E N^* + q_P E P^*) \quad (3)$$

167 As specific scenarios, we also study simpler situations in which only one of the two  
 168 species is exploited. In that case, one of the catchabilities is set to zero. If the  
 169 computed effort leads to the extinction of one of the two species, a new effort is  
 170 computed for the remaining species. For precise MSY computations, see Appendix 1.

171

### 172 *Resilience*

173 We wish to measure how harvesting impacts the resilience of the system, understood  
 174 as the ability of a system to sustain perturbations (here, small variations of densities  
 175 around the equilibrium). To do this, we compute the leading eigenvalue  $\lambda_m$  of the  
 176 Jacobian matrix at the equilibrium, that is the eigenvalue with the largest real part.



177 The return time to the equilibrium after a small perturbation is then (Pimm and  
178 Lawton 1978, Loeuille 2010):

$$\tau = \frac{1}{-Re(\lambda_m)} \quad (4)$$

179 A large return time to the equilibrium suggests a low resilience in the face of  
180 perturbations.

181

## 182 **Results**

### 183 *Prey harvest*

184 We first consider the case in which the prey species is the only harvested species.  
185 Increasing harvesting efforts then leads to a decrease in predator density while prey  
186 density remains (Eq (2), Fig. 1a). As predation pressure decreases with reduced  
187 predator densities, higher prey yields can be harvested with increased efforts. Prey  
188 catches increase linearly until the predator goes to extinction. It follows that to  
189 maximize prey yields, it is necessary to first cull predator populations, by increasing  
190 the harvesting effort up to the point at which the predator goes extinct. After the  
191 extinction of the predator, the effort must be readjusted to  $r/(2q_N)$  to reach the  
192 monospecific prey MSY (see Appendix 1). As reaching MSY implies to cull the  
193 predator, there is a clear trade-off between maximizing yields and promoting  
194 community conservation.

195 For low to intermediate harvesting efforts, the resilience of the community  
196 remains unaffected (Fig. 1b). However, close to predator extinction, the resilience of  
197 the community shrinks abruptly as the return time to the equilibrium soars. As shown  
198 in Appendix 1, this is due to a spiral-to-node bifurcation of the stable equilibrium.  
199 Here, resilience and conservation objectives are then aligned. Right after the shift in

200 dynamics, yield can only be increased at the expense of resilience, indicating a trade-  
201 off between these two objectives.

202

### 203 *Predator harvest*

204 We now consider the case in which the predator is the only harvested species.

205 Increasing harvesting efforts on predator leads to a decrease in predator density and to  
206 an increase in prey density due to diminished top-down control (Eq. (2), Fig. 2a).

207 Catches can be maximized for efforts twice as small as the effort leading to predator  
208 extinction (see Appendix 1). In that case, maximization of fishery productivity is thus  
209 a sustainable strategy as it enables the coexistence of the two interacting species.

210 The return time to equilibrium first decreases with increasing efforts,  
211 indicating a stabilization of the system (Fig. 2b). Then after a spiral-to-node  
212 bifurcation, the return time rises close to the extinction of the predator, indicating a  
213 reduced resilience. Given the resilience profile, an effort exists that maximizes the  
214 resilience of the community, hereafter called *resilience maximizing yield* (RMY).

215 The harvesting effort at RMY can be above (Fig. 2a-b) or below (Fig. 2c-d)  
216 the effort at MSY. When the yield-maximizing effort is below the resilience-  
217 maximizing effort (Fig. 2a-b), the resilience at MSY is always higher than the  
218 resilience of an unharvested system. On the other hand, when the yield-maximizing  
219 effort is above the resilience-maximizing effort (Fig. 2c-d), then the MSY-harvested  
220 system can be less resilient than the unharvested system (Fig. 2d). Thus, while MSY  
221 harvesting is always sustainable in this case (in the sense that it guarantees  
222 coexistence), it can still induce resilience losses.

223 The yield-maximizing policy is more likely to be destabilizing if the predator  
224 has a low recovery potential and if its prey is subject to intense intraspecific

225 competition. In fact, as shown in Appendix 1, the effort at MSY is above the effort at  
226 RMY if  $m > (4e\gamma K - r)/(4 + r/e\gamma K)$ . This expression tells us that harvesting at  
227 MSY a predator with a low maximum growth rate  $e\gamma K$  and a high mortality  $m$  is  
228 more likely to destabilize the system. Note also that when the prey growth rate  $r$  is  
229 high, harvesting at MSY is also more likely to be destabilizing. The opposite effects  
230 of prey growth rate  $r$  and prey carrying capacity  $K$  indicate that if prey populations  
231 are subject to intense intraspecific competition (defined by the rate  $r/K$ ), MSY likely  
232 destabilizes the system. Understanding the implications of MSY for resilience thereby  
233 requires a simultaneous study of predator and prey life-histories.

234 As long as the efforts at MSY and RMY do not coincide, between these  
235 efforts, yield cannot be increased without reducing resilience and vice versa. A trade-  
236 off between yield and resilience therefore exists. Managers that desire more resilient  
237 yields may thus choose to depart from the classical MSY strategy and give up some  
238 yield to gain resilience, effectively making a compromise between MSY and RMY  
239 strategies.

240

#### 241 *Simultaneous harvest of predators and prey*

242 We now consider the full system as described by Eq. (2). In this case, it is possible to  
243 find parameter sets for which maximizing the total yield is compatible with  
244 coexistence (Fig. 3, see also Appendix 1 for detailed analytical explanations).

245 For increasing prey catchabilities, the total maximum yield rises (Fig. 3a, see  
246 analytical demonstration in Appendix 1). However, the MSY effort also gets closer to  
247 the effort at which the predator population collapses. This underlines the fact that  
248 MSY strategies in this multispecies context become increasingly risky from a  
249 conservation point of view for high prey catchabilities.

250           On the contrary, for increasing predator catchabilities, the total maximum  
251 yield is reduced (Fig. 3c, see analytical demonstration in Appendix 1). Thus, a prey-  
252 oriented effort is more likely to bring higher maximum yields than a predator-oriented  
253 effort. The distances between the MSY effort and the effort at which the predator  
254 population collapses are not affected by predator catchabilities. As demonstrated in  
255 Appendix 1, increasing predator catchabilities actually decreases extinction risk at  
256 MSY. Thus, while a predator-oriented harvest is less productive than a prey-oriented  
257 harvest at MSY, it appears to lower the risk of breaking community coexistence,  
258 facilitating the conservation objective. There is then a trade-off between a prey-  
259 oriented harvest with high yields but high risks in terms of conservation and a  
260 predator-oriented harvest with lower yields but higher sustainability.

261           When increasing prey catchabilities, the minimum return time to equilibrium  
262 is also increased (Fig. 3b). On the contrary, for increasing predator catchabilities, the  
263 minimum return time to equilibrium is slightly reduced (Fig. 3d). Thus, a predator-  
264 oriented effort is potentially more resilient than a prey-oriented effort. As a result, a  
265 prey-oriented harvest is more likely to be more productive and less resilient than a  
266 predator-oriented harvest, which can be less productive but more resilient to  
267 perturbations.

268           The relationship between yield and resilience at MSY is illustrated for varying  
269 prey and predator catchabilities in Figure 4. Increasing prey catchability augments the  
270 total yield at MSY (Fig. 4a), while increasing predator catchability reduces the total  
271 yield at MSY (Fig. 4b). As pointed out before, prey-oriented systems are thus more  
272 productive than predator-oriented systems at MSY.

273           Effects of varying prey and predator catchabilities on system resilience are  
274 however not monotonic. Increasing prey catchability from low values first increases

275 resilience. Likewise, starting from high values, decreasing predator catchability  
276 increases resilience. Thus, in a predator-oriented fishery with high predator  
277 catchabilities and low prey catchabilities, turning towards a more prey-oriented  
278 harvest both increases yield and resilience: there is a synergy between yield and  
279 resilience at MSY. For higher prey catchabilities and lower predator catchabilities, the  
280 situation is reversed, and a trade-off appears between yield and resilience at MSY:  
281 focusing on prey at the expense of predator harvest leads to small increases in yield  
282 and strong decreases in resilience. Conversely, in a prey-oriented fishery with high  
283 yield and low resilience at MSY, turning towards a more predator-oriented harvest  
284 might increase resilience at the expense of yield.

285         These results have direct implications in terms of management. Let us for  
286 instance consider a predator-oriented harvest, with a low prey-to-predator catchability  
287 ratio. As increasing this ratio can bring higher yield and resilience at MSY, it can be  
288 expected to increase up to the point at which the trade-off between yield and  
289 resilience appears. The manager then has to decide whether to increase yield at the  
290 expense of resilience or not. Note that the trade-off front is quite sharp on Figure 4.  
291 Therefore, past the breaking point, a small increase in yield would induce an  
292 important decrease in resilience. A prudent manager could be expected to choose an  
293 intermediate ratio, that is a balanced harvesting between prey and predator species.

294         We now move from this view, centered on MSY strategies, to a more global  
295 set of strategies that consider all possibilities from MSY to RMY. That is, from a  
296 management primarily directed at productivity to one devoted to maintaining system  
297 stability. We have shown in Figure 2 that the yield-maximizing and the resilience-  
298 maximizing equilibria are generally reached for different efforts. In between, it is  
299 impossible to increase yield without decreasing resilience, and vice versa. All

300 equilibria between MSY and RMY strategies thus denote a trade-off between yield  
301 and resilience. In Figure 5, we compute all these equilibria for different prey (Fig. 5a)  
302 and predator (Fig. 5b) catchabilities, thereby illustrating the set of possible states. For  
303 each catchability value (i.e., each shade of grey), the dotted line traces out the  
304 equilibria between MSY and RMY, with effort varying along the line. Thus, MSY  
305 equilibria in Figure 5 trace out the same curves as in Figure 4. From any state among  
306 these dotted lines, it is possible to reach any other state, by changing the catchabilities  
307 or the fishing effort. In particular, both yield and resilience can be improved, until we  
308 reach the external part of the set (thick dark-gray line in Fig. 5), where yield cannot be  
309 increased without decreasing resilience and vice versa. This border part of the set, on  
310 which no further improvement of yield or resilience is possible, is called a Pareto  
311 frontier.

312         This Pareto frontier denotes a global trade-off between yield and resilience,  
313 that is associated with a trade-off between a prey-oriented harvest and a predator-  
314 oriented harvest: for low prey catchabilities or high predator catchabilities, a small  
315 yield is associated with a high resilience, while for higher prey catchabilities or lower  
316 predator catchabilities, resilience is decreased as the total yield is increased. As this  
317 trade-off is concave, at high yields resilience can be highly increased without losing  
318 much yield, while at high resilience yields can be highly increased without losing  
319 much resilience.

320         Analysis of the Pareto frontier may help to guide the management of the  
321 harvested system. Without knowing the preferences of the managers however, it is  
322 impossible to define a single optimal strategy. If a manager is only interested in yield,  
323 the optimal state would be to maximize catches at the expense of resilience and then  
324 put the predator population at risk. This strategy is denoted by the letter A in Figure 5.

325 This can be done by focusing harvest on prey and harvesting the system at MSY.  
326 Now if a manager is only interested in resilience, the best target is a focus on predator  
327 to reach RMY (letter C in Figure 5). But as the manager can be expected to seek a  
328 balance between resilience and yield, he may want to increase yield until resilience  
329 losses are acceptable. The breaking point of the Pareto frontier (letter B in Figure 5)  
330 can then be an optimal solution, which corresponds to focusing harvest on prey and  
331 reaching RMY.

332 Most MSY points are not situated on the global Pareto frontier, while all RMY  
333 points are. Thus, if we include resilience among the objectives of a fishery, MSY does  
334 not appear to be the best-suited harvesting strategy. Consider for instance a system  
335 where only the predator is harvested at MSY (Fig. 5a): to improve both yield and  
336 resilience and reach the Pareto frontier, one may slightly increase harvesting pressure  
337 on prey and adjust the effort to maximize resilience. But as the point at which MSY  
338 and RMY coincide is situated on the frontier, balancing harvest between trophic  
339 levels can in any case be considered an optimal strategy.

340 As we show in Appendix 2, our main results are not specific to the linear  
341 functional response we use here. We investigated a Rosenzweig-MacArthur model  
342 characterized by a non-linear (Holling type II) functional response. Our conclusions  
343 regarding the impact of predator harvest or joint prey and predator harvest on  
344 resilience are similar in both models (compare Fig. A2b and A2c with Fig. 2 and 3).  
345 Note however that contrary to the linear case, prey harvest can increase resilience (Fig  
346 A2a). We also observe similar relationships between yield and resilience (compare  
347 Fig. A3 with Fig. 5), regardless of the functional response. Particularly, the trade-off  
348 between a prey-oriented fishery with high yield and low resilience and a predator-  
349 oriented fishery with low yield and high resilience remains when using non-linear

350 functional responses. In both models, balancing harvest between predator and prey  
351 thus allows for a simultaneous management of the two objectives.

352

353

## 354 **Discussion**

### 355 *Focusing harvest on predator favors conservation at MSY*

356 Our results stress potential conservation issues of yield-maximizing policies in trophic  
357 communities. We find that maximizing prey yield results in the extinction of predator  
358 populations, in agreement with previous studies (May et al. 1979, Beddington and  
359 Cooke 1982, Legović et al. 2010, Kar and Ghosh 2013). On the contrary, maximizing  
360 predator yield is compatible with species coexistence, as shown in Legović et al.  
361 (2010), Kar and Ghosh (2013). In more complex communities however, single-  
362 species MSY policies may induce many indirect effects that deteriorate the structure  
363 of harvested communities (Walters et al. 2005). Maximizing total yields, or reaching  
364 multispecies MSY, has thus been suggested as a potential ecosystem-based alternative  
365 to single-species MSY (Mueter and Megrey 2006).

366       Along these lines, we show that when both prey and predator species are  
367 harvested, it is possible to implement strategies that conciliate both productivity  
368 objectives and the conservation of predators and prey, thus reconciling "resource  
369 supply" with ecosystem services that are directly linked with the maintenance of  
370 biodiversity (Costanza et al. 1997). Such management strategies are consistent with  
371 other theoretical analyzes (May et al. 1979, Kar and Ghosh 2013). Yet depending on  
372 parameters, the MSY effort can still be very close to the extinction effort, so that  
373 harvesting becomes risky and any implementation error could lead to species loss. We  
374 argue in particular that maximizing total yield is more sustainable with a predator-



375 oriented harvest than with a prey-oriented harvest, as the predator extinction risk is  
376 lower.

377

378 *Focusing harvest on prey increases maximum yields*

379 Our results also show that multispecies maximum yields are higher with a  
380 prey-oriented harvest than with a predator-oriented harvest, consistently with findings  
381 from Beddington and Cooke (1982). This also is coherent with the assumption that  
382 catches decrease with the trophic level (Christensen 1996). If maintaining all  
383 populations is not considered a priority, the solution is again to cull down predator  
384 species to maximize prey yields (Yodzis 1994). Yet this culling strategy is not  
385 considered in depth here as we assume that maintaining coexistence is a prerequisite  
386 to any ecosystem-based management strategy.

387 Our results hinge on the assumption that individuals of each species are valued  
388 equivalently. A common hypothesis in multispecies MSY studies is that each species  
389 has the same value per unit biomass (Mueter and Megrey 2006, Kar and Ghosh 2013).  
390 In such conditions, predatory fish usually having larger body sizes may be expected to  
391 have a higher value than prey individuals. A straightforward way to consider  
392 differential valuation in our model could be to weight equation (3) by introducing the  
393 prices of predators and prey explicitly. If predators have higher prices than prey,  
394 maximizing profits instead of yield, to reach what is usually called a *maximum*  
395 *economic yield* policy (Clark 2006), would then imply a larger focus on predators. In  
396 general, maximizing aggregate profits is likely to lead to a dominant harvesting of the  
397 most productive and valuable species (as suggested in Clark 2006). While we do not  
398 capture this explicitly, note that we analyze differences in catchabilities of the two  
399 species that can be expected to reflect differential valuations. Indeed, fishermen are

400 supposed to preferentially target species with high productivity and value. In that  
401 sense, our results already partly reflect the consequences of a differential valuation of  
402 prey and predator species.

403

404 *Moderate predator harvesting favors resilience*

405       Next to the maintenance of the community and the productivity of the fishery,  
406 our analysis also focuses on resilience criteria. Indeed, given current global changes  
407 and generalized human impacts, marine ecosystems face many disturbances (Lejeune  
408 et al. 2010) and their ability to sustain such disturbances (resistance) and to get back  
409 to their initial state (resilience) has become an important focus in ecosystem  
410 management in general (Côté and Darling 2010) and in fisheries in particular (Hsieh  
411 et al. 2006, Barnett and Baskett 2015). Resilience is especially important to  
412 fishermen, whose activity may then rely on stable catches and profits in time  
413 (Armsworth and Roughgarden 2003). Given a fast pace of disturbances, a non  
414 resilient system that would take a long time to go back to equilibrium would undergo  
415 a new perturbation before it can get back to its state. This accumulation of  
416 disturbances could maintain the system in a transient state, possibly threatening the  
417 overall ecosystem functioning and associated ecosystem services. Incorporating  
418 resilience-oriented objectives in fisheries management is therefore highly needed  
419 given this global context.

420       Yet, defining and measuring resilience remains challenging (McCann 2000).  
421 Our measure of resilience as a return time to equilibrium is simple enough to allow a  
422 complete mathematical analysis. It can however be difficult to assess empirically  
423 (Donohue et al. 2016). Nevertheless, Britten et al. (2014) did evaluate the return time  
424 to equilibrium of a coastal fish community by using the approach developed by Ives

425 et al. (2003). But such an assessment is not relevant in unstable systems characterized  
426 by transient or oscillatory dynamics. A broader definition of resilience as the ability to  
427 absorb changes and still persist is then needed (Holling 1973). Such other measures  
428 include variability (coefficient of variation over time) and persistence (maintenance of  
429 the structure of the system after a specified amount of time) (Donohue et al. 2016).

430 Our analysis brings together contrasting views regarding the effects of  
431 predator harvesting on resilience. On the one hand, we show that for low harvesting  
432 pressures, harvesting the predator as a sole or joint target can bring resilience to the  
433 system. This is coherent with the *principle of energy flux* (Rosenzweig 1971, Rip and  
434 McCann 2011), which states that decreased energy fluxes, relative to the consumer  
435 loss rate, makes consumer-resource interactions more stable. A similar result has been  
436 found in marine ecosystems by (Plank and Law 2012).

437 On the other hand, we show that when harvesting at MSY brings the predator  
438 species close to extinction, the system abruptly becomes less resilient. Thus, when the  
439 predator population is reduced to low levels, then the principle of energy flux does not  
440 hold anymore and harvesting the predator species becomes destabilizing. This is  
441 coherent with the assumption that predator species are stabilizing (Christensen 1996,  
442 Rooney et al. 2006), and with the finding by (Britten et al. 2014) based on empirical  
443 data that predator declines reduce the stability of coastal fish communities. The  
444 sudden decrease in resilience close to the collapse of the predator population implies a  
445 critical slowing down in the recovery ability of the disturbed system (Scheffer et al.  
446 2009). Slow return times to equilibrium, in addition to low predator densities, could  
447 make the predator population particularly vulnerable to an accumulation of  
448 perturbations.

449

450 *Managing yield and resilience at MSY by balancing predator and prey exploitation*

451 By comparing yield and resilience at MSY, we uncover synergies and trade-  
452 offs between these two services, with important consequences in terms of  
453 management. We show that in a predator-oriented mixed fishery, turning towards a  
454 more prey-oriented harvest can first increase both yield and resilience at MSY.  
455 However, such a strategy eventually leads to increased yield at the expense of  
456 resilience, implying a trade-off between these two services. As giving up small yields  
457 can bring much resilience, managers can be expected to choose intermediate prey and  
458 predator catchabilities, resulting in a balanced harvest between trophic levels.

459 Balancing harvest between trophic levels has recently been advanced as an  
460 alternative to the classical selective paradigm in fisheries (Zhou et al. 2010). It has  
461 notably been shown to improve maximum yields in multispecies fisheries (Garcia et  
462 al. 2012, Jacobsen et al. 2013) . The consequences of balanced harvesting for the  
463 stability of size-structured fish populations have also been assessed (Rochet and  
464 Benoit 2012, Law et al. 2012). These studies suggest that a balanced harvest could be  
465 more productive and stabilizing than selectively harvesting either small fish (mostly  
466 prey fish) or big fish (mostly predator fish). Our results offer a more nuanced view by  
467 showing that balancing harvest is not always a win-win solution, but rather an optimal  
468 strategy along a trade-off that balances yield and resilience.

469

470 *Beyond MSY: trading off yield and resilience in harvested trophic communities*

471 Our results show the existence of a global trade-off between yield and  
472 resilience in mixed predator-prey fisheries, represented by a Pareto-optimality frontier  
473 between these services. Different parts of this frontier can be reached by changing  
474 prey and predator catchabilities, but also the intensity of harvest. Thus, the trade-off

475 between yield and resilience is indicative of a trade-off between a predator-oriented  
476 harvest with low yields but high resilience and a prey-oriented harvest with high  
477 yields but potentially low resilience.

478 Interestingly, yield-maximizing strategies are almost never found on the  
479 optimality frontier and thus often revealed to be suboptimal when considering  
480 multiple objectives. This concurs with Beddington and Cooke (1982), who argue that  
481 maximum yields should be reduced to account for the stability of harvested systems.  
482 It is also coherent with empirical claims that harvest reduces the resilience of fish  
483 stocks (Hsieh et al. 2006, Anderson et al. 2008). As a result, strict MSY policies do  
484 not seem to fit into the multi-objective framework of ecosystem-based management  
485 (Bennett et al. 2009). This is especially true in multispecies communities in which  
486 emergent properties such as resilience are highly constrained by interactions between  
487 species.

488 On the contrary, resilience-maximizing policies are always found to be  
489 optimal in this multi-objective context. To improve yield without losing much  
490 resilience, managers can be expected to focus harvest on prey with low efforts, in  
491 order to maximize resilience. In that case, balancing yield and resilience would imply  
492 to focus harvest on prey with a low harvesting intensity. This strategy could bring  
493 higher yields than a balanced harvesting, without losing much resilience. Therefore,  
494 some level of selectivity can also be beneficial if harvesting pressures are reduced.  
495 This is coherent with the claim that favoring a targeted exploitation of fish stocks  
496 below maximum sustainable yields could be more efficient than a balanced harvest  
497 (Froese et al. 2015). In that sense, maximum sustainable yields can still serve as  
498 useful reference points to implement ecosystem-based fisheries management, as long  
499 as other objectives are taken into account (Hilborn 2010).

500

501           For the sake of a complete analysis, we proposed here the study of a simple  
502 model. We notably assumed a linear functional response for predators, which  
503 typically leads to stable equilibria. Other functional responses are however possible,  
504 and may involve unstable and oscillatory states. To check whether our results can be  
505 extended to such dynamics, we numerically investigated a Rosenzweig-MacArthur  
506 model, characterized by a type-II functional response (see Appendix 2). Consistent  
507 with other studies (e.g., Ghosh et al. 2014), maximizing predator-only or aggregate  
508 prey and predator catches decreases oscillations and often leads the system to a stable  
509 state. Investigation of these stable states shows consistent relationships between yield  
510 and resilience. In particular, the existence of a general trade-off between yield and  
511 resilience turns out to be robust when considering a non-linear functional response.

512           Further complexities such as age- or size-structure of the harvested  
513 populations could also affect the generality of our conclusions. Resilience losses are  
514 for instance known to occur in the context of fisheries-induced disruption of size-  
515 structure (Rochet and Benoit 2012). Also in complex food webs with many direct and  
516 indirect interactions between species (Bascompte et al. 2005), the relationship  
517 between yield and resilience may be strongly dependent on the structure of the food  
518 web. Investigating the relevance of our results for more complex systems such as  
519 structured populations or food webs is an interesting challenge for future research.  
520 This concerns in particular our finding that a balanced harvesting between predator  
521 and prey can reconcile resilience maximization with high yields.

522

523 **References**

524 Anderson, C. N. K. et al. 2008. Why fishing magnifies fluctuations in fish abundance.

525 - *Nature* 452: 835–839.

526 Armsworth, P. R. and Roughgarden, J. E. 2003. The economic value of ecological

527 stability. - *Proc. Natl. Acad. Sci.* 100: 7147–7151.

528 Barnett, L. A. K. and Baskett, M. L. 2015. Marine reserves can enhance ecological

529 resilience (P Mumby, Ed.). - *Ecol. Lett.* 18: 1301–1310.

530 Bascompte, J. et al. 2005. Interaction strength combinations and the overfishing of a

531 marine food web. - *Proc. Natl. Acad. Sci.* 102: 5443–5447.

532 Beddington, J. R. and Cooke, J. G. 1982. Harvesting from a prey-predator complex. -

533 *Ecol. Modell.* 14: 155–177.

534 Bennett, E. M. et al. 2009. Understanding relationships among multiple ecosystem

535 services. - *Ecol. Lett.* 12: 1394–1404.

536 Brauer, F. and Soudack, A. C. 1979a. Stability regions in predator-prey systems with

537 constant-rate prey harvesting. - *J. Math. Biol.* 8: 55–71.

538 Brauer, F. and Soudack, A. C. 1979b. Stability regions and transition phenomena for

539 harvested predator-prey systems. - *J. Math. Biol.* 7: 319–337.

540 Britten, G. L. et al. 2014. Predator decline leads to decreased stability in a coastal fish

541 community. - *Ecol. Lett.* 17: 1518–1525.542 Christensen, V. 1996. Managing fisheries involving predator and prey species. - *Rev.*543 *Fish Biol. Fish.* 6: 417–442.

544 Clark, C. W. 2006. The worldwide crisis in fisheries: Economic models and human

545 behaviour. - Cambridge University Press.

546 Costanza, R. et al. 1997. The value of the world 's ecosystem services and natural

- 547 capital. - *Nature* 387: 253–260.
- 548 Côté, I. M. and Darling, E. S. 2010. Rethinking ecosystem resilience in the face of  
549 climate change. - *PLoS Biol.* 8: e1000438.
- 550 Donohue, I. et al. 2016. Navigating the complexity of ecological stability (F Adler,  
551 Ed.). - *Ecol. Lett.* 19: 1172–1185.
- 552 Essington, T. E. and Munch, S. B. 2014. Trade-offs between supportive and  
553 provisioning ecosystem services of forage species in marine food webs. - *Ecol.*  
554 *Appl.* 24: 1543–1557.
- 555 Estes, J. A. et al. 2011. Trophic downgrading of planet Earth. - *Science.* 333: 301–  
556 306.
- 557 Froese, R. et al. 2015. A critique of the balanced harvesting approach to fishing. -  
558 *ICES J. Mar. Sci.* in press.
- 559 Garcia, S. M. et al. 2012. Reconsidering the consequences of selective fisheries. -  
560 *Science.* 335: 1045–1047.
- 561 Gardmark, A. et al. 2014. Regime shifts in exploited marine food webs: detecting  
562 mechanisms underlying alternative stable states using size-structured community  
563 dynamics theory. - *Philos. Trans. R. Soc. B Biol. Sci.* 370: 20130262–20130262.
- 564 Ghosh, B. et al. 2014. Relationship between exploitation, oscillation, MSY and  
565 extinction. - *Math. Biosci.* 256: 1–9.
- 566 Hilborn, R. 2010. Pretty Good Yield and exploited fishes. - *Mar. Policy* 34: 193–196.
- 567 Holling, C. S. 1973. Resilience and stability of ecological systems. - *Annu. Rev. Ecol.*  
568 *Syst.* 4: 1–23.
- 569 Hsieh, C. et al. 2006. Fishing elevates variability in the abundance of exploited  
570 species. - *Nature* 443: 859–862.
- 571 Ives, A. R. et al. 2003. Estimating community stability and ecological interactions



- 572 from time-series data. - *Ecol. Monogr.* 73: 301–330.
- 573 Jacobsen, N. S. et al. 2013. The consequences of balanced harvesting of fish  
574 communities. - *Proc. R. Soc. B Biol. Sci.* in press.
- 575 Kar, T. K. and Ghosh, B. 2013. Impacts of maximum sustainable yield policy to prey-  
576 predator systems. - *Ecol. Modell.* 250: 134–142.
- 577 Kuparinen, A. et al. 2016. Fishing-induced life-history changes degrade and  
578 destabilize harvested ecosystems. - *Sci. Rep.* in press.
- 579 Larkin, P. A. 1966. Exploitation in a type of predator-prey relationship. - *J. Fish. Res.*  
580 *Board Canada* 23: 349–356.
- 581 Larkin, P. A. 1977. An epitaph for the concept of maximum sustained yield. - *Trans.*  
582 *Am. Fish. Soc.* 106: 1–11.
- 583 Law, R. et al. 2012. On balanced exploitation of marine ecosystems: results from  
584 dynamic size spectra. - *ICES J. Mar. Sci.* 69: 602–614.
- 585 Legović, T. et al. 2010. Maximum sustainable yield and species extinction in  
586 ecosystems. - *Ecol. Modell.* 221: 1569–1574.
- 587 Lejeusne, C. et al. 2010. Climate change effects on a miniature ocean: the highly  
588 diverse, highly impacted Mediterranean Sea. - *Trends Ecol. Evol.* 25: 250–260.
- 589 Loeuille, N. 2010. Influence of evolution on the stability of ecological communities. -  
590 *Ecol. Lett.* 13: 1536–1545.
- 591 Mace, P. M. 2001. A new role for MSY in single-species and ecosystem approaches  
592 to fisheries stock assessment and management. - *Fish Fish.* 2: 2–32.
- 593 Matsuda, H. and Abrams, P. A. 2006. Maximal yields from multispecies fisheries  
594 systems: rules for systems with multiple trophic levels. - *Ecol. Appl.* 16: 225–  
595 237.
- 596 May, R. M. et al. 1979. Management of multispecies fisheries. - *Science.* 205: 267–

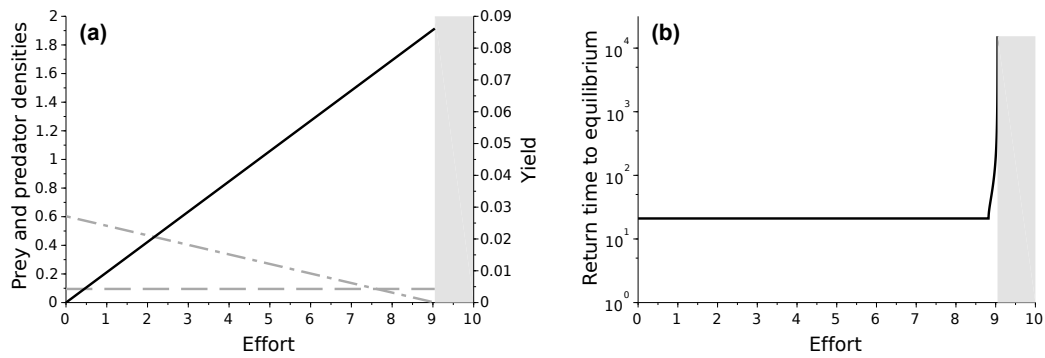
- 597        277.
- 598    McCann, K. S. 2000. The diversity-stability debate. - *Nature* 405: 228–233.
- 599    Mueter, F. J. and Megrey, B. A. 2006. Using multi-species surplus production models  
600        to estimate ecosystem-level maximum sustainable yields. - *Fish. Res.* 81: 189–  
601        201.
- 602    Mumby, P. J. et al. 2013. Evidence for and against the existence of alternate attractors  
603        on coral reefs. - *Oikos* 122: 481–491.
- 604    Mumby, P. J. et al. 2016. High resilience masks underlying sensitivity to algal phase  
605        shifts of Pacific coral reefs. - *Oikos* 125: 644–655.
- 606    Myers, R. A. and Worm, B. 2003. Rapid worldwide depletion of predatory fish  
607        communities. - *Nature* 423: 280–283.
- 608    Myers, R. A. et al. 2007. Cascading effects of the loss of apex predatory sharks from a  
609        coastal ocean. - *Science*. 315: 1846–1850.
- 610    Pauly, D. 1979. Theory and management of tropical multispecies stocks. - *ICLARM*  
611        *Stud. Rev.* 1
- 612    Pauly, D. et al. 1998. Fishing down marine food webs. - *Science*. 279: 860–863.
- 613    Pikitch, E. K. et al. 2004. Ecosystem-based fishery management. - *Science*. 305: 346–  
614        347.
- 615    Pimm, S. L. and Lawton, J. H. 1978. On feeding on more than one trophic level. -  
616        *Nature* 275: 542–544.
- 617    Plank, M. J. and Law, R. 2012. Ecological drivers of stability and instability in marine  
618        ecosystems. - *Theor. Ecol.* 5: 465–480.
- 619    Rip, J. M. K. and McCann, K. S. 2011. Cross-ecosystem differences in stability and  
620        the principle of energy flux. - *Ecol. Lett.* 14: 733–740.
- 621    Rochet, M.-J. and Benoit, E. 2012. Fishing destabilizes the biomass flow in the

- 622 marine size spectrum. - *Proc. R. Soc. B Biol. Sci.* 279: 284–292.
- 623 Rooney, N. et al. 2006. Structural asymmetry and the stability of diverse food webs. -  
624 *Nature* 442: 265–269.
- 625 Rosenzweig, M. L. 1971. Paradox of enrichment: destabilization of exploitation  
626 ecosystems in ecological time. - *Science*. 171: 385–387.
- 627 Scheffer, M. et al. 2009. Early-warning signals for critical transitions. - *Nature* 461:  
628 53–59.
- 629 Trites, A. W. et al. 1997. Competition between fisheries and marine mammals for  
630 prey and primary production in the Pacific ocean. - *J. Northwest Atl. Fish. Sci.*  
631 22: 173–187.
- 632 Walters, C. J. et al. 2005. Possible ecosystem impacts of applying MSY policies from  
633 single-species assessment. - *ICES J. Mar. Sci.* 62: 558–568.
- 634 Worm, B. et al. 2006. Impacts of biodiversity loss on ocean ecosystem services. -  
635 *Science*. 314: 787–790.
- 636 Worm, B. et al. 2009. Rebuilding global fisheries. - *Science*. 325: 578–585.
- 637 Yodzis, P. 1994. Predator-prey theory and management of multispecies fisheries. -  
638 *Ecol. Appl.* 4: 51.
- 639 Zhou, S. et al. 2010. Ecosystem-based fisheries management requires a change to the  
640 selective fishing philosophy. - *Proc. Natl. Acad. Sci.* 107: 9485–9489.
- 641
- 642

643 **Figure legends**

644

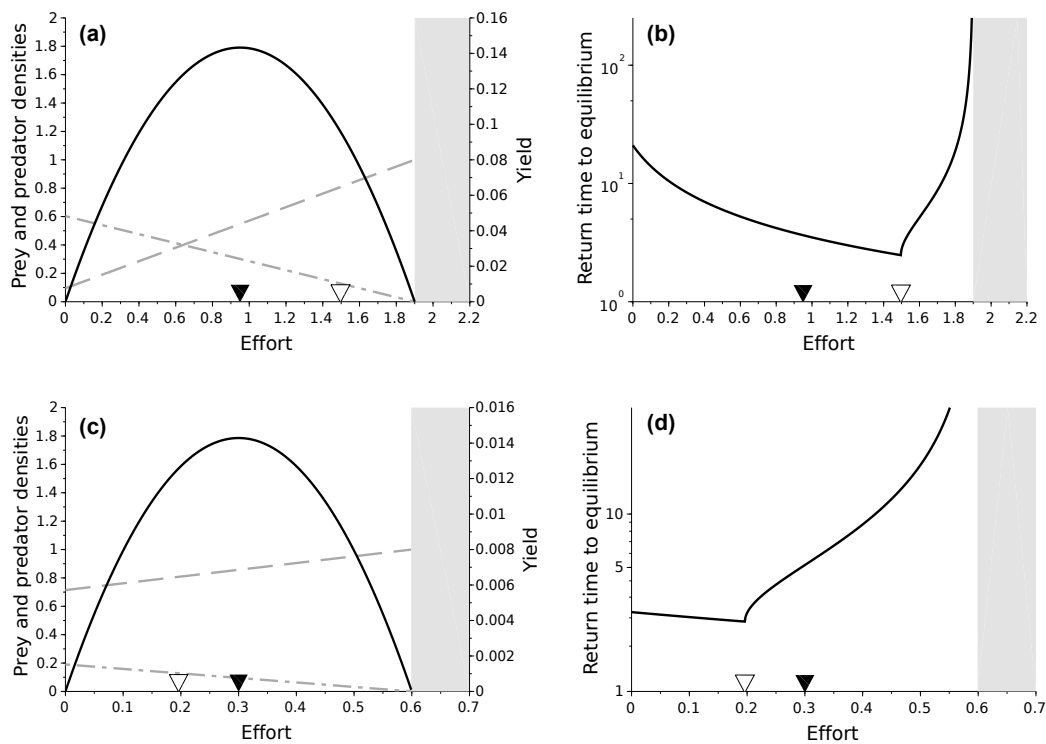
645 Figure 1: Effects of prey harvesting. (a) Prey (gray dashed line) and predator (gray  
 646 dash-dotted line) densities at the equilibrium, and total catches (black line). (b) Return  
 647 time to the equilibrium after a perturbation. Shaded areas indicate that predators are  
 648 extinct. Parameters:  $r = 1$ ,  $K = 1$ ,  $m = 0.1$ ,  $e = 0.7$ ,  $\gamma = 1.5$ ,  $q_N = 0.1$ ,  $q_P = 0$ .



649

650

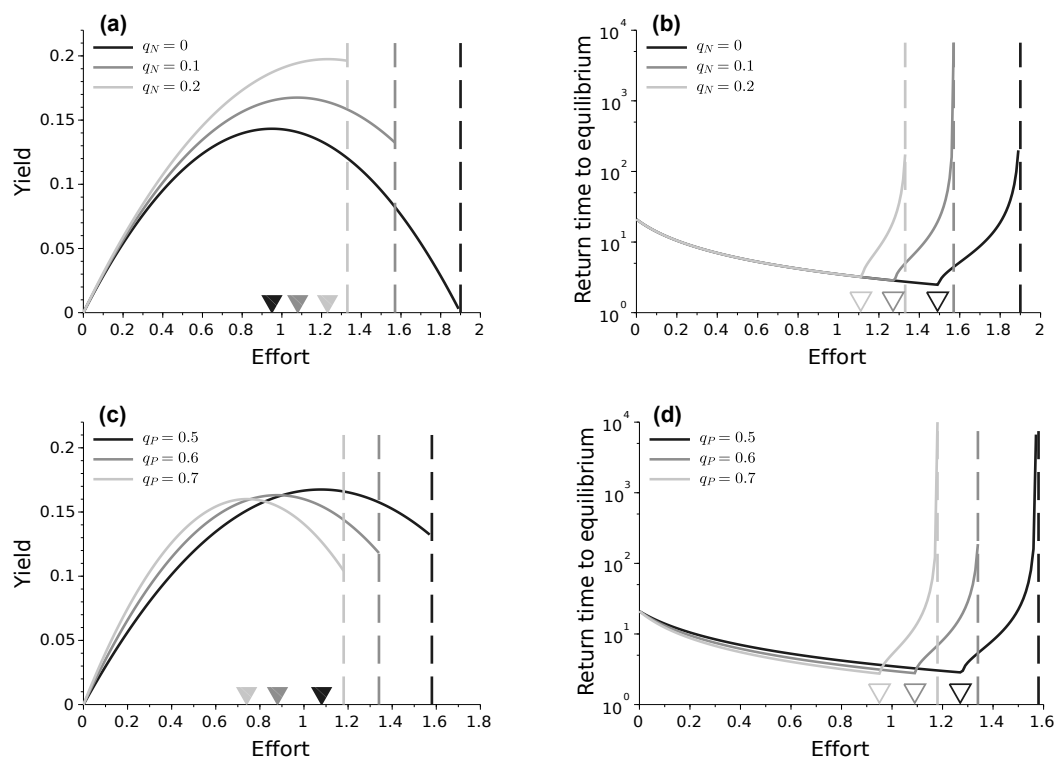
651 Figure 2: Effects of predator harvesting. (a,c) Prey (gray dashed line) and predator  
 652 (gray dash-dotted line) densities at the equilibrium, and total catches (black line).  
 653 (b,d) Return time to the equilibrium after perturbation. Shaded areas indicate that  
 654 predators are extinct. Filled triangles indicate efforts that maximize catches (MSY)  
 655 while empty triangles indicate efforts that maximize resilience (RMY). (a,b) Same  
 656 parameters as Figure 1, except  $q_N = 0$  and  $q_P = 0.5$ . (c,d) Idem, except  $m = 0.75$ .



657

658

659 Figure 3: Effects of a simultaneous harvesting of predators and prey. (a,c) Total  
 660 catches for different (a) prey and (c) predator catchabilities. (b,d) Return time to  
 661 equilibrium after a perturbation for different (b) prey and (d) predator catchabilities.  
 662 Vertical lines indicate efforts at which the predator species goes to extinction. Filled  
 663 triangles indicate MSY efforts while empty triangles indicate RMY efforts. (a,b)  
 664 Same parameters as Figure 1, except:  $q_N = (0, 0.1, 0.2)$ ,  $q_P = 0.5$ . (c,d) Idem, except:  
 665  $q_N = 0.1$ ,  $q_P = (0.5, 0.6, 0.7)$ .

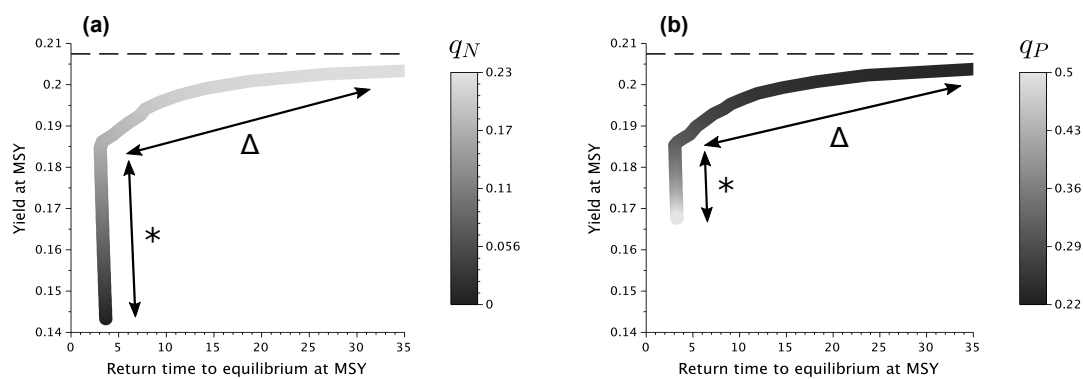


666

667

668

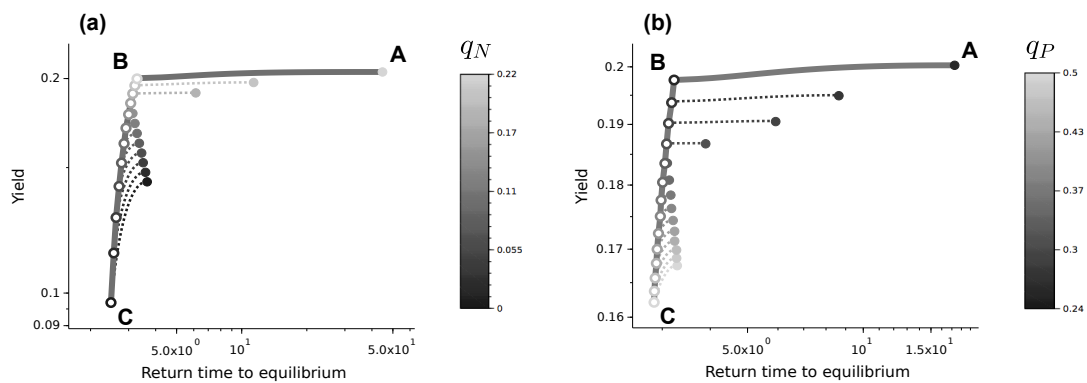
669 Figure 4: Trade-offs and synergies between productivity and resilience objectives at  
 670 MSY when varying prey (a) and predator (b) catchabilities. Low to high catchabilities  
 671 values are represented with colors ranging from black to light gray. As return times  
 672 tend towards infinity close to predator extinction, only equilibria with return times  
 673 below 35 are shown. Close to predator extinction, yields at MSY tend asymptotically  
 674 towards a maximum value indicated by a dashed line. Arrows indicate synergy (\*)  
 675 and trade-off ( $\Delta$ ) zones between yield and resilience. (a) The predator catchability is  
 676 fixed, and the prey catchability varies between 0 and the maximum value at which  
 677 predators collapse. Parameters are similar to Figure 1, except:  $q_P = 0.5$ . (b) The prey  
 678 catchability is fixed, and the predator catchability varies between 0.5 and the  
 679 minimum value at which the MSY effort is focused on prey and predator populations  
 680 collapse. Parameters are similar to (a), except:  $q_N = 0.1$ .



681

682

683 Figure 5: Relationship between yield and return time to equilibrium for varying prey  
 684 (a) and predator (b) catchabilities (log scale). Low to high catchabilities values are  
 685 represented with colors ranging from black to light gray and applied to circles and  
 686 dotted lines. For each pair of catchabilities, MSY equilibria are shown with filled  
 687 circles and RMY equilibria are shown with empty circles. For each catchability value,  
 688 the dotted line traces out the equilibria between MSY and RMY, with effort varying  
 689 along the line. Thus, each pair of circles and associated lines represent a different  
 690 catchability parameter value. The thick dark-gray line shows the global Pareto frontier  
 691 between yield and resilience. Letters A, B and C respectively indicate global yield-  
 692 maximizing, balanced and resilience-maximizing strategies. Parameters are similar to  
 693 Figure 4.



694