



HAL
open science

Design of an Industrial Wooden Robot

Lila Kaci, Clément Boudaud, Sébastien Briot, Philippe Martinet

► **To cite this version:**

Lila Kaci, Clément Boudaud, Sébastien Briot, Philippe Martinet. Design of an Industrial Wooden Robot. 6èmes Journées scientifiques du GDR Sciences du Bois, Nov 2017, Nantes, France. 2017. hal-01646725

HAL Id: hal-01646725

<https://hal.science/hal-01646725v1>

Submitted on 24 Jun 2019

HAL is a multi-disciplinary open access archive for the deposit and dissemination of scientific research documents, whether they are published or not. The documents may come from teaching and research institutions in France or abroad, or from public or private research centers.

L'archive ouverte pluridisciplinaire **HAL**, est destinée au dépôt et à la diffusion de documents scientifiques de niveau recherche, publiés ou non, émanant des établissements d'enseignement et de recherche français ou étrangers, des laboratoires publics ou privés.

Design of an Industrial Wooden Robot

Lila KACI ^{1,2}, Clément BOUDAUD ³, Sébastien BRIOT ¹ and Philippe MARTINET ^{1,2}

¹ Laboratoire des Sciences du Numérique de Nantes (LS2N), UMR CNRS 6004

² École Centrale de Nantes (ECN), France

³ École Supérieure du Bois (ESB), France



Why a project on the design of an industrial wooden robot?

This idea comes from the actual contest of climate change. The **Climate Change Mitigation (CCM)** has become a priority in Europe. To deal with this huge challenge, the European Council adopted new environmental targets for EU in 2008, the so-called « 20-20-20 » targets, in which the first two targets are :

- To reduce emissions of Greenhouse Gases γ 20% by 2020, and
- To increase energy efficiency to save 20% energy consumption by 2020 (40% and 27% by 2030)

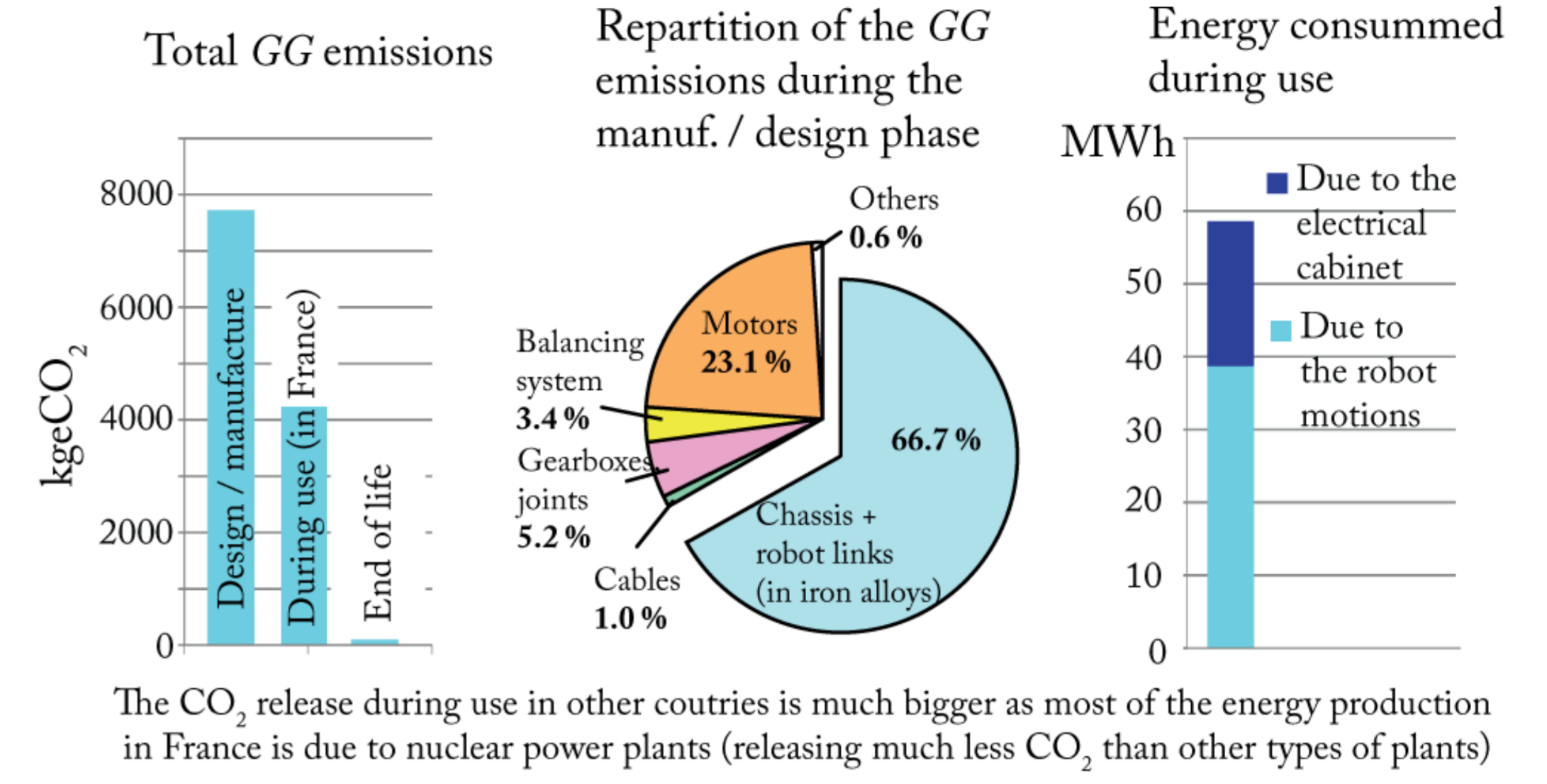
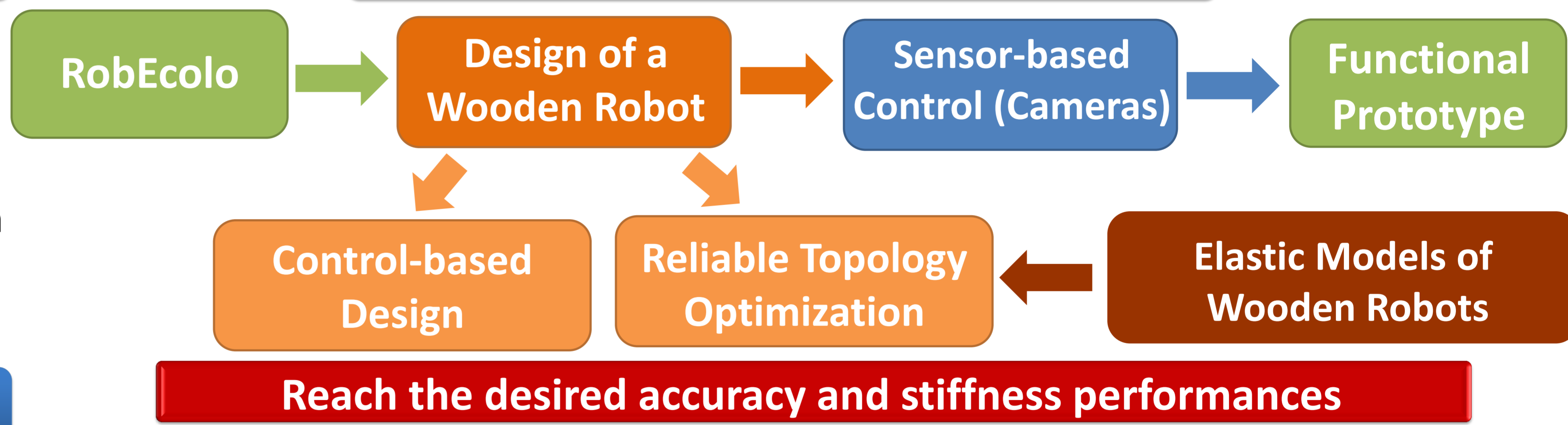


Fig. 1 Environmental impact of a Kuka KR 270 robot during its total life cycle (manufacturing + use during 12 years)/ Energy consumed during the use phase data form [1]

Objectives of RobEcolo

- Design and control of **2 degrees-of-freedom** wooden parallel robot (Five-bar Mechanism)
- **Repeatability** < 0.5 mm
- **Deformation** (under a load of 1 kg) < 0.5 mm
- **Workspace dimensions:** 800 mm x 200 mm

Methodology



Elastic Models of Wooden Robots

Mechanical Properties of Wood

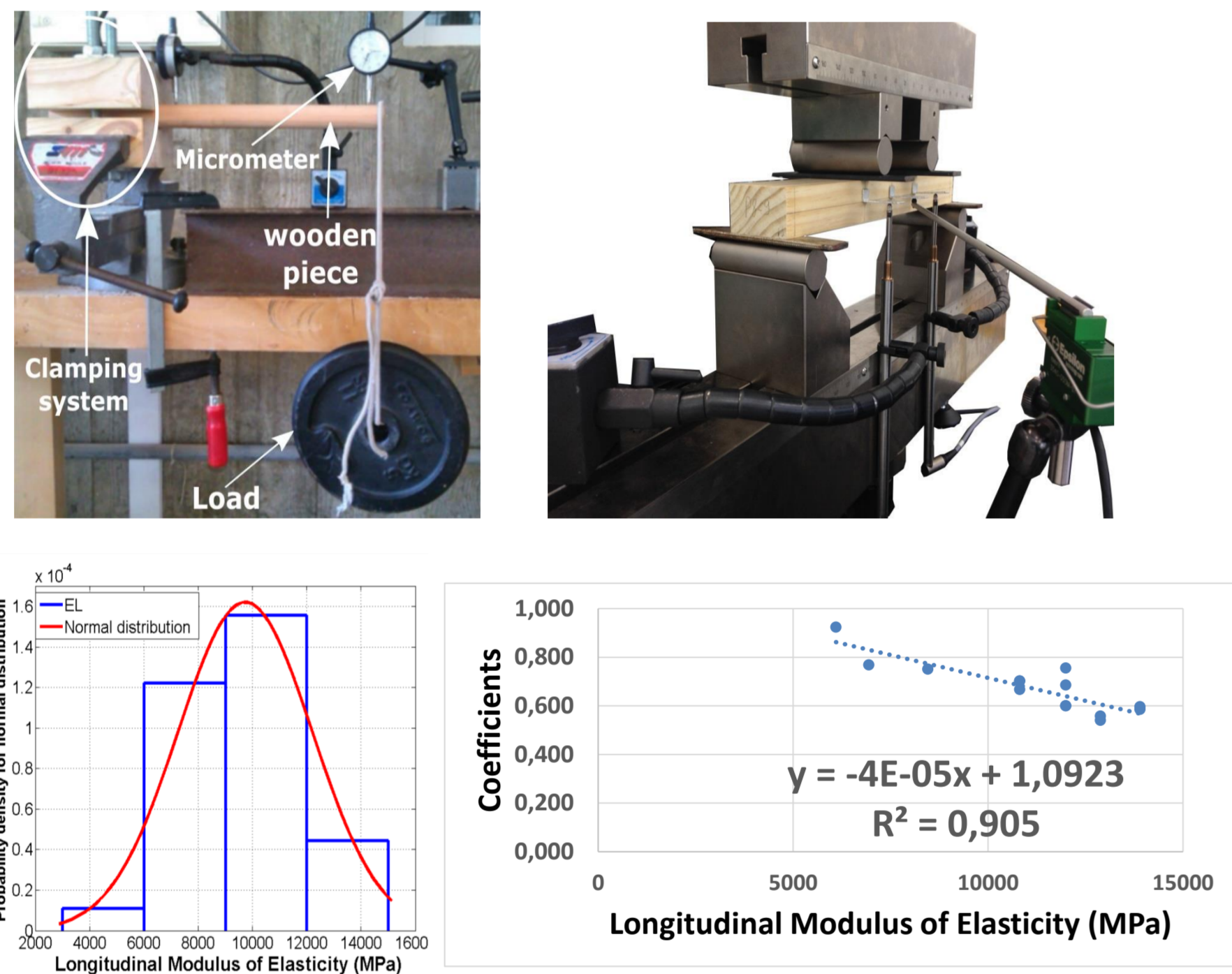


Fig. 3 Bending tests to define the mechanical properties of acetylated wood [3]

Elastic Modelling Methodology of a Wooden Robot

1. Euler-Bernoulli Model => **Beam Theory** Shear, bending & torsion
2. Identification of laws defining coefficients to take into account the joints behavior
3. **Deterministic Elastostatic and Elastodynamic Models of a Five-bar Mechanism**
4. **Sensitivity Analysis [3] => Monte-Carlo Method**


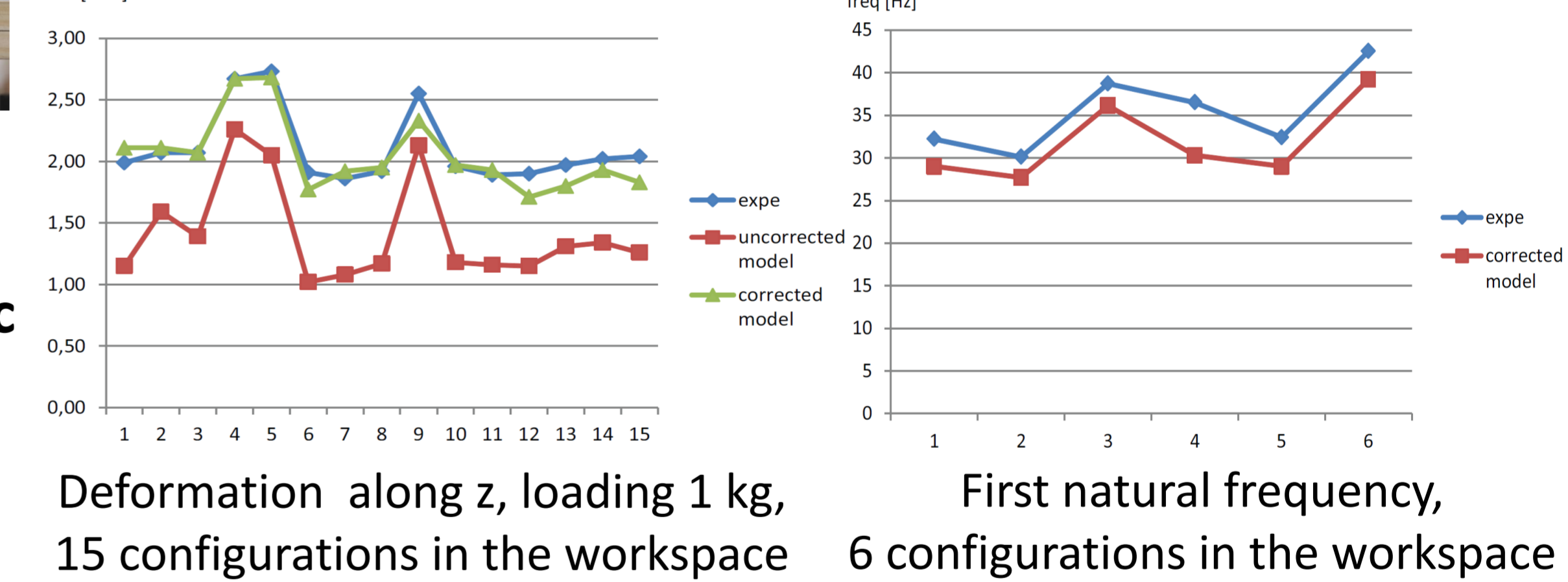


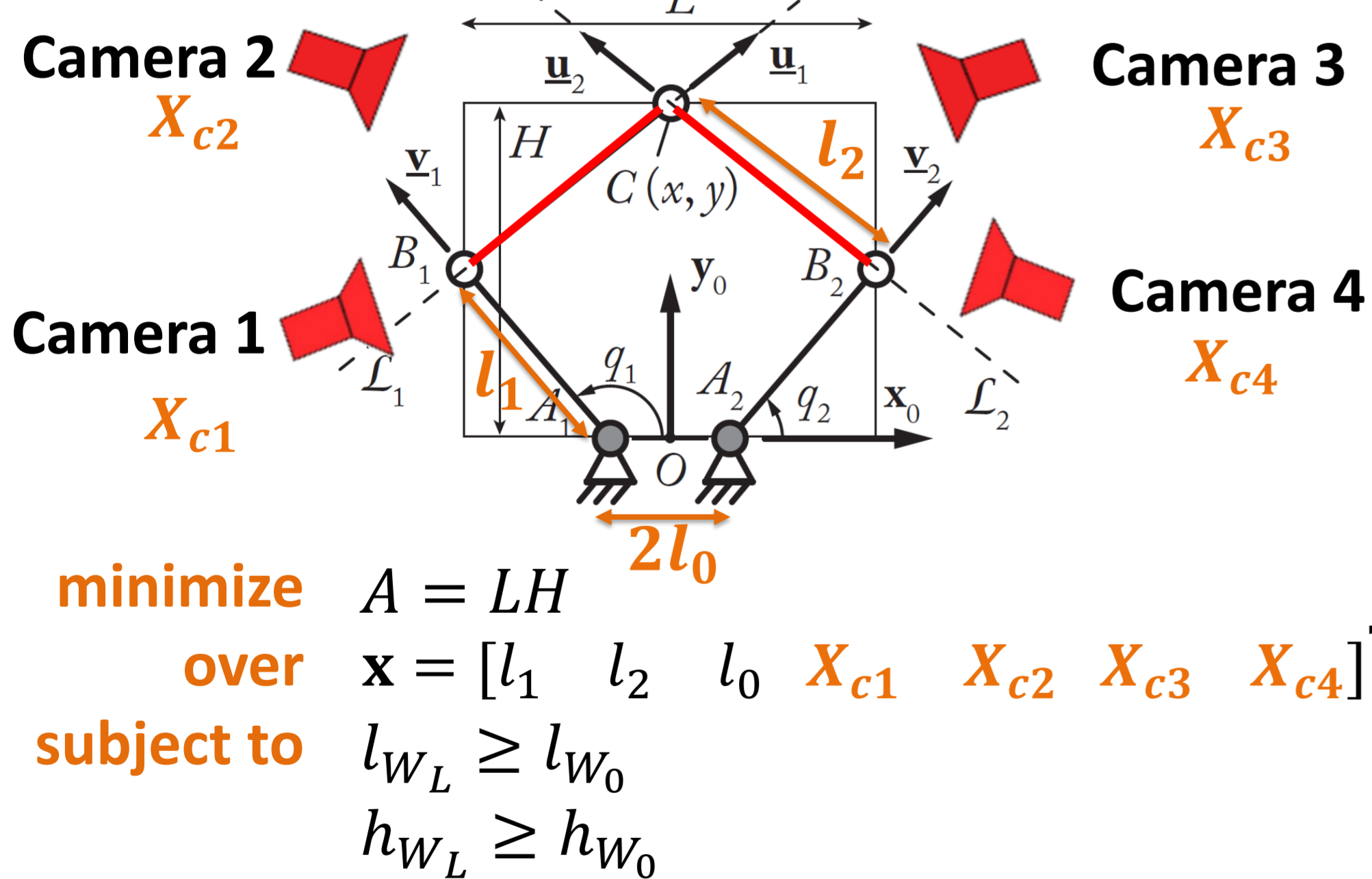
Fig. 4 Experimental setups to validate the theoretical models using a wooden five-bar mechanism mockup



Design Process and Final Prototype

Good Correlation between models and experiments => **Error < 10%**

Control-based Design Methodology [2]



Optimal Design Parameters

Geometric parameters		Position/ Orientation	Camera 3	Camera 4
l_0 [m]	0.125	x_c [m]	0.01	0.02
l_1 [m]	0.280	y_c [m]	0.5	0.5
l_2 [m]	0.400	z_c [m]	0.75	0.75
A [m ²]	0.1372	rot [rad]	0	0
		θ [rad]	π	π
		ψ [rad]	0	0

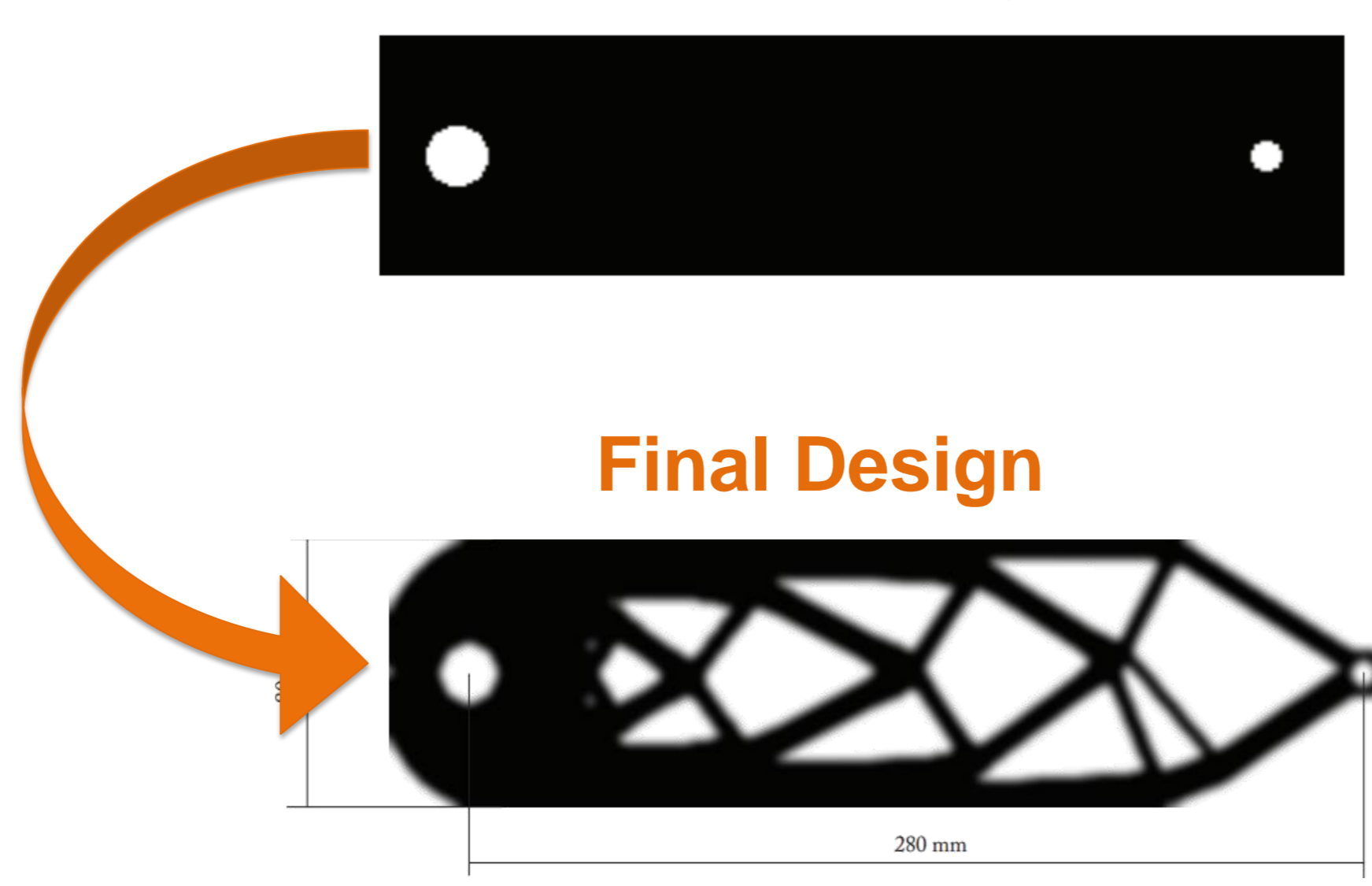
Reliable Topology Optimization

$$E(\|\mathbf{u}_e\|) + k \sigma(\|\mathbf{u}_e\|) \leq u_{\max}$$

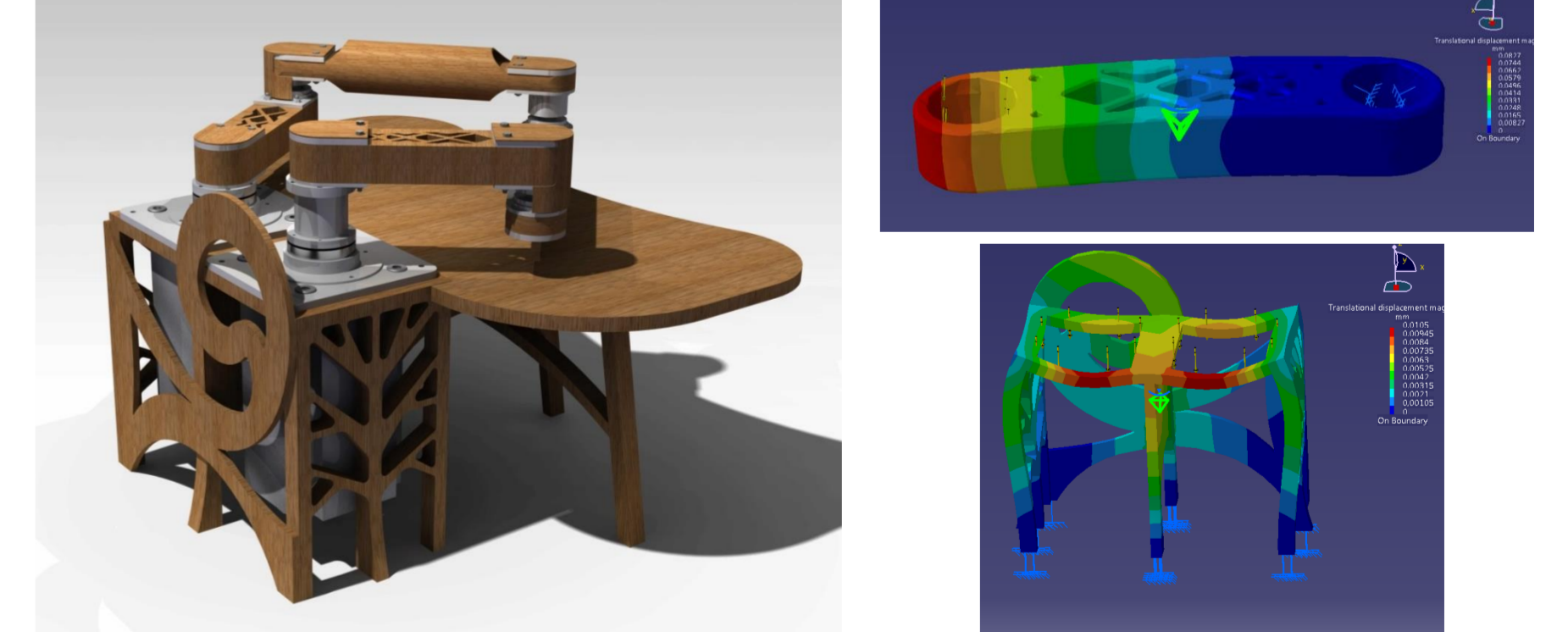
- $E(\cdot)$: expectation operator
- $\sigma(\cdot)$: Standard deviation operator
- k : a positive real
- \mathbf{u}_e : deformation vector at given nodes, for a fixed nodal loading \mathbf{f}

Initial Design

Final Design



CAD Model of a Wooden Parallel Robot



Final Prototype



[1] Fizians Environnement "Eco-design of two types of robots: KUKA 270 and IRSbot-2", 2014

[2] L. Kaci et al. "Control-based Design of a Five-bar Mechanism". (EuCoMeS2016), September 2016 Nantes, France.

[3] L. Kaci et al. "Elastostatic Modelling of a Wooden Parallel Robot," (CK2017), May 22-24, 2017 Futuroscope-Poitiers, France.