



HAL
open science

Chord Length Distribution: relationship between Distribution Moments and Minkowski Functionals

Frédéric Gruy

► **To cite this version:**

Frédéric Gruy. Chord Length Distribution: relationship between Distribution Moments and Minkowski Functionals . 2017. ⟨hal-01637703⟩

HAL Id: hal-01637703

<https://hal.science/hal-01637703v1>

Preprint submitted on 17 Nov 2017

HAL is a multi-disciplinary open access archive for the deposit and dissemination of scientific research documents, whether they are published or not. The documents may come from teaching and research institutions in France or abroad, or from public or private research centers.

L'archive ouverte pluridisciplinaire **HAL**, est destinée au dépôt et à la diffusion de documents scientifiques de niveau recherche, publiés ou non, émanant des établissements d'enseignement et de recherche français ou étrangers, des laboratoires publics ou privés.



HAL Authorization

Chord Length Distribution: relationship between Distribution Moments and Minkowski Functionals

Frédéric Gruy

Ecole Nationale Supérieure des Mines, 158 Cours Fauriel, 42023, Saint-Etienne, France

gruy@emse.fr

Phone: 0033477420202

Corresponding author

Keywords: Chord Length Distribution, Minkowski's functionals, Integral Geometry, Monte Carlo Simulation, Electromagnetic Wave Scattering

Abstract: the chord length distribution (CLD) and its n^{th} moments ($n \leq 4$) have been calculated for a set of 3D-convex bodies. From these data, an empirical relation between the CLD moments and the Minkowski functionals is proposed for the second and third order CLD moments based on the Cauchy formula initially established for the first and fourth order moments in three-dimensional space. The approximation is improved by considering an additional parameter as the number of body vertices. Moreover it is shown that the data set and the empirical expression respect the inclusion inequalities recently found by L. Heinrich (Applied Mathematical Sciences, 8(2014)8257-8269).

1. Introduction

Chord Length Distribution appears in the modelling of the interaction between electromagnetic waves and matter. Applications can be found in the field of radiology, dosimetry [1] and particle sizing [2-3]. Analytical calculations of CLD have been achieved for numerous 2D and 3D particle shapes by different investigators: disc, triangle, rectangle, regular polygon [4,5], sphere, hemisphere [6], cylinders of various cross sections [7-8], spheroids [9], polyhedron [10-11].

CLD have been intensively studied by researchers in the field of the small angle scattering using X-rays (SAXS) [2]. Therefore we may compile the main results of the literature especially these ones concerning the SAXS theory. From these data, common characteristics of CLD may emerge. Moreover, additional properties have been discovered by the mathematicians. In the following, the CLD will be denoted $D_l(l)$ where l is the chord length.

We may consider the CLD of any convex body as the CLD of an equivalent spheroid or ellipsoid, i.e. a body with a smooth shape, modified by specific geometrical features. The latter ones are important for the shape of the CLD curve. They consist in flat faces as crystal facets, parallel (flat or curved) surfaces, parallel tangent planes, edges and corners. They correspond to discontinuities of the distribution density or its derivative.

We begin by investigating the effect of the curvature on CLD. For a convex body with a smooth surface the series expansion of CLD around $l=0$ does not contain even terms. The first order term is an explicit function of the mean principal curvatures of the body [12-13].

Chords intersect the surface at two points in a convex body; some chords are perpendicular to the tangent planes at the two end points and thus the latter ones are parallel. These chords are termed extremal chords. For instance, spheroids have two extremal chords: one for $l=2a$ and

the other for $l=2b$, a and b being the semi-axes. A discontinuity of $dD_l(l)/dl$ will occur at these values. Wu and Schmidt [14] have investigated the properties of $D_l(l)$ when the chord is in the neighbourhood of an extremal chord. They give expressions for $D_l(l)$ around the extremal chord values denoted L . They show that $D_l(l)$ is continuous for $l=L$ whereas $dD_l(l)/dl$ is not. Ciccariello [15-17] generalized the work of Wu and Schmidt: he considers the property of parallelism between some parts of body boundaries. He studied the case where the locus of the extremal chord ends is a surface. For instance, this surface is a sphere for $l=2R$ if the particle is a sphere with radius R . One can show that $D_l(l)$ becomes discontinuous for this chord length value. If the parallelism occurs between two partial surfaces of the body, a discontinuity of $D_l(l)$ occurs at $l=L$, L being the distance between the two parallel surfaces. The contribution of the parallelism to $D_l(l)$ for $l \rightarrow L$ is given by Ciccariello. The presence of edges leads to additional terms for $D_l(l)$ at $l=0$. Ciccariello et al. [16, 19] and Sobry et al. [18, 20] have shown that $D_l(0)$ is a simple function of the dihedral angle and of the edge length. All the edges contribute to $D_l(0)$. Edges (and corners) also contribute to $dD_l(l)/dl|_{l=0}$ [21]. However, it seems difficult to systemize this contribution.

These features may constitute a rule set for building an approximate CLD of a given convex body [22]. It results that the variation of the chord length density against the chord length may be very non monotonic. At the same time, some of the previous authors have calculated the moments of such CLD (see for instance [1] for spheroids). General formula, called Cauchy formula, had been previously established by mathematicians [23]. They concern the first and the fourth CLD moments in the case of 3D body. These are expressed as a function of the volume and the surface area of the body. However there exists no such formula for the second and the third CLD moments. Whereas CLD is a characteristic of the body under the stochastic geometry, first and fourth moments are a function of quantities

issued from integral geometry [24]. So, surface area and volume are the simplest components of a parameter set known as scalar Minkowski functionals (MF). The latter constitute a complete set of descriptors as shown by Hadwiger [25]: any valuation of a convex body respecting certain mathematical properties, i.e. additivity, translation and rotation invariance, continuity, is a linear combination of the MF's. In 3D space, the four scalar Minkowski functionals are proportional to the surface area, the volume and the mean and Gaussian curvatures [26, 27]. It is clear that the CLD's, and then their moments, do not respect the additivity property that would be: $D_l[K_1 \cup K_2] = D_l[K_1] + D_l[K_2] - D_l[K_1 \cap K_2]$. As a consequence, CLD moments cannot be written as a linear combination of MF's.

Voss and Cruz-Orive [28] have studied the second moment of the random measure of the intersection between a compact set and a geometric probe, e.g. point, line or line segment. More specifically, they propose an analytical expression between the second moment of CLD and the geometric covariogram of the body. Heinrich [29-31] has considered the second-order moments of CLD for various bodies in any space dimension. He was precisely interested in searching lower and higher bounds, i.e. inclusion inequalities, for CLD moments. The so determined bounds are function of the volume, surface area and mean curvature of the body [31].

The aim of this paper is to examine the relation between CLD moments and scalar Minkowski's functionals. This problem will be tackled from the point of view of physicists. It is restricted to 3D bodies. Previous cited studies have shown that no rigorous equations link the second and third moments of CLD to MF's; only inclusion inequalities have been derived. As a consequence, our goal is to propose an approximate expression between CLD's moments and MF's issued from the analysis of data set, obtained for various body classes.

The paper is organized as follows: section 2 specifies the selected body classes, the methods used for calculating CLD moments and MF's, the generated data set. Section 3 analyses the data and builds step by step the approximate expression linking CLD moments and MF's. Section 4 concludes the paper.

2. Tools and methods for data generation

Several shape sets have been considered: sphere (radius R), cylinders (base radius R, height H), ellipsoids (semi-axes A, B, C), parallelepipeds (edge lengths A, B, C), triangular pyramids (edge length A, height H) triangular bipyramids (edge length A, height H), triangular prism (edge length A, height H), octahedron. All these bodies are convex; certain (sphere, ellipsoids) are smooth whereas the others are faceted and have linear or circular edges and corners. The aspect ratio is within the [0.05; 1] range. The CLD moments and the Minkowski functionals of these bodies have been calculated by the procedures described in sub-sections 2.1 and 2.2.

2.1. Calculation of the CLD moments

Our work focuses on CLD calculations with 3D uniform flow of lines.

Throughout the paper and the literature, the chord length distribution (density) is written

$D_l(l)$ where $0 \leq l \leq l_{\max}$. $D_l(l)dl$ is the number of chords within the l -range $[l, l+dl]$. $D_l(l)$

is usually presented as normalized, i.e $\int_0^{l_{\max}} D_l(l)dl = 1$.

A software based on a Monte Carlo algorithm was employed to generate an isotropic uniform random line across the geometric object, and to collect the chord length segments. The same framework for the Monte Carlo Simulations (MCS) of the different particle shapes has been used.

Consider a sphere with radius R_{MC} larger than $l_{max}/2$ and its centre located at the origin of the coordinate system. The body is located inside this sphere and its centre of mass matches the origin. The way used to define the random straight line is the following: A direction and a point belonging to the plane orthogonal to that direction and tangent to the sphere are considered. The coordinate system of the plane is composed of the point of tangency and the vectors from the usual spherical coordinate system. The line will be defined by the two angles, polar θ and azimuthal ϕ , and the two coordinates x_P , y_P of the point in the plane. Four random numbers [32] are chosen for the values of the variables $\cos\theta$, ϕ , x_P and y_P . The line intersects the sphere at two points denoted M_1 and M_2 . This algorithm is known to provide a translation and rotation invariant density [33].

Depending on the body, the straight line between M_1 and M_2 may intersect the particle 0 or 2 times. The intersection points will be analytically determined and the corresponding distances calculated.

The MC sampling distribution may be visually represented as a discrete probability histogram. The chord length between zero and the maximal possible length, i.e. $2R_{MC}$, is divided on m bins with the equal size of Δl . The value of m has been taken to 400. All simulation runs have been carried out by generating 10^8 unbiased random lines. Only a smaller number Nl lines cross the body. The sampling error is smaller than 10^{-4} .

As already mentioned, the CLD is usually presented as normalized:

$$D_l(l_i) = N_i / (Nl \Delta l)$$

where N_i is the number of chord with the length l_i ($l_i = (i-1/2)\Delta l$).

The n^{th} moments M_n of the CLD are calculated from the expression:

$$M_n = \sum_{i=1}^m l_i^n D_l(l_i) \Delta l$$

2.2. Calculation of the Minkowski functionals

We consider in this paper convex bodies. Integral geometry introduces scalar Minkowski Functionals (MF) as shape measures. The body K is a compact set bounded by a surface ∂K .

The four Minkowski functionals are defined by:

$$W_0(K) = V = \int_V dV \quad (1)$$

$$W_1(K) = \frac{1}{3} \int_{\partial K} dA = \frac{S}{3} \quad (2)$$

$$W_2(K) = \frac{1}{3} \int_{\partial K} G_2 dA \quad (3)$$

$$W_3(K) = \frac{1}{3} \int_{\partial K} G_3 dA \quad (4)$$

V and S are the volume and the surface area of the body. The mean and Gaussian curvatures on ∂K are G_2 and G_3 , respectively. They obey the relations:

$$G_2 = (k_1 + k_2)/2 \quad (5)$$

$$G_3 = k_1 k_2 \quad (6)$$

k_1 and k_2 are the principal curvatures on ∂K . The previous relations can be straightforwardly applied for smooth bodies. If the body has edges or corners, the MFs are calculated from the Steiner's formula [26] that relates the volume of the dilated body $K \otimes B_\varepsilon$ to the dilation factor ε by means of a polynomial:

$$W_0(K \otimes B_\varepsilon) = W_0(K) + 3W_1(K)\varepsilon + 3W_2(K)\varepsilon^2 + W_3(K)\varepsilon^3 \quad (7)$$

B_ε is a ball with radius ε .

For each selected body, one calculates the area, the volume, the W_2 and W_3 values, the CLD moments of order 1, 2, 3 and 4.

So, we have for W_2 :

$$W_2 = \frac{4\pi}{3}R \quad \text{for sphere} \quad (8)$$

$$W_2 = \frac{\pi}{3}(H + \pi R) \quad \text{for cylinder} \quad (9)$$

$$W_2 = \frac{\pi}{3}(A + B + C) \quad \text{for parallelepiped} \quad (10)$$

For ellipsoids, W_1 and W_2 can be obtained from data compiled by Wolfram [34] and Rivin [35].

For polytopes, a dedicated software based on equation (7) has been used for calculating W_0 , W_1 and W_2 .

As we are only dealing with bodies with convex hull and no holes, W_3 is equal to $4\pi/3$ following the Gauss-Bonnet theorem. Therefore W_3 is not a relevant parameter for the shape set studied herein.

2.3 Data set

The table 1 contains the raw data after applying the methods depicted in subsections 2.1 and 2.2. The geometrical parameters of the bodies are dimensionless. The maximum length l_{max} of the bodies is smaller than 4. The radius R_{MC} of the sphere enclosing the body is therefore taken equal to 2. As the CLD is defined as normalized, the moment with null order M_0 is equal to 1 for any body.

N	shape	Geometrical characteristics	$S=3W_1$	$V=W_0$	W_2	M_1	M_2	M_3	M_4
1	sphere	R=1	12.57	4.189	4.189	1.333	2	3.2	5.332
2	cylinder	R=1 H=1	12.57	3.1416	4.337	1	1.294	1.893	2.994
3	cylinder	R=1 H=2	18.85	6.283	5.384	1.334	2.236	4.119	8.003
4	cylinder	R=0.5 H=2	7.854	1.571	3.739	.8	.8019	.924	1.2
5	cylinder	R=0.2 H=2	2.765	0.2513	2.752	.3638	.1682	.102	.0873
6	cylinder	R=1 H=0.1	6.911	0.3142	3.395	.1818	.0605	.0444	.0542
7	spheroid	A=2 B=1 C=1	21.48	8.377	5.788	1.561	2.831	5.696	12.48
8	spheroid	A=1 B=2 C=2	34.69	16.75	7.165	1.933	4.410	11.22	30.95
9	spheroid	A=2 B=0.2 C=0.2	3.966	0.335	4.32	.3383	.15	.0975	.1076
10	spheroid	A=2 B=2 C=0.2	25.89	3.351	6.617	.5181	.4676	.7358	1.661
11	Parallelepiped	A=1 B=1 C=1	6	1	3.1416	.6663	.5972	.5985	.6358
12	parallelepiped	A=2 B=1 C=1	10	2	4.189	.8009	.8712	1.097	1.533
13	parallelepiped	A=2 B=2 C=0.5	12	2	4.712	.6663	.6423	.8162	1.2738
14	parallelepiped	A=2 B=1 C=0.5	7	1	3.665	.5716	.4568	.4552	.5461
15	parallelepiped	A=3 B=0.3 C=0.3	3.78	0.27	3.770	.2856	.1162	.07	.0735
16	octahedron	Regular A=1	3.464	0.4714	2.4619	.5443	.3825	.2976	.245

Table 1: Minkowski functionals and CLD moments of various bodies.

N	shape	Geometrical Characteristics	$S=3W_1$	$V=W_0$	W_2	M_1	M_2	M_3	M_4
17	Tetrahedron	Regular A=1	1.732	0.118	1.911	.2722	.1117	.0553	.0306
18	T-pyramid	A=1 H=3	4.9538	0.433	4.008	.3495	.1966	.1482	.1448
19	T-pyramid	A=2 H=2/3	4.3778	0.3849	3.2362	.3517	.2005	.1477	.1293
20	T-prism	A=1 H=1	3.866	0.433	2.618	.4481	.2904	.2213	.1854
21	T-prism	A=1 H=3	9.866	1.299	4.7124	.5266	.4217	.4540	.6531
22	T-prism	A=2 H=0.3	5.2641	0.5196	3.4558	.3949	.2318	.1875	.1959
23	T-prism	A=1/4 H=3	2.3041	0.0812	3.5343	.141	.0317	.0124	.0113
24	T-bipyramid	A=1 H=1.633	2.5981	0.2357	2.2505	.3629	.1910	.1187	.0817
25	T-bipyramid	A=2 H=0.3266	3.6	0.1886	3.1453	.2095	.0820	.0482	.0376
26	T-bipyramid	A=1/4 H=3.266	1.2259	0.0295	3.439	.0962	.0164	.0049	.0029
27	T-bipyramid	A=1/4 H=2.041	0.7674	0.0184	2.1676	.0961	.0159	.0041	.0017
28	T-bipyramid	A=3 H=0.245	7.8718	0.3182	4.7131	0.1617	.0607	.0442	.0492

Table 1 (con't): Minkowski functionals and CLD moments of various bodies.

3. Analysis and discussion

3.1 Introduction

The mean chord length of a convex body is related to V and S by means of the first Cauchy formula:

$$\bar{l} = \frac{M_1}{M_0} = 4V / S \quad (11)$$

The second Cauchy formula refers to the 4th moment:

$$\bar{l}^4 = \frac{M_4}{M_0} = \frac{12 V^2}{\pi S} \quad (12)$$

The figure 1 presents the comparison between the Cauchy \bar{l} value (Eq.11) and the MCS \bar{l} value for the first order moment. This has been performed for the 28 selected bodies. The deviation is smaller than 10^{-3} except for one triangular bipyramid for which the deviation is $2 \cdot 10^{-3}$. The figure 2 presents the comparison between the Cauchy \bar{l}^4 value (Eq.12) and the MCS \bar{l}^4 value for the 4th moment. The deviation is smaller than $3 \cdot 10^{-3}$ except for the most elongated triangular bipyramids and prisms for which the relative deviation may reach 0.06 (the dot corresponding to the body 26 is not represented on the figure 2). Considering all the selected bodies, the mean deviation is equal to 0.013. The larger deviation for the 4th moment is due to an amplification of the MCS error related to the l -exponent in the moment expression.

Looking for an approximate expression between the n^{th} moment and Minkowski functional, a first approach consists in evaluating the dimensionless ratio M_1^n / M_n (Eqs.11-12). For the selected bodies, $0.43 < M_1^2 / M_2 < 0.9$, $0.10 < M_1^3 / M_3 < 0.74$, $0.015 < M_1^4 / M_4 < 0.595$. One may conclude that $M_n / M_0 = (4V / S)^n$ does not hold. Note that M_1^n / M_n is always smaller than one.

As there are three non constant Minkowski functionals, i.e. $W_0=V$, $W_1=S/3$, W_2 one may define two dimensionless shape parameters. There are several ways to define unscaled shape factors. We choose the two following quantities: $C = W_2 / S^{1/2}$ and $E = V / S^{3/2}$. The sphere is the body having the largest values of E and C parameters ($E_s = (36\pi)^{-1/2}$; $C_s = (4\pi)^{1/2} / 3$) while a very thin disc or cylinder have a null E parameter. It may be underlined that E / E_s and C / C_s are simply related to the parameters f_1 and f_3 respectively as used by Redenbach et al. [36].

Knowing the CLD for a sphere, i.e. $D_l(l) = l / (2R^2)$, the corresponding ratio M_1^n / M_n obeys the expression:

$$M_{1S}^n / M_{nS} = (2/3)^n (n+2) / 2 \quad (13)$$

It is the upper bound of M_1^n / M_n among the convex bodies.

From now on, we will consider the relation between the reciprocal dimensionless CLD moments $Y = (M_1^n / M_n) / (M_{1S}^n / M_{nS})$ and E / E_s and C / C_s . These three quantities are within the range $[0; 1]$. The value 1 corresponds to the sphere.

3.2. Preliminary study

Firstly one consider a set of 16 spheroids prolate (a, b, b) and oblate (a, a, b) with $1 < a/b < 128$ and a set of 16 cylinders long and flat with $1/128 < H/2R < 128$. Moments have been calculated from analytical CLD's from Gille [2]. We have selected these bodies for the following reasons:

- Availability of analytical expressions for CLD
- Comparison of smooth bodies (spheroids) with faceted bodies (cylinders)

- Accurate calculation of distribution moments for bodies with strong geometric anisotropy (e.g. discs and needles)

Calculation of the moments of the analytical CLDs needs a numerical integration. It has been checked that the zeroth order moment of the normalized CLD is equal to 1 and that the first order moment obeys the Cauchy formula (Eq.11).

The figure 3 represents Y against the ratio E/E_s ($1 \leq n \leq 4$). The dots for $n=1$ are trivial ($M_1^n / M_n = 1$). One may observe that:

- The curves for spheroids and cylinders are very close
- The curve for $n=4$ is monotonous. It is a consequence of the Cauchy's formula that can be expressed for any convex body: $Y = (E/E_s)^2$.
- The curves for $n=2$ and $n=3$ present two branches, one for elongated spheroids or cylinders and one for flat spheroids or cylinders. As a consequence, E/E_s may not be the only variable determining Y . The behaviour of extreme cases (very thin disc and very long needle) suggests that the relevant variable could be $X = (E/E_s)^\alpha (C/C_s)^\beta$. The figure 4 represents Y versus this new variable X . The standard deviation σ (i.e. the root mean square relative deviation) calculated from the data corresponding to the $N=32$ spheroids and cylinders, is defined as

$$\sigma = \sqrt{\sum_{i=1,N} \left(1 - (E_i/E_s)^\alpha (C_i/C_s)^\beta / Y_i\right)^2 / N} \quad (14)$$

The (α, β) values, corresponding to the smallest σ , are gathered in the table 2; they depend on the moment order n : $(\alpha, \beta) = (\alpha_n, \beta_n)$. However, the peculiarity of the CLD function for the highest values of chord length in the case of very elongated cylinders leads to a small deviation from Cauchy formula (Eq.12) caused by a tricky numerical integration. The relative

deviation $\left| 1 - \frac{12 V^2 M_0}{\pi S M_4} \right|$ remains smaller than 0.03 for the cylinder with $h/2R=128$. Therefore

the σ value for $n=4$ (Table 2) is not equal to 0.

$n / (\alpha, \beta)$	α	β	σ
1	0	0	0
2	0.30	0.225	0.05
3	1.05	0.525	0.06
4	2	0	0.005

Table 2: exponents (α, β) in $X = (E/E_s)^\alpha (C/C_s)^\beta$ for the n^{th} moments. cylinders and spheroids (analytical CLD). σ is the standard deviation (see text).

This leads to the following approximate expression for spheroids and cylinders:

$$Y = (M_1^n / M_n) / (M_{1S}^n / M_{nS}) = (E/E_s)^{\alpha_n} (C/C_s)^{\beta_n} \quad (15)$$

Our results may be compared with the inclusion inequalities of Heinrich [31] in the case of three-dimensional space. He proposed two inclusion expressions ((15) and (17) in [31]) that are conjectures. The difference between the two expressions is located in the lower bound: one (Eq.15) is expressed by means of the volume and the surface area whereas the other one (Eq.17) is a function of the mean breadth ($= 3W_2 / 2\pi$). If one writes the Heinrich's equations (hereinafter denoted 15-Heinrich and 17-Heinrich) by means of the variables E/E_s and C/C_s , they become:

$$w_n (E / E_S)^{2(n-1)/3} \leq Y \leq 1 \quad (15\text{-Heinrich}) \quad (16)$$

and

$$w_n (E / E_S)^{2(n-1)/3} \leq Y \leq v_n (E / E_S)^{n-2} (C / C_S)^{4-n} \quad (17\text{-Heinrich}) \quad (17)$$

With

$$v_n = 3^{4-n} / (4\pi u_n) \quad (18)$$

$$w_n = \kappa_3^{-(4-n)/3} (3\sqrt{4\pi})^{-2(n-1)/3} / u_n \quad (19)$$

And

$$u_n = 3 \frac{2^n \kappa_{2+n} \left(\frac{\kappa_2}{3\kappa_3} \right)^n}{\kappa_2 \kappa_3 \kappa_n} \quad (20)$$

and

$$\kappa_m = \pi^{m/2} / \Gamma(1 + m/2) \quad (21)$$

In this new formulation, the lower bounds are the same for (15-Heinrich) and (17-Heinrich), whereas the upper bounds are different. Following Heinrich ([31], page 8266), (15-Heinrich) should be used as an optimal upper bound for $n=2$ and (17-Heinrich) for $n=3$. This conjecture is well verified for spheroids and cylinders for $n=2$ (Figure 5a) and $n=3$ (Figure 5b). In the figures 5a-b, the red dots correspond to the raw values (E_i, C_i, Y_i) for each body. The approximation (Eq.15) corresponds to the bisector in the X-Y graph. The two branches of the lower and upper bounds correspond to prolate and oblate spheroids (long and flat cylinders).

3.3. Behaviour of bodies with any shape

The set of bodies described in section 2 is now considered. Table 1 contains all the raw data concerning these bodies: 10 spheroids and cylinders, 18 faceted bodies. CLD moments are calculated from CLD obtained by MCS. We will separately examine the set of faceted bodies. The figure 6 represents the dimensionless moments Y versus the variable X for this set by

keeping the (α, β) parameters values reported in table 2. The standard deviation σ is equal to 0.14 ($n=2$) and 0.167 ($n=3$). This large deviation does not correspond to a statistical scattering, but to a deterministic shift of the curve. This concerns all the dots in the graph. In order to identify the cause of this discrepancy, the ratio Y/X for all the bodies, including spheroids and cylinders, has been reported in the figure 7a. Y is obtained by MC simulations. We may see the relationship between this ratio and the type of body shape. We suggest that this observation is due to the presence of edges and the vertices in the faceted bodies and we retain as relevant additional parameter the number of vertices N_c . It must be kept in mind that the vertices do not contribute to W_2 . Figure 7b represents Y/X versus N_c^{-1} . It can be seen that Y/X is roughly a decreasing function of N_c^{-1} . Moreover, the results for the 3rd order moment are close to the ones for the 2nd order moment. So, a corrected expression 15 is considered:

$$Y = (M_1^n / M_n) / (M_{1S}^n / M_{nS}) = f(N_c) (E / E_S)^{\alpha_n} (C / C_S)^{\beta_n} \quad (22)$$

The function f has to fulfil the following requirements:

- The Cauchy formula are respected: $f(N_c) = 1$ for $n=1$ and $n=4$
- $f(N_c) = 1$ for bodies without corner (spheroids and cylinders) ; these bodies will be considered as polyhedra with an infinite number of vertices
- (α_n, β_n) are the same for any convex body.

We choose the following expression for f :

$$f(N_c) = 1 + (n-1)(n-4)A / N_c \quad (23)$$

A is a fitting parameter.

The standard deviation corresponding to the set of faceted bodies becomes equal to 0.043 ($n=2$) and 0.064 ($n=3$) for $A=0.4$ (Table 3). The standard deviation for the whole set of bodies studied by MCS is 0.043 ($n=2$) and 0.06 ($n=3$) for $A=0.4$.

$n / (\alpha, \beta)$	α	β	σ (18) Facetted bodies deviation from Eq. 15	σ (18) Facetted bodies deviation from Eqs 22-23	σ All (28) bodies deviation from Eqs 22-23
1	0	0	0	0	0
2	0.30	0.225	0.14	0.043	0.043
3	1.05	0.525	0.167	0.064	0.06
4	2	0	0.013	0.013	0.013

Table 3: exponents (α, β) in $X = (E/E_s)^\alpha (C/C_s)^\beta$ for the n^{th} moments. bodies from Table 1 (CLD from MCS). Standard deviation σ related to different models (Eq.15 and Eqs.22-23).

The present results have been compared with the inclusion inequalities of Heinrich in figures 8a ($n=2$) and 8b ($n=3$). The red dots correspond to the raw values (E_i, C_i, Y_i) for each body. Our results are yet consistent with the findings of Heinrich.

4. Conclusion

We have shown that the CLD moments are related to the Minkowski functionals by means of an empirical expression. However, if this approximation works reasonably well for rounded bodies, it is less applicable to polytopes. A better approximation must consider an additional parameter as the vertex number of the body. As a consequence, we propose a simple empirical expression relating M_n to n, S, V, W_2, N_c that represents MCS data with an accuracy of 5%. CLD is a non monotone function; it can have discontinuities. So, it is not so surprising that the Minkowski functional set is not sufficient to represent the CLD moments. As it is, we

have no explanation about the form of the empirical expression and the values of the fitting parameters (α_n, β_n, A) as well. This is a challenging task to give answers to these questions. At this stage the empirical expression can be only used to evaluate the second and third order CLD moments of convex bodies for practical applications.

Acknowledgments: The authors would like to thank the professor Debayle for his valuable comments and suggestions to improve the content of the manuscript.

References

- [1] A.M. Kellerer, Chord Length Distributions and related quantities for spheroids, *Radiation Research*, 98(1984)425-437
- [2] W. Gille, Particle and Particle systems characterization: Small-Angle Scattering (SAS) Applications, CRC Press, 2013.
- [3] S. Jacquier & F. Gruy, Application of scattering theories to the characterization of precipitation processes, *Light Scattering Reviews* 5, pp37-78, 2010, Ed. A. Kokhanovsky, Springer
- [4] V.K. Ohanyan and N.G. Aharonyan Tomography of bounded convex domains, *International Journal of Mathematical Science Education* 2(2009)1-12
- [5] U. Basel, Random chords and point distances in regular polygons, *Acta Math. Univ. Comenianae* 83(2014)1-18
- [6] W. Gille, The small-angle scattering correlation function of the hemisphere, *Computational Materials Science*, 15(1999)449-454
- [7] W. Gille, Chord length distributions of infinitely long geometric figures, *Powder Technology* 123(2002)292-298
- [8] W. Gille, Chord length distribution density of a triangular rod, *Computational Materials Science* 22(2001)151-154
- [9] R. Garcia-Pelayo, Distribution of distance in the spheroid, *J. of Physics A: Mathematical and General*, 38(2005)3475-3482
- [10] H.S. Sukiasian Three-dimensional Pleijel identity and its application, *Izvestiya Natsionalnoi Akademii Nauk Armenii Matematika* 38(2003)53-69
- [11] S. Ciccariello, The chord-length probability density of the regular octahedron, *J. Appl. Cryst.* 47(2014)1216-1227

- [12] R. Kirste and G. Porod, Röntgenkleinwinkelstreuung an Kolloiden Systemen. Asymptotisches Verhalten der Streukurven, *Kolloid Zeitschrift & Zeitschrift für Polymere* 184(1962)1-7
- [13] H. Wu and P.W. Schmidt, Intersect distributions and small-angle X-ray scattering theory, *J. Appl. Cryst.* 4(1971)224-231
- [14] H. Wu and P.W. Schmidt, The relation between the particle shape and the outer part of the small-angle X-ray scattering curve, *J. Appl. Cryst.* 7(1974)131-146
- [15] S. Ciccariello, Deviations from the Porod law due to parallel equidistant interfaces, *Acta Cryst.* A41(1985)560-568
- [16] S. Ciccariello and A. Benedetti, Parametrizations of scattering intensities and values of the angularities and of the interphase surfaces for three-component amorphous samples, *J. Appl. Cryst.* 18(1985)219-229
- [17] S. Ciccariello, The leading asymptotic term of the small-angle intensities scattered by some idealized systems, *J. Appl. Cryst.* 24(1991)509-515
- [18] R. Sobry, J. Ledent and F. Fontaine, Application of an extended Porod law to the study of the ionic aggregates in telechelic ionomers, *J. Appl. Cryst.* 24(1991)516-525
- [19] S. Ciccariello, Edge contributions to the Kirste-Porod formula: the truncated circular right cone case, *Acta Cryst.* A49(1993)398-405
- [20] R. Sobry, F. Fontaine and J. Ledent, Extension of Kirste-Porod's law in the case of angulous interfaces, *J. Appl. Cryst.* 27(1994)482-491
- [21] S. Ciccariello and R. Sobry, The vertex contribution to the Kirste-Porod term, *Acta Cryst.* A51 (1995)60-69
- [22] F. Gruy, Stochastic geometry for electromagnetic scattering modelling, *Proceedings of PIERS 2015*, 1248-1251, Prague

- [23] M. Hyksova, A. Kalousova, I. Saxl, Early history of geometric probability and stereology, *Image Anal. Stereol.* 31(2012)1-16
- [24] L.A. Santalo, *Integral geometry and geometric probability*, 2004, Cambridge Mathematical Library
- [25] H. Hadwiger, *Vorlesungen über Inhalt, Oberfläche und Isoperimetrie*, Springer, Berlin, 1957.
- [26] G.E. Schröder-Turk, W. Mickel, S.C. Kapfer, F.M. Schaller, B. Breidenbach, D. Hug, K. Mecke, Minkowski tensors of anisotropic spatial structure, arXiv:1009.2340v5 [cond-mat-soft] 6 Aug 2013
- [27] C.H. Arns, M.A. Knackstedt, K.R. Mecke, Characterization of irregular spatial structures by parallel sets and integral geometric measures, *Colloids and surfaces A: Physicochem. Eng. Aspects* 241(2004)351-372
- [28] F. Voss and L. Cruz-Orive, Second moment formulae for geometric sampling with test probes, *Statistics* 43(2009)329-365
- [29] L. Heinrich, On lower bounds of second-order chord power integrals of convex discs, *Rendiconti del Circolo Matematico di Palermo Series II, Suppl.* 81(2009)213 - 222.
- [30] L. Heinrich, Some new results on second-order chord power integrals of convex quadrangles, *Rendiconti del Circolo Matematico di Palermo Series II, Suppl.* 84(2012)195 - 205.
- [31] L. Heinrich, Lower and upper bounds for chord power integrals of ellipsoids, *Applied Mathematical Sciences*, 8(2014)8257-8269
- [32] A. Mazzolo and B. Roesslinger, Monte Carlo simulation of the chord length distribution function across convex bodies, non convex bodies and random media, *Monte Carlo Methods and Applications*, 10(2004)443-454

[33] E.T. Jaynes, The well posed problem, Papers on Probability, Statistics and Statistical Physics, R.D. Rosencrantz Ed, D. Reidel, Dordrecht (1983)133-148

[34] <http://mathworld.wolfram.com/Ellipsoid.html>

[35] I. Rivin, Surface area and other measures of ellipsoids, Advances in Applied Mathematics 39(2007)409-427

[36] C. Redenbach, A. Rack, K. Schladitz, O. Wirjadi, M. Godehardt, Beyond imaging: on the quantitative analysis of tomographic volume data, Int. J. Mat. Res. 103(2012)217-227

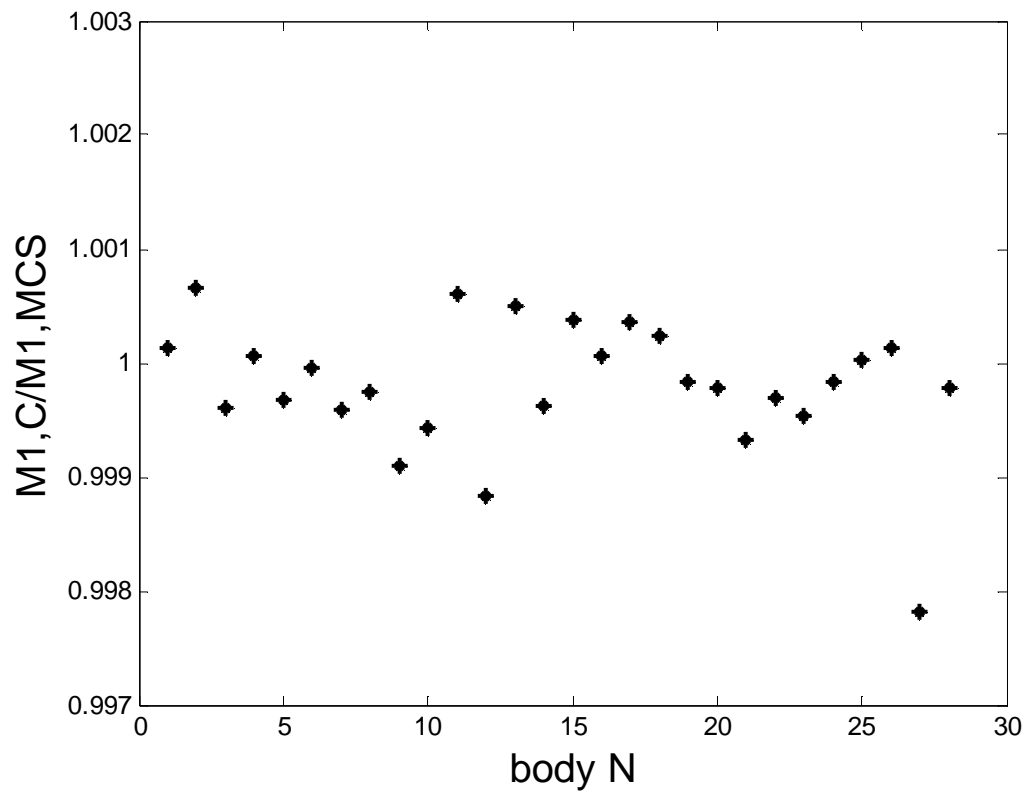


Figure 1: CLD 1st order moment; ratio between Cauchy value and the one coming from Monte Carlo Simulation versus the number N of the body; the numbering corresponds to the raw position in table 1.

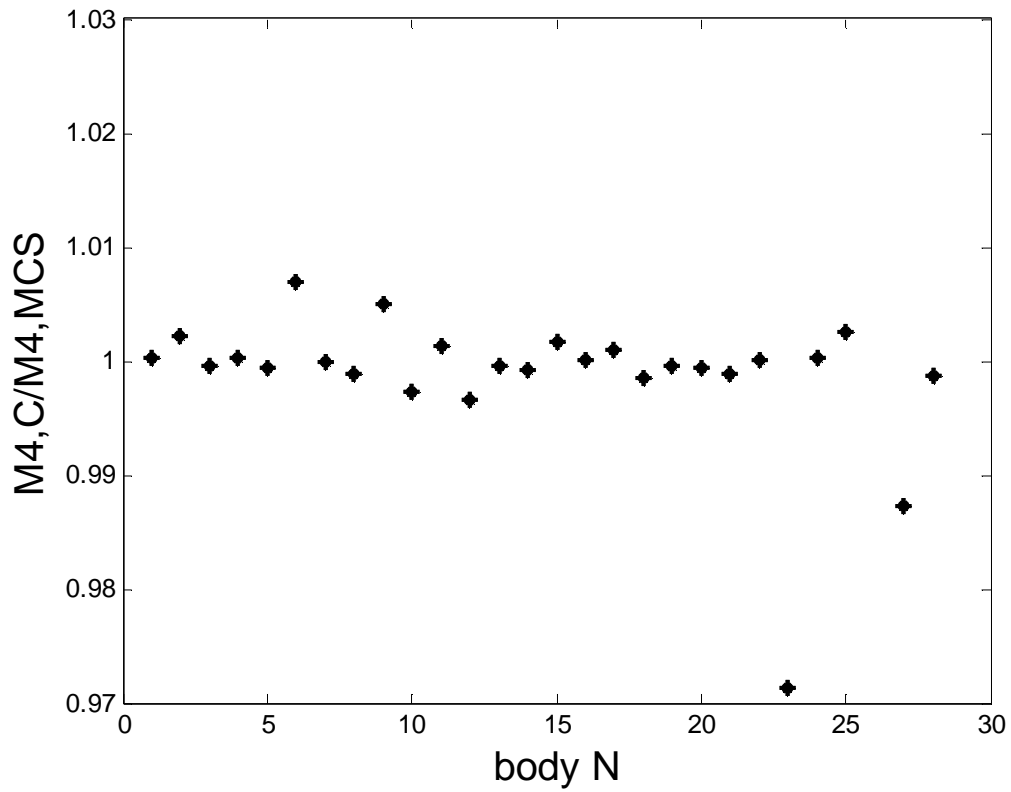


Figure 2: CLD 4th moment; ratio between Cauchy value and the one coming from Monte Carlo Simulation versus the number N of the body; the numbering corresponds to the row position in table 1.

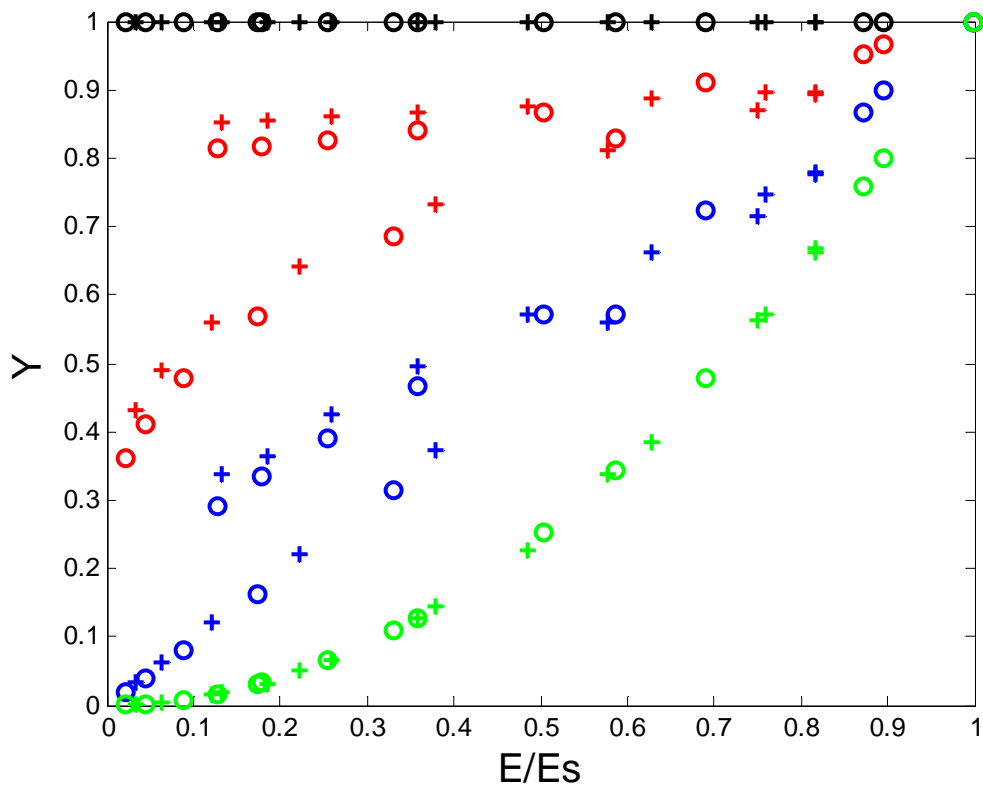


Figure 3: ratio $Y = (M_1^n / M_n) / (M_{1S}^n / M_{nS})$ versus E/E_s ; n is the order of the moment; $n=1$, 2, 3 or 4. + corresponds to cylinders, o corresponds to spheroids. $n=1$: black; red: $n=2$; blue: $n=3$; green: $n=4$.

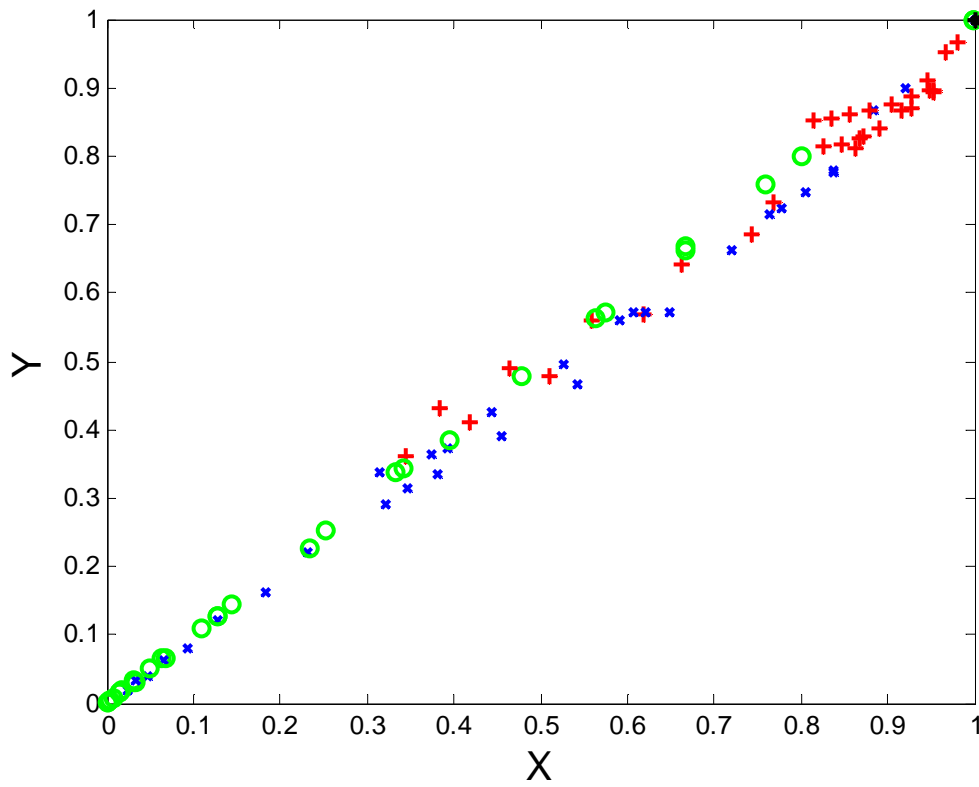


Figure 4: ratio $Y = (M_1^n / M_n) / (M_{1S}^n / M_{nS})$ versus $X = (E/E_s)^\alpha (C/C_s)^\beta$; n is the order of the moment; $n=2,3$ or 4 ; red,+ : $n=2$; blue,x : $n=3$; green,o : $n=4$. Cylinders and Spheroids. (α, β) from table 2.

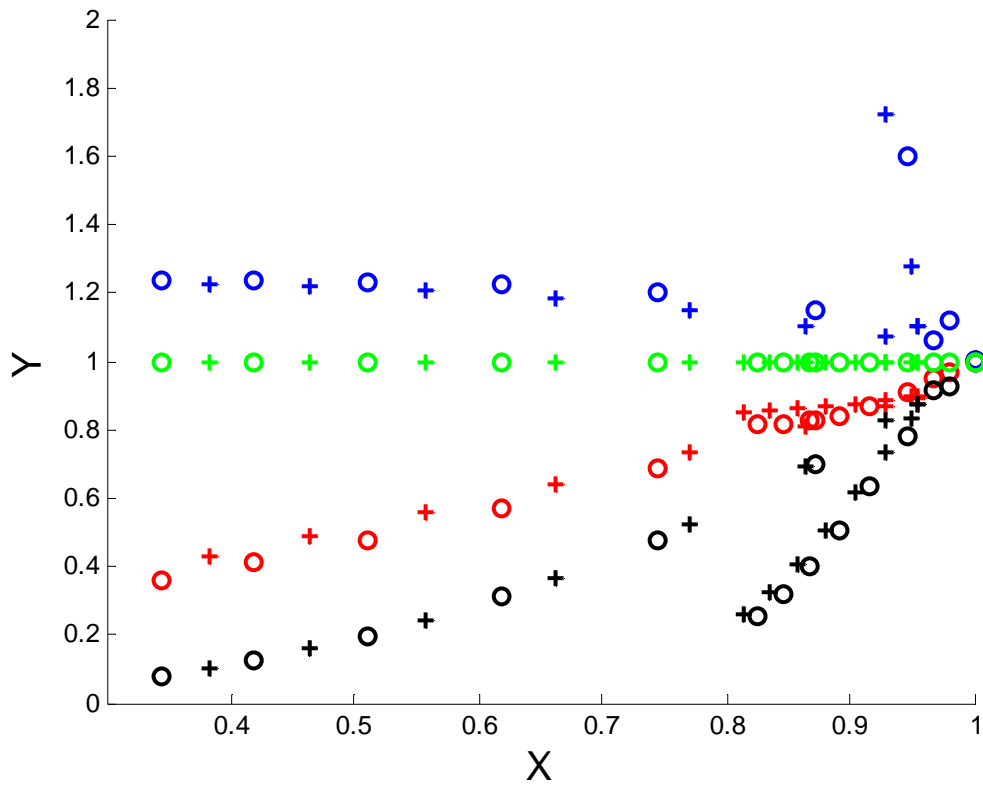


Figure 5a: ratio $Y = (M_1^n / M_n) / (M_{1S}^n / M_{nS})$ versus $X = (E / E_S)^\alpha (C / C_S)^\beta$; n is the order of the moment; $n=2$. + corresponds to cylinders, o corresponds to spheroids. red: this work; black: lower bound (Heinrich [31], Eq.15-17); blue: upper limit. (Heinrich [31], Eq.17); green: upper limit. (Heinrich [31], Eq.15)

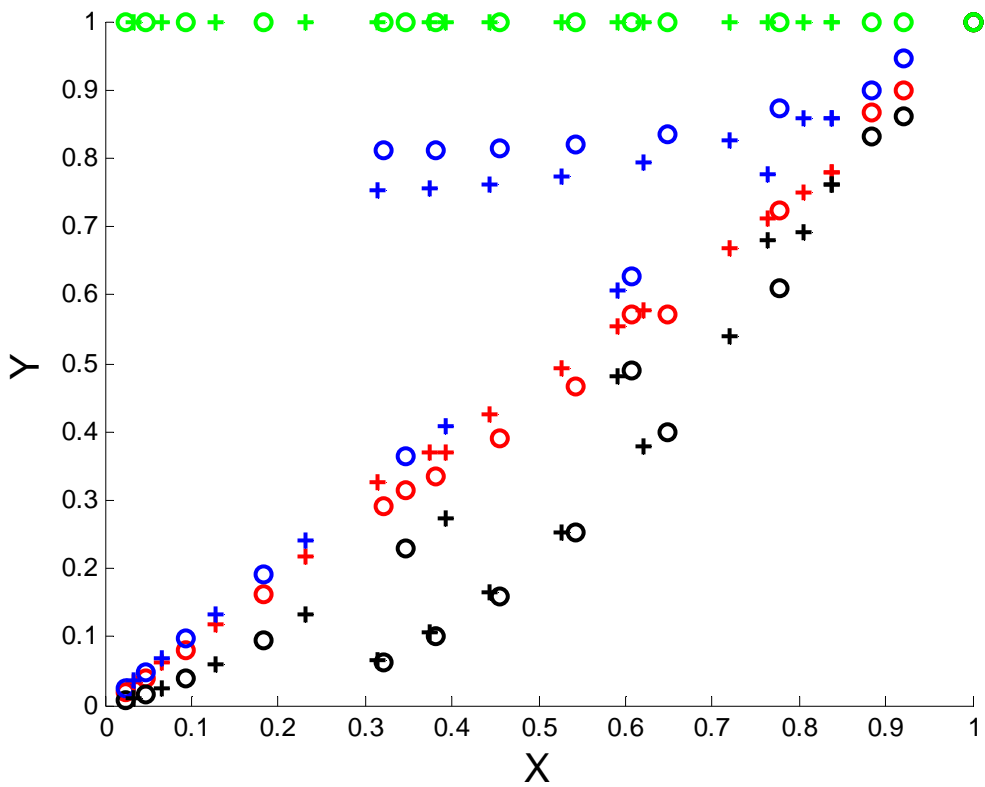


Figure 5b: ratio $Y = (M_1^n / M_n) / (M_{1S}^n / M_{nS})$ versus $X = (E / E_s)^\alpha (C / C_s)^\beta$; n is the order of the moment; $n=3$. + corresponds to cylinders, o corresponds to spheroids. red: this work; black: lower bound (Heinrich [31], Eq.15-17); blue: upper limit. (Heinrich [31], Eq.17); green: upper limit. (Heinrich [31], Eq.15)

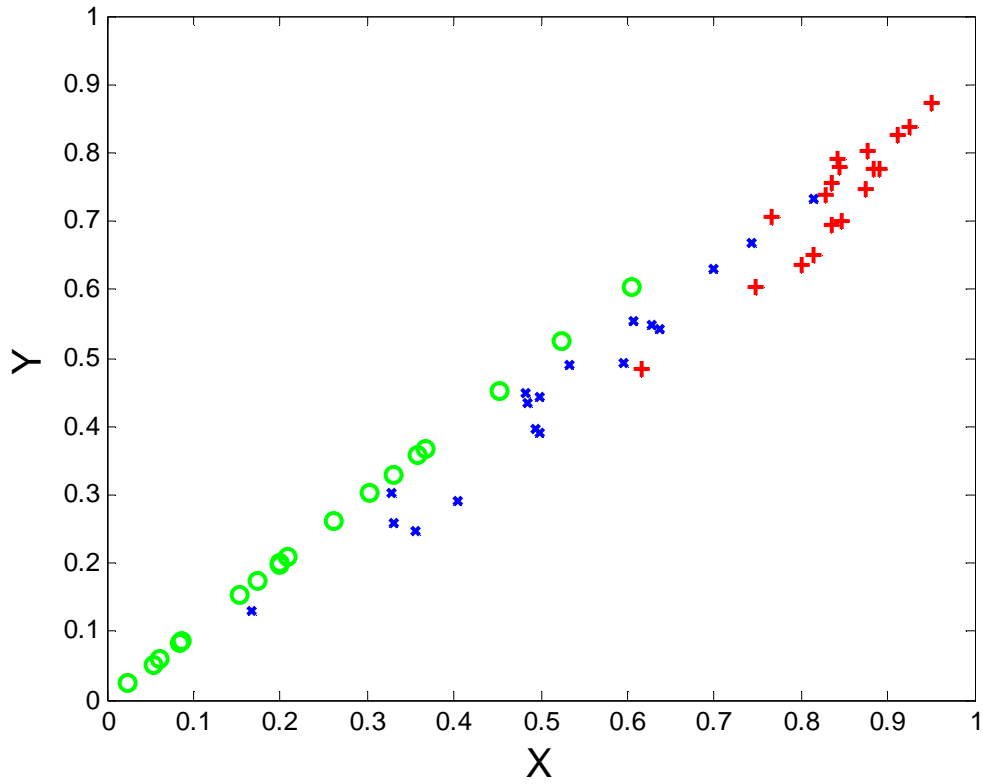


Figure 6: ratio $Y = (M_1^n / M_n) / (M_{1S}^n / M_{nS})$ versus $X = (E / E_s)^\alpha (C / C_s)^\beta$; n is the order of the moment; $n=2,3$ or 4 ; red,+ : $n=2$; blue,x : $n=3$; green,o : $n=4$. Facetted bodies from Table 1.

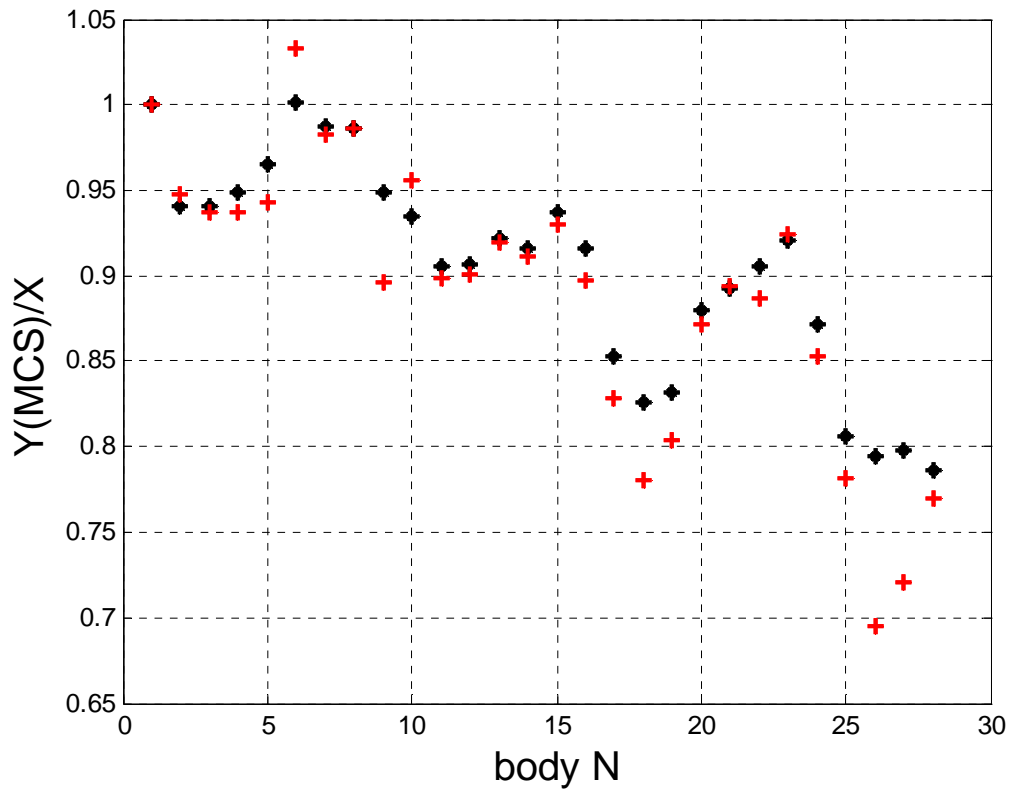


Figure 7a: $Y_{(MCS)}/X$ versus the number of the body : N=1(sphere); N=2-6(cylinders); N=7-10(spheroids); N=11-15(parallelepipeds); N=16(octahedron); N=17-19(pyramids); N=20-23(prisms); N=24-28(bipyramids). * black: n=2; + red: n=3.

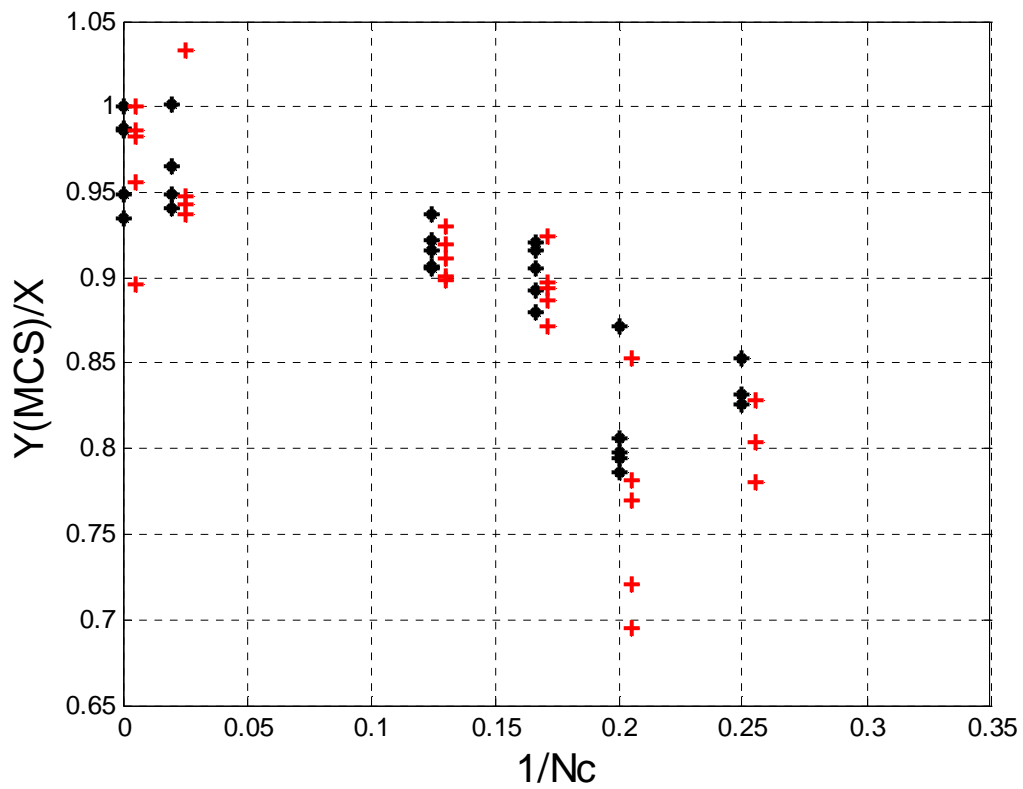


Figure 7b: $Y_{(MCS)}/X$ versus the reciprocal of vertex number : * black: $n=2$; + red: $n=3$. The dots for $n=3$ are shifted to the right for greater clarity. The second column, shifted to the right for greater clarity, corresponds to cylinders.

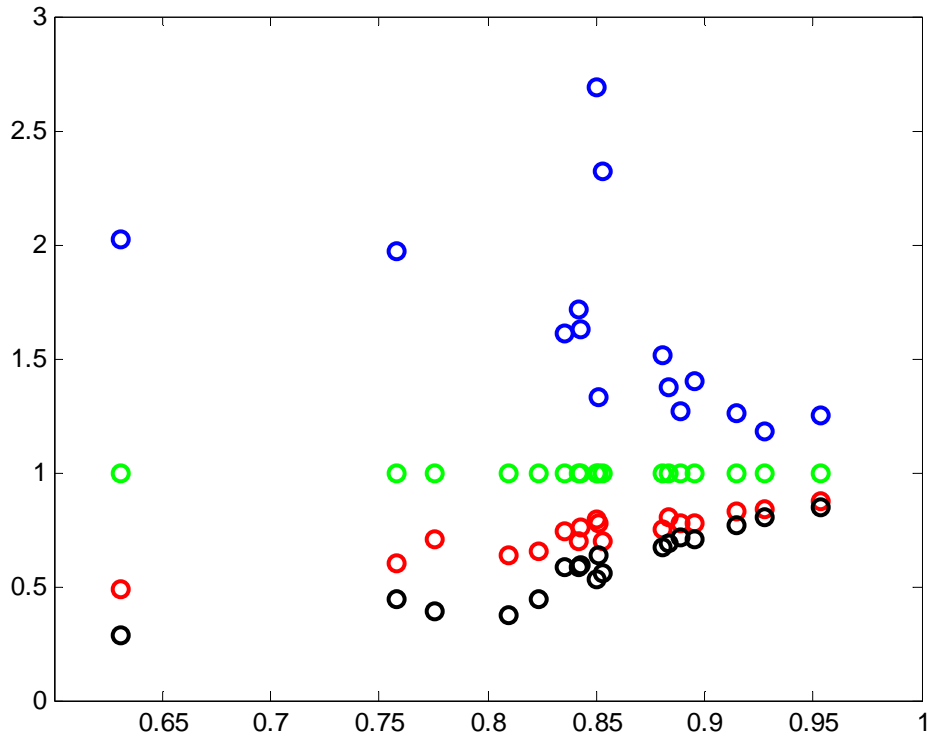


Figure 8a: ratio $Y = (M_1^n / M_n) / (M_{1S}^n / M_{nS})$ versus $X = (E / E_S)^\alpha (C / C_S)^\beta$; n is the order of the moment; $n=2$. bodies from table 1. red: this work; black: lower bound (Heinrich [31], Eq.15-17); blue: upper limit. (Heinrich [31], Eq.17); green: upper limit. (Heinrich [31], Eq.15)

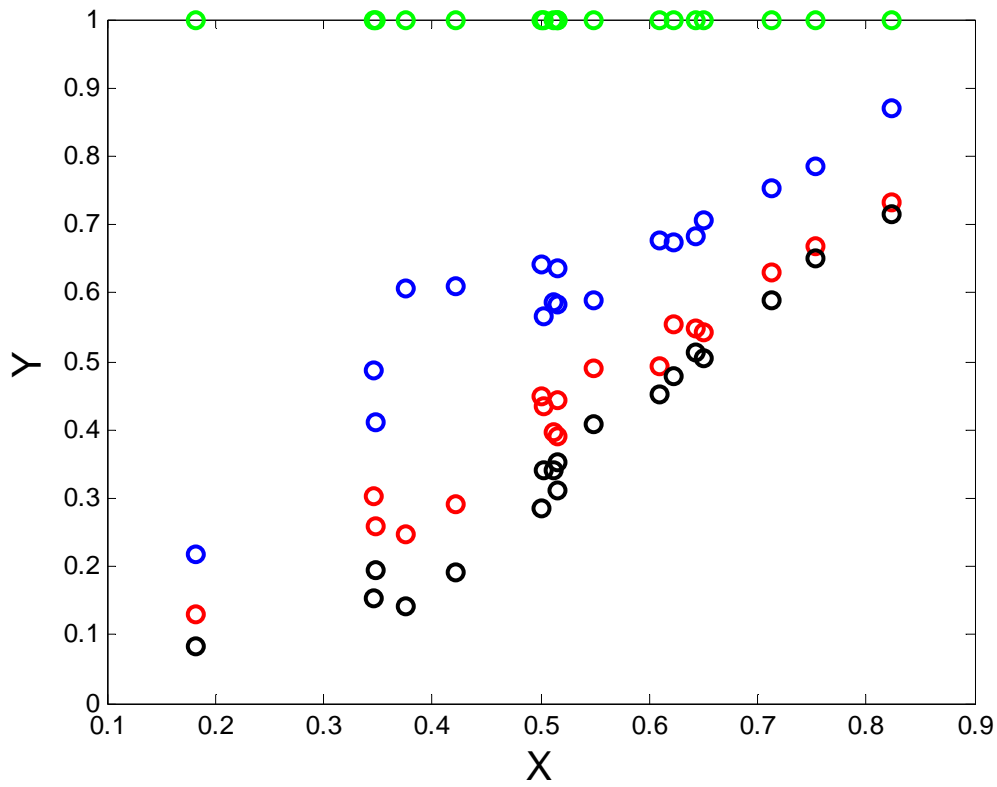


Figure 8b: ratio $Y = (M_1^n / M_n) / (M_{1S}^n / M_{nS})$ versus $X = (E / E_S)^\alpha (C / C_S)^\beta$; n is the order of the moment; $n=3$. Bodies from table 1. red: this work; black: lower bound (Heinrich [31], Eq.15-17); blue: upper limit. (Heinrich [31], Eq.17); green: upper limit. (Heinrich [31], Eq.15)