



HAL
open science

Restoring quasireversibility with a single topological charge

Juan Pablo Álvarez Zúñiga, Christophe Besse, Romain Duboscq, Juliette Billy, David Guéry-Odelin

► **To cite this version:**

Juan Pablo Álvarez Zúñiga, Christophe Besse, Romain Duboscq, Juliette Billy, David Guéry-Odelin. Restoring quasireversibility with a single topological charge. *Physical Review A: Atomic, molecular, and optical physics* [1990-2015], 2017, 96 (5), pp.053618. 10.1103/PhysRevA.96.053618. hal-01634474

HAL Id: hal-01634474

<https://hal.science/hal-01634474v1>

Submitted on 14 Nov 2017

HAL is a multi-disciplinary open access archive for the deposit and dissemination of scientific research documents, whether they are published or not. The documents may come from teaching and research institutions in France or abroad, or from public or private research centers.

L'archive ouverte pluridisciplinaire **HAL**, est destinée au dépôt et à la diffusion de documents scientifiques de niveau recherche, publiés ou non, émanant des établissements d'enseignement et de recherche français ou étrangers, des laboratoires publics ou privés.

Restoring quasi-reversibility with a single topological charge

Juan Pablo Álvarez Zúñiga and Christophe Besse*

Université de Toulouse ; CNRS, UPS IMT, F-31062 Toulouse Cedex 9, France

Romain Duboscq†

Université de Toulouse ; CNRS, INSA IMT, F-31062 Toulouse Cedex 9, France

Juliette Billy and David Guéry-Odelin‡

Laboratoire Collisions, Agrégats et Réactivité UPS, Toulouse, France

(Dated: November 14, 2017)

We numerically study a rotating Bose-Einstein condensate placed transiently over the critical rotation frequency i.e. in a regime where the rotation frequency is larger than the radial frequency of the confinement. We study the reversibility of this process depending on the strength of the interactions and the presence of vortices. We find that the reversibility is broken by the interactions in the absence of vortices but systematically quasi-restored in the presence of a single vortex.

I. INTRODUCTION

The behavior of a rotating quantum fluid is known to exhibit some counterintuitive phenomena. For instance, by contrast with the rigid body rotation of a classical fluid, a quantum fluid reacts to the rotation, if sufficiently large, by nucleating vortices. This superfluid behavior was first observed in liquid He II [1], and more recently revisited in the cold atom community with studies dedicated to rotating dilute Bose-Einstein Condensates (BECs) [2–10].

Experimentally, various methods have been investigated to generate vortices using either phase imprinting [2, 9, 10] or a rotating anisotropy superimposed to the confining potential. In this article, we concentrate on this latter technique for its versatility. This problem involves two frequencies: the rotation frequency, Ω , and the trapping frequency, ω_0 , associated to the harmonic confinement. Vortices are here nucleated when the rotation resonantly excites quadrupole modes in the frequency domain $0 \leq \Omega \leq \omega_0/\sqrt{2}$ [3, 4, 6, 7] through a dynamical instability [32, 33]. The critical rotation regime $\Omega \sim \omega_0$ has attracted a lot of attention [11–29]. In this regime and from a one-body point of view, the harmonic trapping force is exactly compensated by the centrifugal force. Thus atoms only experience the Coriolis force in the rotating frame. This force is formally equivalent to the Lorentz force. The physics of neutral atoms in this regime is thus analogous to that of an electron gas in a uniform magnetic field. The ground energy level becomes macroscopically degenerated and phenomena related to the Quantum Hall effect with many vortices involved are expected [25].

In this article, we propose to explore the dynamics of a BEC in the presence or not of a single vortex in the ro-

tation frequency domain $\Omega > \omega_0$. This regime is particularly difficult to study from an analytical point of view since there is no well adapted hydrodynamic formalism, no possible coarse graining approaches and no ground state. As we shall discuss in the following, the change in Ω that we consider prohibits a perturbative treatment of the problem. We therefore propose a numerical study of the corresponding out-of-equilibrium dynamics.

In practice, the BEC is subjected to a cyclic evolution. It is initially prepared at equilibrium with $\Omega < \omega_0$, and placed afterwards at a larger rotation frequency $\Omega > \omega_0$ either abruptly or adiabatically, and transferred back to its initial trap configuration. Such a path through an instability region provides a testbed of the robustness of topological charges when initial conditions are chosen so to accommodate them. Furthermore, it is known that cyclic evolution also gives rise in 1D to specific time durations of the cycle for which reversibility is observed [30]. The study is here performed in a much more complex system of higher dimensionality, in the presence of interactions and topological charges, crossing back and forth an instability region. Our main result is the break down of reversibility in such a cyclic evolution except in the presence of a single vortex.

The paper is organized as follows. In section II, we summarize the different regimes depending on the relative value of Ω and ω_0 . In Sec. III, we detail our numerical procedures to prepare and place the BEC in the desired window of parameters. In Sec. IV, we provide a few exact analytical results in some limiting cases. Our numerical results are discussed in Sec. V.

II. REMINDER ON ROTATING PARTICLES

We restrict our analysis to two dimensions i.e. in the plane perpendicular to the rotation axis. The potential experienced by the atom in the rotating frame \mathcal{R} is

$$V_e(t, x, y) = \frac{1}{2}m\omega_0^2 \left((1 + \varepsilon(t))x^2 + (1 - \varepsilon(t))y^2 \right), \quad (\text{II.1})$$

* christophe.besse@math.univ-toulouse.fr

† romain.duboscq@math.univ-toulouse.fr

‡ dgo@irsamc.ups-tlse.fr

where m is the particle mass and ε accounts for the small rotating anisotropy. The corresponding classical equation of motions are time-independent [39]:

$$\begin{cases} \ddot{x}(t) = (-\omega_0^2(1 + \varepsilon) + \Omega^2)x + 2\Omega\dot{y} \\ \ddot{y}(t) = (-\omega_0^2(1 - \varepsilon) + \Omega^2)y - 2\Omega\dot{x}. \end{cases} \quad (\text{II.2})$$

As expected, the confining potential frequency is reduced by the contribution of the centrifugal force: $\omega_0^2(1 \pm \varepsilon) \rightarrow \omega_0^2(1 \pm \varepsilon - \Omega^2)$. The dispersion relation of these two linearly coupled equations yields stable solutions in two separated frequency domains: $\Omega < \Omega_-$ and $\Omega > \Omega_+$ with $\Omega_{\pm}^2 = \omega_0^2(1 \pm \varepsilon)$ and unstable solutions in the frequency range $\Omega_- < \Omega < \Omega_+$.

For $\Omega_- < \Omega < \Omega_+$, the direction along the y axis is no more confining resulting into an instability of the particle. The observed stability for $\Omega > \Omega_+$ originates from the Coriolis force. This force favors a precession of the velocity which counteracts the repulsive force generated by the centrifugal force. We therefore obtain a dynamical stabilization of the atom in this regime. This is reminiscent of the magnetron stabilization in ion Penning traps [31].

The different regimes have been partially explored experimentally with an interacting Bose-Einstein condensate in the Thomas Fermi regime [5]. The routes to vortex nucleation through dynamical instabilities have been investigated in the range of parameter $0.5 < \Omega/\omega_0 < 1.1$ and $0 < \varepsilon < 0.03$ [5]. The instability window of rotation frequencies $\Omega_- < \Omega < \Omega_+$ have also been explored with a BEC from both a theoretical and an experimental point of view ($\Omega = \omega_0$ and $\varepsilon = 0.09$) [8]. For this choice of parameters, the center of mass is unstable. The conclusions about the size of the cloud were somewhat counterintuitive: in the absence of interactions the cloud expands to infinity while it spirals out as a rigid body when repulsive interactions are sufficiently large [8]. The upper bound Ω_+ is reduced in the presence of interactions while Ω_- is immune to the strength of interactions. In this article, we study the dynamics of a dilute interacting BEC in the regime $\Omega > \Omega_+$.

III. NUMERICAL PROCEDURE

Our results are based on the numerical resolution of the time-dependent 2D Gross-Pitaevskii equation [34, 35] in the rotating frame associated to the potential (II.1):

$$\begin{aligned} i\frac{\partial\Psi}{\partial t} = & -\frac{1}{2}\Delta\Psi + \frac{1}{2}((1 + \varepsilon(t))x^2 + (1 - \varepsilon(t))y^2)\Psi \\ & + \beta|\Psi|^2\Psi - \Omega L_z\Psi, \end{aligned} \quad (\text{III.1})$$

where the lengths are normalized to the harmonic length $a_0 = (\hbar/m\omega_0)^{1/2}$ and the time and rotation frequency normalized to the angular frequency ω_0 . The operator $L_z = x \cdot p_y - y \cdot p_x$, with momentum operators $p_x = -i\partial_x$

and $p_y = -i\partial_y$, accounts for the angular momentum rotation term. The parameter β characterizes the strength of interactions.

For a given value of β and $\Omega = \Omega_m = 0.9$ ($\varepsilon = 0$), we determine the ground state wave function using an imaginary time evolution technique. The ground-state contains a number N_v of vortices that depends on the interaction strength β [37]. For $\beta = 2$, the ground-state has no topological defect (i.e. no phase jump) and $N_v = 0$ (see Fig. 1). For $\beta = 5$, the ground-state accommodates a single vortex $N_v = 1$ as explicitly shown on the phase map that exhibits a single phase singularity (see Fig. 1) [36].

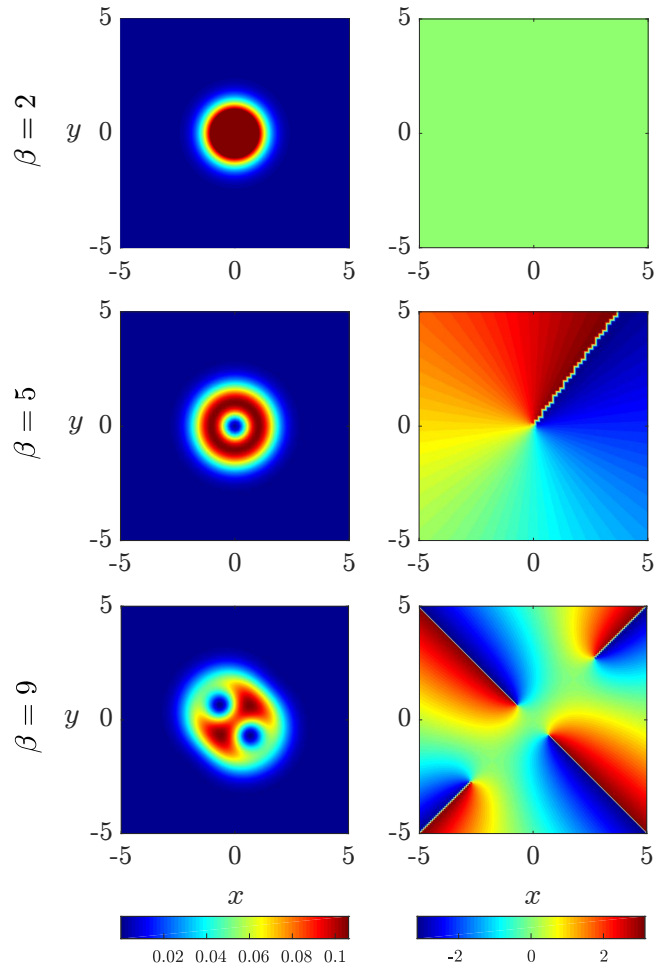


Figure 1. *Density profile (left) and phase map (right) of the ground-states for $\varepsilon = 0$, $\Omega = 0.9$ and $\beta = 2, 5$ and 9 .*

Figure 2 graphically summarizes the different procedures that we have investigated for the variations in time of $\varepsilon(t)$ and $\Omega(t)$. The initial and final steps of the all procedures are always the same. We first ramp up the anisotropy ε from 0 to a small value ε_{max} of a few percent keeping the other parameters constant, and finally ramp it down symmetrically from ε_{max} to 0:

$$\varepsilon(t) = \begin{cases} \varepsilon_{max} \times P(t), & (\text{initial step}) \\ \varepsilon_{max}(1 - P(t - 2t_2 - t_1)), & (\text{final step}), \end{cases} \quad (\text{III.2})$$

where $2t_2$ is the amount of time over which the rotation frequency Ω is changed and $P(t) = 6(t/t_1)^5 - 15(t/t_1)^4 + 10(t/t_1)^3$ is a smooth polynomial function increasing from 0 to 1 when t spans the interval $[0; t_1]$. We fix $t_1 = 10$ to ensure a quasi-adiabatic ramping up of the anisotropy. The variation of the angular rotation frequency obeys

$$\Omega(t) = \begin{cases} \Omega_m, & t \in [0; t_1] \\ \Omega_m + (\Omega_M - \Omega_m)f(t - t_1), & t \in [t_1; t_1 + t_2] \\ \Omega_M - (\Omega_M - \Omega_m)f(t - (t_1 + t_2)), & t \in [t_1 + t_2; t_1 + 2t_2] \\ \Omega_m, & t > t_1 + 2t_2. \end{cases} \quad (\text{III.3})$$

with $f(t) = 3(t/t_2)^2 - 2(t/t_2)^3$ and $\Omega(t) \in [\Omega_m, \Omega_M]$.

We consider two different scenarii (see Fig. 2): (a) Ω is smoothly ramped up over Ω_+ during the time interval $2t_2$ crossing the instability zone (interval $[\Omega_-, \Omega_+]$) twice and (b) Ω is abruptly increased to a constant value $\Omega_M > \Omega_+$, this plateau value being maintained during the time interval $2t_2$. The response of the system is analyzed as a function of t_2 .

In practice, we keep track of the total energy defined by

$$E(\Psi) = \int \left[\frac{1}{2} |\nabla \Psi|^2 + V_{ext} |\Psi|^2 + \frac{\beta}{2} |\Psi|^4 - \Omega \Psi^* L_z \Psi \right] d^2 r, \quad (\text{III.4})$$

the fidelity with respect to the initial ground-state $\Psi(t=0) = \Psi_0$, $\mathcal{F}(t) = |\langle \Psi_0 | \Psi(t) \rangle|^2$ and the mean quadratic size of the cloud.

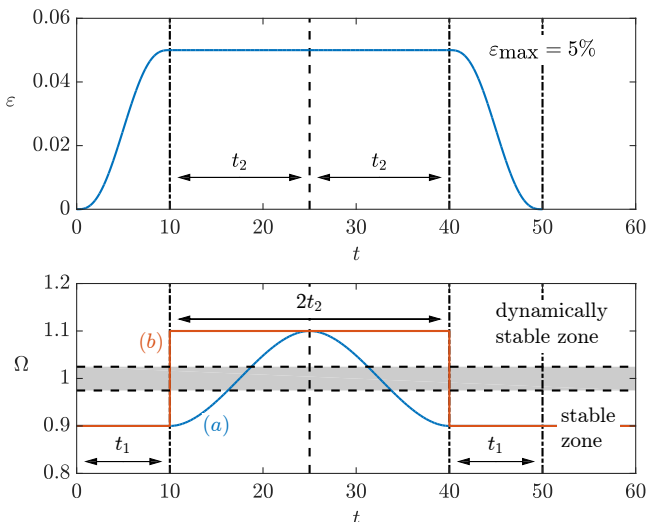


Figure 2. Time evolution of the anisotropy ε (top) and the rotation frequency Ω (bottom). The initial state is in the stable zone ($\Omega_m = 0.9$). The shaded area depicts the instability zone in the absence of interactions $\Omega(t) \in [\sqrt{1 - \varepsilon_{\max}}, \sqrt{1 + \varepsilon_{\max}}]$. To cross the instability zone, Ω is either abruptly changed (scenario (b)) or smoothly ramped (scenario (a)) to Ω_M .

IV. EXACT RESULTS IN LIMITING CASES

To position the results obtained by our numerical simulations, it is instructive to work out analytically two limiting cases in the absence of vortices. We describe hereafter the evolution of the size of the wave function through the exact determination of the time evolution of its mean quadratic size: first in the absence of interactions and then in the opposite limit, the Thomas Fermi regime [41].

A. Non-interacting bosons

In the absence of interactions ($\beta = 0$), we can infer the evolution of the size of the cloud using the Ehrenfest theorem with the time-dependent Hamiltonian

$$H(t) = \frac{p_x^2 + p_y^2}{2} + \frac{1}{2} ((1 + \varepsilon)x^2 + (1 - \varepsilon)y^2) - \Omega L_z. \quad (\text{IV.1})$$

Any dynamical quantity χ_q which depends on the variables x, y, p_x and p_y has an average that evolves according to

$$\frac{d\langle \chi_q \rangle(t)}{dt} = i \langle \Psi(t) | [H(t), \chi_q] | \Psi(t) \rangle. \quad (\text{IV.2})$$

This equation is exactly analogous to its classical counterpart based on the Boltzmann equation [38, 39]. The mean quadratic size involves the average quantity $\langle x^2 + y^2 \rangle$, and its time evolution involves other averages of quadratic operators in x, y, p_x and p_y . We eventually find that its evolution is given by a set of 10 linear equations (see appendix A) coupling the averages of the following quadratic operators: $\chi_1 = x^2 + y^2$, $\chi_2 = x^2 - y^2$, $\chi_3 = xy$, $\chi_4 = xp_x + p_x x + yp_y + p_y y$, $\chi_5 = xp_x + p_x x - yp_y - p_y y$, $\chi_6 = xp_y + yp_x$, $\chi_7 = xp_y - yp_x = L_z$, $\chi_8 = p_x^2 + p_y^2$, $\chi_9 = p_x^2 - p_y^2$ and $\chi_{10} = p_x p_y$. Interestingly, the total energy can also be expressed in terms of those averages $\langle H(t) \rangle = (\langle \chi_8 \rangle + \langle \chi_1 \rangle + \varepsilon \langle \chi_2 \rangle) / 2 - \Omega \langle \chi_7 \rangle$.

For scenario (b), corresponding to a sudden change of Ω , we solve numerically this set of equations with the initial conditions $\langle \chi_1 \rangle_0 = \langle \chi_8 \rangle_0 = 1$ and $\langle \chi_i \rangle_0 = 0$ for $i \neq 1$ or 8. In figure 3, we plot the relative energy difference between the initial and final states of the system $\Delta E/E_0 = (E_f - E_0)/E_0$ as a function of $2t_2$, the duration over which Ω is changed. We observe an oscillatory behavior which can be readily explained as the selective excitation of a single eigenvalue of the 10×10 matrix associated with the equations of motion. The corresponding frequency can be worked out

$$\omega_1 = 2[1 + \Omega_M^2 - (\varepsilon_{\max}^2 + 4\Omega_M^2)^{1/2}]^{1/2}, \quad (\text{IV.3})$$

which, for $\varepsilon_{\max} = 5\%$, yields the oscillation periods $T_1 \approx 32.3482$ for $\Omega_M = 1.1$ and $T_1 \approx 15.8112$ for $\Omega_M = 1.2$ in perfect agreement with the observed periods. As a matter of fact, the amplitude of oscillations

of the relative energy difference decreases when Ω_M increases (7.5% for $\Omega_M = 1.1$ and 4% for $\Omega_M = 1.2$). The jump in Ω therefore selects a single eigenvalue which guarantees the reversibility of the process i.e. the periodic cancelation of the relative energy difference, $\Delta E/E_0$, as a function of time. We have checked that applying the same procedure with a different initial rotation frequency ($\Omega_m = 0.5$), we recover the same behavior (see figure 3). In the following we choose $\Omega_m = 0.9$.

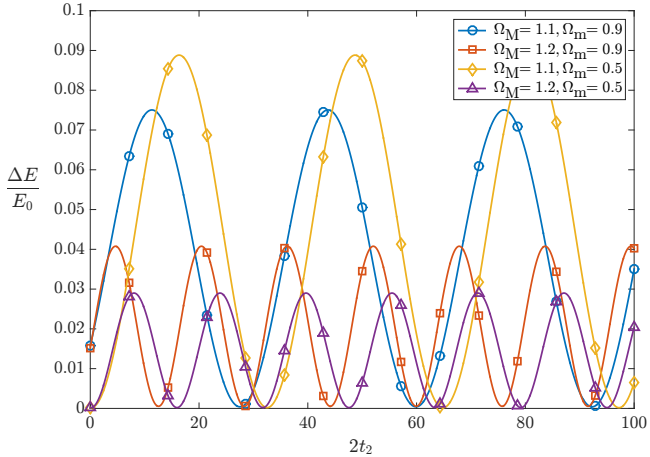


Figure 3. *Relative energy difference between the initial and final states of the system $\Delta E/E_0 = (E_f - E_0)/E_0$ as a function of $2t_2$, applying scenario (b) to a non-interacting BEC ($\beta = 0$) with $\varepsilon_{\max} = 5\%$, and for various values of Ω_m and Ω_M .*

B. The Thomas Fermi limit

For sufficiently large interaction strength β and in the absence of vortices, the 2D GPE equation is equivalent in the corotating frame to a set of two hydrodynamic-like equations associated to the phase and modulus of the wave function $\Psi(x, y; t) = \rho^{1/2}(x, y; t)e^{i\theta(x, y; t)}$. The continuity equation reads

$$\frac{\partial \rho}{\partial t} + \nabla \cdot [\rho(\mathbf{v} - \boldsymbol{\Omega} \times \mathbf{r})] = 0, \quad (\text{IV.4})$$

with $\mathbf{v} = \nabla \theta$, and the Euler-like equation is given by

$$\frac{\partial \mathbf{v}}{\partial t} + \nabla \cdot \left[\frac{\mathbf{v}^2}{2} + \frac{1}{2}((1 + \varepsilon)x^2 + (1 - \varepsilon)y^2) + \beta \rho - \mathbf{v} \cdot (\boldsymbol{\Omega} \times \mathbf{r}) \right] = 0. \quad (\text{IV.5})$$

Equations (IV.4) and (IV.5) are easily solved using the ansatz

$$\begin{aligned} \rho(x, y; t) &= a_0 + a_x x^2 + a_y y^2 + a_{xy} xy \\ \theta(x, y; t) &= \alpha_x x^2/2 + \alpha_y y^2/2 + \eta xy \end{aligned} \quad (\text{IV.6})$$

where a_0 , a_x , a_y , a_{xy} , α_x , α_y and η are time-dependent variables. We find a closed set of non-linear coupled equations for these variables (see Appendix B) which provides a non-linear oscillation of period $T_e \simeq 13.38$ for

$\varepsilon_{\max} = 0.05$, $\Omega_m = 0.9$, $\Omega_M = 1.1$ and whose value does not depend on β .

V. NUMERICAL RESULTS OUTSIDE THE LIMITING CASES

This section first summarizes the results we have obtained for a jump of the rotation frequency Ω (scenario (b)) at a finite value of the interaction strength parameter β in the absence and in the presence of vortices. We also report on the results obtained with a smooth variation of the rotation frequency (scenario (a)).

A. Results for a sudden variation of Ω

We consider a ground-state with no topological charge ($N_v = 0$, $0 < \beta < 4$) and change suddenly the rotation frequency from $\Omega_m = 0.9$ to $\Omega_M = 1.1$, for an anisotropic parameter $\varepsilon_{\max} = 5\%$. As previously, we plot the relative energy difference between the initial and final states as a function of $2t_2$. We find three main differences compared to the case without interactions (see Fig. 4): oscillations have a lower frequency; they are slightly damped and their relative amplitude is dramatically reduced (amplitude of $\sim 0.5\%$ (for $\beta = 2$) to be compared to 7.5% for $\beta = 0$). This latter feature results from the large contribution of the interaction energy to the total energy. The slight damping suggests that, in the presence of interactions, many modes are contaminated by the excitation process. In the absence of interactions, we have seen that the breathing mode (i.e. χ_1) is coupled to the quadrupole mode (i.e. χ_2). It is known that the frequency of both modes decreases as the interaction strength β increases [41]. We recover here the same tendency in the corotating frame.

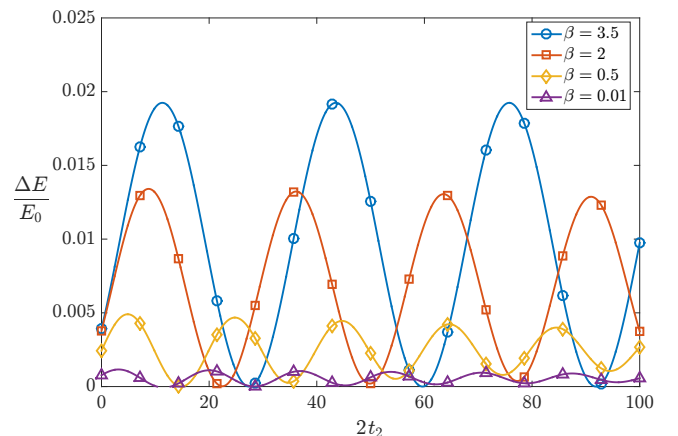


Figure 4. *Relative energy difference between the initial and final states $\Delta E/E_0$ as a function of $2\omega_0 t_2$ applying the scenario (b) (with $\varepsilon_{\max} = 5\%$, $\Omega_m = 0.9$ and $\Omega_M = 1.1$) to ground-states without vortices for different interaction strength β .*

Applying the very same procedure for different inter-

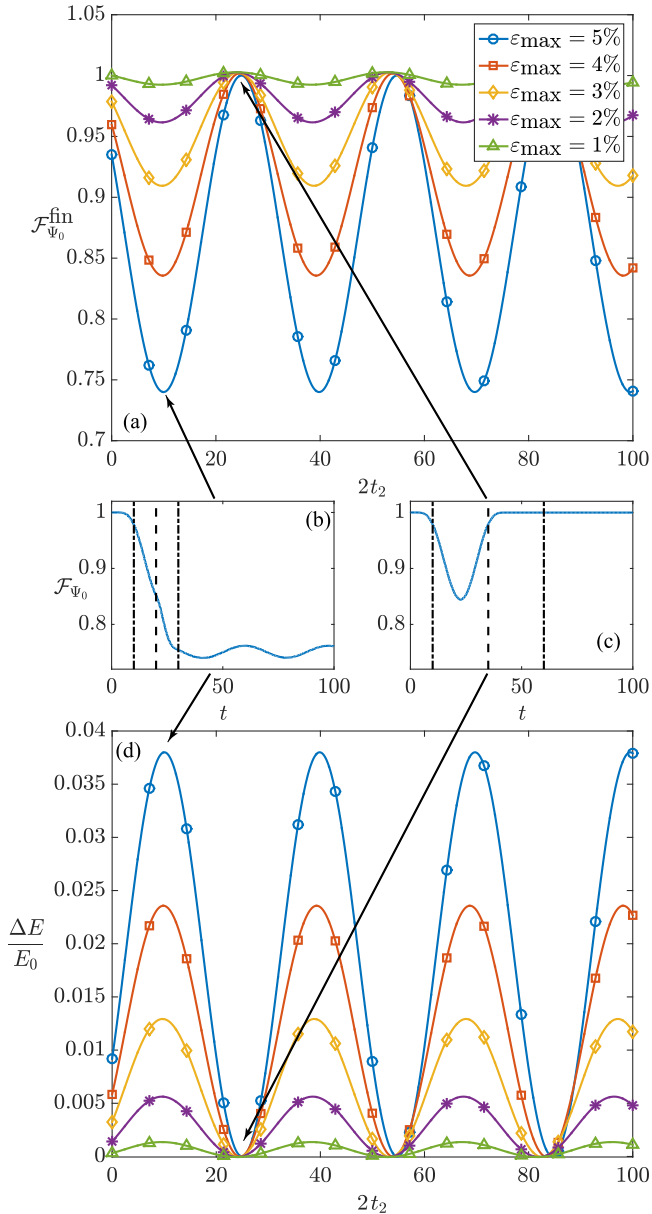


Figure 5. *a)* Fidelity of the final state with respect to the initial one as a function of $2t_2$ applying scenario (b) (with $\Omega_m = 0.9$ and $\Omega_M = 1.1$) to a BEC with a single vortex ($\beta = 5$) for various values of the anisotropic parameter ε_{max} . *b)* and *c)* Evolution of the fidelity over time respectively at the first minimum and the first maximum of the final fidelity. *d)* Relative energy difference between the initial and final states as a function of $2t_2$.

action strength β in the interval $4 < \beta < 8.5$ i.e. in the presence of a single vortex, we observe an oscillation that is not damped and whose period is close to that for $\beta = 0$ at the lowest value of β for which a single vortex appears, and that decreases with β . Figure 5 provides for $\beta = 5$ the evolution of the relative energy difference between the initial and final state along with the fidelity of the final state with respect to the initial one for various values of the anisotropy parameter ε_{max} .

Our numerical results for a sudden change in the rotation frequency and for $0 < \beta < 10$ are summarized in Fig. 6. We plot the period of oscillation of the relative energy difference $\Delta E/E_0$ as a function of β and compare it to the predictions of Sec. IV in the absence of interactions and in the Thomas-Fermi regime respectively. The data obtained in the absence of vortices are in between those two limiting cases. We also plot on the same figure the contrast C_{st} of the excess of energy $\Delta E/E_0$ as a function of β [44]. Remarkably, the contrast is restored to unity [45] only in the window of interaction strength that corresponds to the presence of a single vortex. In the presence of two vortices, the contrast drops again drastically, which is probably related to the rotation symmetry break.

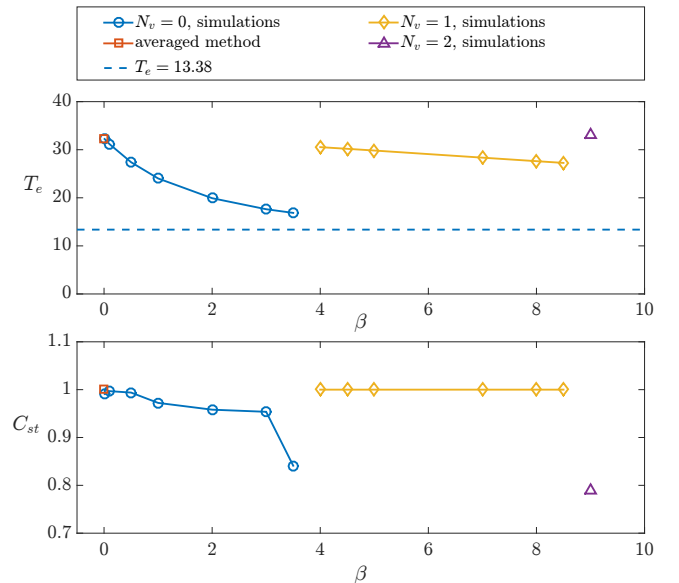


Figure 6. *Period (top) and contrast C_{st} (bottom) of the excess of energy $\Delta E/E_0$ as a function of the interaction strength β when applying scenario (b) (with $\varepsilon_{\text{max}} = 5\%$, $\Omega_m = 0.9$ and $\Omega_M = 1.1$) to different ground-states with $N_v = 0$ (circles), $N_v = 1$ (diamonds), and $N_v = 2$ (triangle) vortices. The square corresponds to the prediction of Sec. IV in the non-interacting case and the lower dashed line to the one in the Thomas-Fermi regime.*

We have also study the dependence of the amplitude, b_e , and the period, T_e , of the oscillations of $\Delta E/E_0$ with the final rotation frequency, Ω_M (see Fig. 7). For $\beta = 0$, we observe a divergence of both the amplitude and the period as we approach the instability zone $\Omega \rightarrow \Omega_+$. The same behavior is observed for $\beta = 5$. However, the divergence in the amplitude is less pronounced. This is due to the fact that Ω_+ is renormalized by the interactions as explained in [8].

B. Smooth variation of the rotation frequency

In this section, we consider a smooth variation of the rotation frequency from its initial value Ω_m to its final

value Ω_M (scenario (a)). As a direct consequence, the rotation frequency crosses the instability region $[\Omega_-, \Omega_+]$ twice. In the absence of interactions, the variations of the relative excess of energy, $\Delta E/E_0$, as a function of the time t_2 are given in Fig. 8 for various values of the anisotropic parameter ε_{\max} . In the instability domain for the rotation frequency, the cloud size explodes; this is the reason why $\Delta E/E_0$ increases with t_2 i.e. with the time spent in this instability window. Remarkably, this instability does not prohibit the quasi-reversibility of the process, and we find discrete values of time t_2 for which the excess of energy cancels out. These "magic" time durations are, for $\varepsilon_{\max} = 5\%$, $2t_2 \approx 86$ and $2t_2 \approx 184$ with the respective relative energy differences $2 \cdot 10^{-4}$ and $2 \cdot 10^{-6}$.

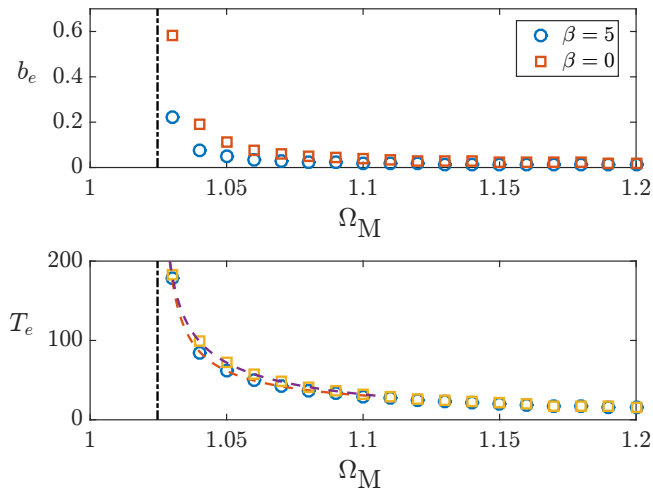


Figure 7. Amplitude b_e and period T_e of the excess of energy $\Delta E/E_0$ with the maximum rotation frequency, Ω_M in the single vortex case ($\beta = 5$) and in the non-interacting case ($\beta = 0$), following the scenario (b) with $\Omega_m = 0.9$ and $\varepsilon_{\max} = 5\%$. The vertical dashed line shows the upper limit of the instability zone $\sqrt{1 + \varepsilon_{\max}}$ in the absence of interactions.

This is to be contrasted with our observations at finite interaction strength β . As an example, we start from a ground-state without vortices ($\beta = 2$). The relative energy difference is plotted in figure 9 : there are two clear local minima for $2t_2 \approx 34$ ($\Delta E/E_0 \approx 0.49\%$) and $2t_2 \approx 174$ ($\Delta E/E_0 \approx 16\%$). In the absence of vortices initially ($\beta < 4$), the wave function has its phase strongly affected by crossing the instability region as it can be seen for instance in Fig. 9, where we provide the final density and phase profiles of the wave-function at the local minimum of the relative energy difference at $2t_2 = 174$. The transient entrance of vortices in the course of the out of equilibrium dynamics breaks the quasi-reversibility. A fingerprint of the quasi-reversibility observed in the absence of interactions remains with the presence of a local minimum at $2t_2 \approx 174$ but at a non zero value of the relative energy difference.

In contrast, the same scenario applied to a BEC that contains a single vortex ($\beta = 5$) for various values of t_2 at fixed $\Omega_M = 1.1$ and $\varepsilon_{\max} = 5\%$ restores a curve reminis-

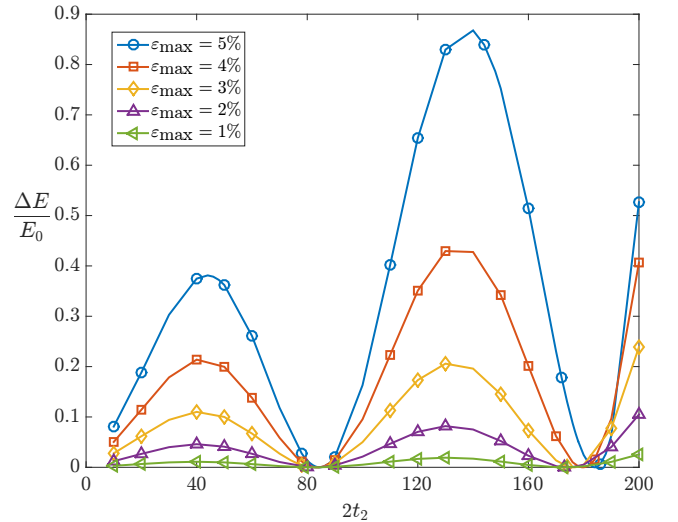


Figure 8. Relative energy difference $\Delta E/E_0$ as a function of $2t_2$ in the non-interacting case ($\beta = 0$), using scenario (a) (with $\Omega_m = 0.9$ and $\Omega_M = 1.1$) for various values of the anisotropic parameter ε_{\max} .

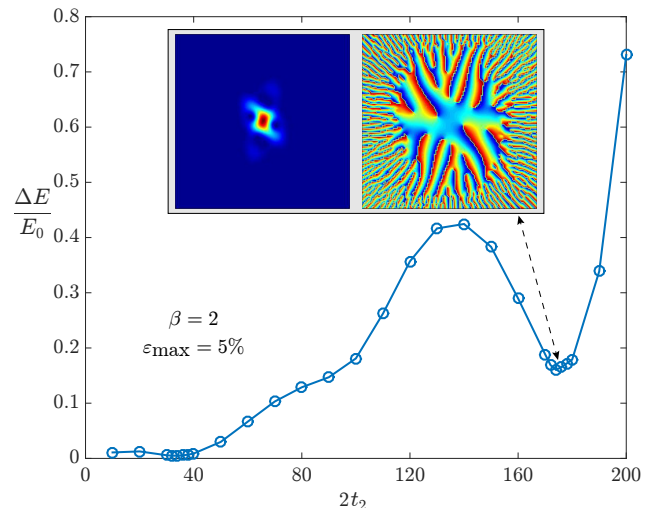


Figure 9. Relative energy difference as a function of $2t_2$ when applying scenario (a) to an interacting BEC without vortices: $\beta = 2$, $\varepsilon_{\max} = 5\%$, $\Omega_m = 0.9$ and $\Omega_M = 1.1$. The insets show the final density and phase profiles after the instability sweep at the local minimum at $2t_2 = 174$.

cent of that without interactions with well pronounced minima (see Fig. 10). For such minima, the energy given to the system while sweeping upwards the instability zone is almost exactly cancelled out during the downward sweep. We have checked that an adiabatic sweep towards lower rotation frequency values (with $\Omega_M = 0.7$) has no impact on the relative energy.

The roman numbers in fig. 10 correspond to the extrema of the relative energy difference. We show the associated density and phase profiles. As expected, the points with almost vanishing energy difference have a final density profile very close to that of the initial single vortex ground-state, while the maxima present a final

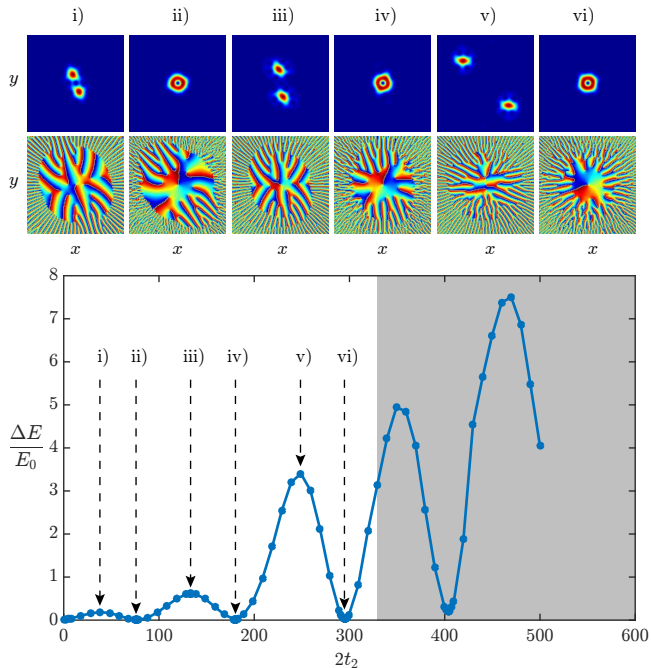


Figure 10. *Relative energy difference as a function of $2t_2$ when applying scenario (a) to a BEC with a single vortex ($\beta = 5$) for $\Omega_m = 0.9$, $\Omega_M = 1.1$ and $\varepsilon_{\max} = 5\%$. The shaded area depicts the zone where the results are no longer reliable. The density (phase) profiles at the extrema denoted by the roman numbers are shown in the top (bottom) strips. Color scale from blue to red: amplitude varies from 0 to 0.12, and phase from $-\pi$ to π .*

cloud almost separated in two sub-clouds, linked by a central elongated low density part. The more elongated the cloud, the more energy it has. However, the central vortex present in the initial ground-state remains present as confirmed by the computation of the circulation around the center. The robustness of the central topological defect is confirmed in this context since the explosion of the cloud resulting from the crossing of the instability region does not change the circulation.

VI. CONCLUSION

In this article, we have explored numerically a singular regime for rotating BEC that cannot be accessed in a simple manner by analytical means. We have observed the strong influence of the presence of a single vortex when the BEC is driven over the critical rotation frequency. The time reversibility observed in the absence of interactions can be explained by classical equations. Numerically we observed that this effect is destroyed when repulsive interactions are increased but restored in the regime for which interactions are sufficiently large so that the ground state accommodates a single vortex. Intensive numerical experimentations suggest that the quasi-reversibility that we have highlighted is not impacted by the numerical parameters (grid size and timestep). It is

well known that the moment of inertia of a BEC with many vortices tends to the classical value. Here, we observe on the dynamics of the breathing mode that a single vortex restores a classical dynamics while more vortices would not.

We have studied the quasi-reversibility in the presence of a harmonic trap. In [42, 43], the authors emphasize a phenomenon which suggests that the choice of an anharmonic potential could lead to an instability of a topological defect through the emission of sound. We thus led additional numerical experiments in the presence of a quartic perturbation for our 2D potential revealing that the quasi-reversibility is still present. This suggests that this process is robust with respect to the choice of the potential, and therefore can be safely investigated experimentally.

Acknowledgements

This work was partially supported by the French ANR grant ANR-12-MONU-0007-02 BECASIM ("Modèles Numériques" call).

Appendix A: Average method for quadrupolar moments

Using equations (IV.2) for the Hamiltonian (IV.1), we find the following set of coupled equations:

$$\begin{aligned}
 \frac{d\langle\chi_1\rangle}{dt} - \langle\chi_4\rangle &= 0, \\
 \frac{d\langle\chi_2\rangle}{dt} - \langle\chi_5\rangle - 4\Omega\langle\chi_3\rangle &= 0, \\
 \frac{d\langle\chi_3\rangle}{dt} - \langle\chi_6\rangle + \Omega\langle\chi_2\rangle &= 0, \\
 \frac{d\langle\chi_4\rangle}{dt} - 2\langle\chi_8\rangle + 2\langle\chi_1\rangle + 2\varepsilon\langle\chi_2\rangle &= 0, \\
 \frac{d\langle\chi_5\rangle}{dt} - 2\langle\chi_9\rangle + 2\langle\chi_2\rangle + 2\varepsilon\langle\chi_1\rangle - 4\Omega\langle\chi_6\rangle &= 0, \\
 \frac{d\langle\chi_6\rangle}{dt} - 2\langle\chi_{10}\rangle + 2\langle\chi_3\rangle + \Omega\langle\chi_5\rangle &= 0, \\
 \frac{d\langle\chi_7\rangle}{dt} - 2\varepsilon\langle\chi_3\rangle &= 0, \\
 \frac{d\langle\chi_8\rangle}{dt} + \langle\chi_4\rangle + \varepsilon\langle\chi_5\rangle &= 0, \\
 \frac{d\langle\chi_9\rangle}{dt} - 4\Omega\langle\chi_{10}\rangle + \langle\chi_5\rangle + \varepsilon\langle\chi_4\rangle &= 0, \\
 \frac{d\langle\chi_{10}\rangle}{dt} + \Omega\langle\chi_9\rangle + \langle\chi_6\rangle + \varepsilon\langle\chi_7\rangle &= 0.
 \end{aligned} \tag{A.1}$$

We can readily check the conservation of the total energy in the case of time-independent rotation frequency Ω and anisotropy ε , $d\langle H(t)\rangle/dt = 0$.

Appendix B: Nonlinear solution of the hydrodynamic equations

The stationary solutions of Eqs. (IV.4) and (IV.5) reads [40] $\mathbf{v}_{\text{st}} = \eta_0 \nabla(xy)$ and $\tilde{\rho}_{\text{st}} = (\tilde{\mu}/\beta) (1 - x^2/R_x^2 - y^2/R_y^2)$ with $\tilde{\omega}_x^2 = (1+\varepsilon) + \eta_0^2 - 2\eta_0\Omega$, $\tilde{\omega}_y^2 = (1-\varepsilon) + \eta_0^2 + 2\eta_0\Omega$, $R_x^2 = 2\tilde{\mu}/\tilde{\omega}_x^2$, and $R_y^2 = 2\tilde{\mu}/\tilde{\omega}_y^2$. The constant $\tilde{\mu}$ is the chemical potential. Its value is determined through the normalization to unity of the density $\tilde{\mu}^2 = \beta\omega_{ho}^2/\pi$ where $\omega_{ho} = (\tilde{\omega}_x\tilde{\omega}_y)^{1/2}$. The condition of self-consistency imposes that the parameter η_0 is a solution of a third order equation:

$$\eta_0^3 + (1 - 2\Omega_m^2)\eta_0 + \varepsilon\Omega_m = 0. \quad (\text{B.1})$$

The time-dependent solution resulting from the sudden change of Ω is obtained by inserting the ansatz (IV.6)

into the hydrodynamic equations (IV.4) and (IV.5)

$$\begin{aligned} \dot{\eta} &= -(\alpha_x + \alpha_y)\eta - \Omega_M(\alpha_x - \alpha_y) - \beta a_{xy}, \\ \dot{\alpha}_x &= -\alpha_x^2 - \eta^2 - 1 - \varepsilon - 2\beta a_x + 2\Omega_M\eta, \\ \dot{\alpha}_y &= -\alpha_y^2 - \eta^2 - 1 + \varepsilon - 2\beta a_y - 2\Omega_M\eta, \\ \dot{a}_0 &= -(\alpha_x + \alpha_y)a_0, \\ \dot{a}_x &= -(3\alpha_x + \alpha_y)a_x - (\eta - \Omega_M)a_{xy}, \\ \dot{a}_y &= -(3\alpha_y + \alpha_x)a_y - (\eta + \Omega_M)a_{xy}, \\ \dot{a}_{xy} &= -2(\alpha_x + \alpha_y)a_{xy} - 2(\eta + \Omega_M)a_x \\ &\quad - 2(\eta - \Omega_M)a_y. \end{aligned} \quad (\text{B.2})$$

-
- [1] R. J. Donnelly, *Quantized Vortices in Helium II* (Cambridge University Press, Cambridge, England, 1991).
- [2] M. R. Matthews, B. P. Anderson, P. C. Haljan, D. S. Hall, C. E. Wieman, E. A. Cornell, Phys. Rev. Lett. **83**, 2498 (1999).
- [3] K. W. Madison, F. Chevy, W. Wohlleben, and J. Dalibard, Phys. Rev. Lett. **84**, 806 (2000).
- [4] J. R. Abo-Shaer, C. Raman, J. M. Vogels, W. Ketterle, Science **292**, 476 (2001).
- [5] K. W. Madison, F. Chevy, V. Bretin, and J. Dalibard, Phys. Rev. Lett. **86**, 4443 (2001).
- [6] P. C. Haljan, I. Coddington, P. Engels, and E. A. Cornell, Phys. Rev. Lett. **87**, 210403 (2001).
- [7] E. Hodby, G. Hechenblaikner, S. A. Hopkins, O. M. Maragò, and C. J. Foot, Phys. Rev. Lett. **88**, 010405 (2001).
- [8] P. Rosenbusch, D. S. Petrov, S. Sinha, F. Chevy, V. Bretin, Y. Castin, G. Shlyapnikov, and J. Dalibard, Phys. Rev. Lett. **88**, 250403 (2002).
- [9] Y. Shin, M. Saba, M. Vengalattore, T. A. Pasquini, C. Sanner, A. E. Leanhardt, M. Prentiss, D. E. Pritchard, and W. Ketterle, Phys. Rev. Lett. **93**, 160406 (2004).
- [10] Y.-J. Lin, R. L. Compton, K. Jiménez-García, J. V. Porto and I. B. Spielman, Nature **462**, 628 (2009).
- [11] D. L. Feder and C. W. Clark, Phys. Rev. Lett. **87**, 190401 (2001).
- [12] A.L. Fetter, Phys. Rev. A **64**, 063608 (2001).
- [13] K. Kasamatsu, M. Tsubota, and M. Ueda, Phys. Rev. A **66**, 053606 (2002).
- [14] E. Lundh, Phys. Rev. A **65**, 043604 (2002).
- [15] G. M. Kavoulakis and G. Baym, New J. Phys. **5**, 51 (2003).
- [16] U. R. Fischer and G. Baym, Phys. Rev. Lett. **90**, 140402 (2003).
- [17] A. L. Fetter, Phys. Rev. A **68**, 063617 (2003).
- [18] A. Aftalion and I. Danaïla, Phys. Rev. A **69**, 033608 (2004).
- [19] A. D. Jackson, G. M. Kavoulakis, and E. Lundh, Phys. Rev. A **69**, 053619 (2004).
- [20] A. D. Jackson and G. M. Kavoulakis, Phys. Rev. A **70**, 023601 (2004).
- [21] A. Aftalion and I. Danaïla, Phys. Rev. A **69**, 033608 (2004).
- [22] A. L. Fetter, N. Jackson, and S. Stringari, Phys. Rev. A **71**, 013605 (2005).
- [23] A. Aftalion, X. Blanc, and J. Dalibard, Phys. Rev. A **71**, 023611 (2005).
- [24] A.L. Fetter, B. Jackson, and S. Stringari, Phys. Rev. A **71**, 013605 (2005).
- [25] A. Aftalion, X. Blanc, and F. Nier, Phys. Rev. A **73**, 011601(R) (2006).
- [26] H. Fu and E. Zaremba, Phys. Rev. A **73**, 013614 (2006).
- [27] G. Watanabe, S. A. Gifford, G. Baym, and C. J. Pethick Phys. Rev. A **74**, 063621 (2006).
- [28] A. Aftalion, X. Blanc, and N. Lerner, Phys. Rev. A **79**, 011603(R) (2009).
- [29] A. L. Fetter, Rev. Mod. Phys. **81**, 647 (2009).
- [30] A. Couvert, T. Kawalec, G. Reinaudi and D. Guéry-Odelin, Europhys. Lett. **83**, 13001 (2008).
- [31] L. S. Brown and G. Gabrielse, Rev. Mod. Phys. **58**, 233 (1986).
- [32] S. Sinha and Y. Castin, Phys. Rev. Lett. **87**, 190402 (2001).
- [33] C. Lobo, A. Sinatra, and Y. Castin, Phys. Rev. Lett. **92**, 020403 (2004).
- [34] X. Antoine and R. Duboscq, Computer Physics Communications **185**, 2969 (2014); *ibid* **193**, 95 (2015).
- [35] C. Besse, SIAM J. Numer. Anal. **42**, 934 (2004).
- [36] $\beta \sim 10aN/a_0$ where a is the scattering length, a_0 the oscillator length and N the number of atoms. $\beta = 5$ can be really realized with a lithium-7 BEC at a scattering length $a = 0.25$ nm (accessible through Feshbach resonance), with a confinement of 40 Hz, and a number of atoms $N = 1000$.
- [37] W. Bao, P. A. Markowich, and H. Wang, Commun. Math. Sci. **3**, 57 (2005).
- [38] D. Guéry-Odelin, F. Zambelli, J. Dalibard and S. Stringari, Phys. Rev. A **60**, 4851 (1999).
- [39] D. Guéry-Odelin, Phys. Rev. A **62**, 033607 (2000).
- [40] A. Recati, F. Zambelli, and S. Stringari, Phys. Rev. Lett. **86**, 377 (2001).

- [41] C. Cohen-Tannoudji, and D. Guéry-Odelin, *Advances in Atomic Physics: An Overview*, (Singapore, World Scientific, 2011).
- [42] N. G. Parker, N. P. Proukakis, C. F. Barengi, and C. S. Adams, *Phys. Rev. Lett.* **92**, 160403 (2004).
- [43] N. G. Parker, N. P. Proukakis, and C. S. Adams, *Phys. Rev. A* **81**, 033606 (2010).
- [44] The contrast is defined here as follows: we consider only the first oscillation of the curve over one period and compute the mean value $\overline{\Delta E}/E_0$. The contrast of the curve is then the difference between the mean and minimal values, divided by the difference between the maximal and mean values, over the considered period.
- [45] That is, we find a fidelity larger than 0.9999. This is the reason why we use the term of quasi-reversibility.