



**HAL**  
open science

## Semi-pilot scale-up of a continuous packed-bed bioreactor system developed for the lipase-catalyzed production of pseudo-ceramides

Florian Le Joubioux, Nicolas Bridiau, Marianne Graber, Thierry Maugard

### ► To cite this version:

Florian Le Joubioux, Nicolas Bridiau, Marianne Graber, Thierry Maugard. Semi-pilot scale-up of a continuous packed-bed bioreactor system developed for the lipase-catalyzed production of pseudo-ceramides. *OCL Oilseeds and fats crops and lipids*, 2017, 24 (4), 10.1051/ocl/2017019 . hal-01630116

**HAL Id: hal-01630116**

**<https://hal.science/hal-01630116v1>**

Submitted on 15 Jan 2018

**HAL** is a multi-disciplinary open access archive for the deposit and dissemination of scientific research documents, whether they are published or not. The documents may come from teaching and research institutions in France or abroad, or from public or private research centers.

L'archive ouverte pluridisciplinaire **HAL**, est destinée au dépôt et à la diffusion de documents scientifiques de niveau recherche, publiés ou non, émanant des établissements d'enseignement et de recherche français ou étrangers, des laboratoires publics ou privés.

Topical issue on:

**LIPIDES DU FUTUR**  
**LIPIDS OF THE FUTURE**

PROCEEDINGS

OPEN ACCESS

# Semi-pilot scale-up of a continuous packed-bed bioreactor system developed for the lipase-catalyzed production of pseudo-ceramides

Florian Le Joubioux, Nicolas Bridiau\*, Marianne Graber and Thierry Maugard

Équipe approches moléculaires, environnement-santé, UMR 7266 CNRS-ULR, LIENSs, université de La Rochelle, avenue Michel-Crépeau, 17042 La Rochelle, France

Received 6 February 2017 – Accepted 29 March 2017

**Abstract** – Ceramides are sphingolipid compounds that are very attractive as active components in both the pharmaceutical and the cosmetic industries. In this study, the synthesis of 1-*O*,3-*N*-diacyl 3-amino-1,2-propanediol-type pseudo-ceramides was developed at the semi-pilot scale, starting from a two-step continuous enzymatic process with immobilized *Candida antarctica* lipase B (Novozym® 435) in a packed-bed bioreactor, previously optimized at the laboratory scale. This process involved the selective *N*-acylation of 3-amino-1,2-propanediol (step 1), followed by the selective *O*-acylation of the *N*-acyl 3-amino-1,2-propanediol synthesized in the first step, with various fatty acids as acyl donors, to produce *N*,*O*-diacyl 3-amino-1,2-propanediol-type pseudo-ceramides (step 2). Under partially optimized operating conditions, high synthesis yields and production rates were obtained, within the ranges 76–92% and 3.7–4.6 g h<sup>-1</sup> (step 1), or 23–36% and 1–1.4 g h<sup>-1</sup> (step 2), respectively, depending on the fatty acids used as acyl donors. The overall synthesis yields varied from 20 to 33%: the best yield was obtained using palmitic acid and lauric acid as first and second acyl donors, respectively. Together with the high production rates also obtained with these acyl donors, this confirms that this two-step process has great potential for the production of differently functionalized 1-*O*,3-*N*-diacyl 3-amino-1,2-propanediol-type pseudo-ceramides on an industrial scale.

**Keywords:** pseudo-ceramide / continuous bioprocess / packed-bed bioreactor / lipase / semi-pilot scale

**Résumé** – Passage à l'échelle semi-pilote d'un bioréacteur continu à lit fixe, développé pour la production de pseudo-céramides catalysée par une lipase. Les céramides sont des sphingolipides, composés actifs d'intérêt majeur pour les industries pharmaceutique et cosmétique. Lors de la présente étude, la synthèse de pseudo-céramides de type 1-*O*,3-*N*-diacyl 3-amino-1,2-propanediol a été développée à l'échelle semi-pilote, à partir d'un procédé enzymatique continu en deux étapes impliquant la lipase B de *Candida antarctica* (Novozym® 435) utilisée au sein d'un bioréacteur à lit fixe, préalablement optimisé à l'échelle du laboratoire. Ce procédé conjugait la *N*-acylation sélective du 3-amino-1,2-propanediol (étape 1) suivie de la *O*-acylation sélective du *N*-acyl 3-amino-1,2-propanediol synthétisé lors de la première étape, impliquant différents acides gras comme donneurs d'acyles, pour produire des pseudo-céramides de type *N*,*O*-diacyl 3-amino-1,2-propanediol (étape 2). Sous conditions opératoires partiellement optimisées, de hauts rendements de synthèse et vitesses de production ont été obtenus, respectivement de l'ordre de 76–92 % et 3,7–4,6 g h<sup>-1</sup> (étape 1), ou 23–36 % et 1–1,4 g h<sup>-1</sup> (étape 2), en fonction des acides gras utilisés comme donneurs d'acyles. Les rendements de synthèse globaux ont évolué de 20 à 33 % : le meilleur rendement a été obtenu en utilisant respectivement l'acide palmitique et l'acide laurique comme premier et second donneurs d'acyles. Associé à la vitesse de production importante également atteinte avec ces donneurs d'acyles, cela confirme que ce procédé en deux étapes présente un potentiel élevé pour la production à l'échelle industrielle de pseudo-céramides de type 1-*O*,3-*N*-diacyl 3-amino-1,2-propanediol diversément fonctionnalisés.

**Mots clés :** pseudo-céramide / bioprocédé continu / bioréacteur à lit fixe / lipase / échelle semi-pilote

\* Correspondence: [nicolas.bridiau@univ-lr.fr](mailto:nicolas.bridiau@univ-lr.fr)

## 1 Introduction

Ceramides are natural compounds derived from the *N*-acylation of sphingosine and are key intermediates in the biosynthesis of all complex sphingolipids. Due to their major role in preserving the water-retaining properties of the epidermis (Coderch *et al.*, 2003), ceramides and their analogs have a wide range of commercial applications, as active ingredients for the cosmetic industry, included in hair and skin care products, or for dermatological therapies: they are indeed effective in restoring the water content of dry skin and in relieving atopic eczema (Kerscher *et al.*, 1991). In addition, their potential antitumor, antiviral (Fillet *et al.*, 2003; Garg *et al.*, 2008) and antioxidant properties (Molina, 2008) make them components of interest for the pharmaceutical industry, which leads to a growing interest in the development and optimization of new processes for their synthesis. Ceramide synthesis is usually performed by acylation of the amino group of a sphingosine, a sphinganine or their derivatives. However, due to the high cost of these compounds, whose chemical synthesis is complex, other approaches have been developed to synthesize ceramide analogs, called pseudo-ceramides, by the selective acylation of multifunctional compounds such as amino-alcohols. All these compounds are presently synthesized by chemical procedures, which involve several drawbacks: the need of fastidious steps of alcohol group protection and deprotection for the control of selectivity, as well as high temperatures that may preclude the use of fragile molecules and may cause coloration of the end products; the coproduction of salts and the use of toxic solvents (dimethylformamide, methanol, etc.) (Cho *et al.*, 1995; Ha *et al.*, 2006; Philippe and Semeria, 1998; Smeets and Weber, 1997).

In order to overcome these disadvantages, teams, ours included, focused on developing enzymatic syntheses of pseudo-ceramides through immobilized lipase-catalyzed acylation or transacylation reactions carried out in organic solvents (Bakke *et al.*, 1998; Le Joubioux *et al.*, 2014; Smeets *et al.*, 1997). Indeed, using lipases (E.C.3.1.1.3) can be both selective and more eco-compatible (Haas *et al.*, 2011; Kapoor and Gupta, 2012; Nestl *et al.*, 2011; Sharma *et al.*, 2011), as acylation in organic media provides several advantages such as increasing the solubility of non-polar substrates like fatty acids, eliminating side reactions, making enzyme recovery easier and increasing enzyme thermostability (Doukyu and Ogino, 2010). Multifunctional substrates used for these reactions are amino-alcohols of variable carbon chain length (Fernández-Pérez and Otero, 2003; Furutani *et al.*, 1996; Gotor *et al.*, 1988; Le Joubioux *et al.*, 2013a; Syrén *et al.*, 2013; Torre *et al.*, 2006). In such reactions, it has been shown that the lipases used can catalyze the chemoselective acylation of these substrates in a highly efficient and chemoselective manner, which makes lipases ideal biocatalysts for the synthesis of pseudo-ceramide compounds. Furthermore, the use of continuous-flow technology involving packed-bed bioreactors has become in recent years an innovative, promising and attractive alternative for the highly selective production of pure chemical compounds, providing several advantages: control and automatic operating, reduced costs, significant enhancement in the productivity of the biocatalyst and improvement in quality

(less secondary products) and yield (Chang *et al.*, 2007; H-Kittikun *et al.*, 2008).

Starting from this overview, we previously developed an efficient process for the continuous enzymatic production of 1-*O*,3-*N*-diacyl 3-amino-1,2-propanediol-type pseudo-ceramides using a packed-bed bioreactor containing immobilized *Candida antarctica* lipase B (Novozym<sup>®</sup> 435) (Le Joubioux *et al.*, 2014). In order to control the chemoselectivity of the reaction, the process was divided into two steps (Scheme 1), for the optimization of the selective diacylation of 3-amino-1,2-propanediol **1** conducted in a *tert*-amyl alcohol/*n*-hexane mixture (50:50 v/v), starting from various fatty acids as acyl donors: lauric acid **2a**, myristic acid **2b**, stearic acid **2d** and linoleic acid **2e**.

During the first step, the *N*-acylation of 3-amino-1,2-propanediol **1**, the operational conditions of flow rate, quantity of biocatalyst and substrate concentration were optimized and an excellent synthesis yield of 92%, associated with a very good production rate of 987 mg h<sup>-1</sup> were obtained under the best operational conditions, notably involving the use of a 145 mm long stainless steel column with a 5 mm inner diameter packed with 875 mg of Novozym<sup>®</sup> 435 to constitute the catalytic bed. During the second step, consisting in the *O*-acylation of the *N*-acyl 3-amino-1,2-propanediol produced in the first step, we optimized the same operational conditions as in the first step, together with the substrate molar ratio. Under the best conditions identified, the desired pseudo-ceramide, *i.e.* 1-*O*-myristyl,3-*N*-stearyl 3-amino-1,2-propanediol **5d**, was produced at a satisfying yield of 54% and a production rate of 228 mg h<sup>-1</sup>.

Starting from these statements, we aimed in the present work at evaluating the possibility of scaling up our process to the semi-pilot scale, along with its application to the production of differently functionalized 1-*O*,3-*N*-diacyl 3-amino-1,2-propanediol-type pseudo-ceramides.

## 2 Material and methods

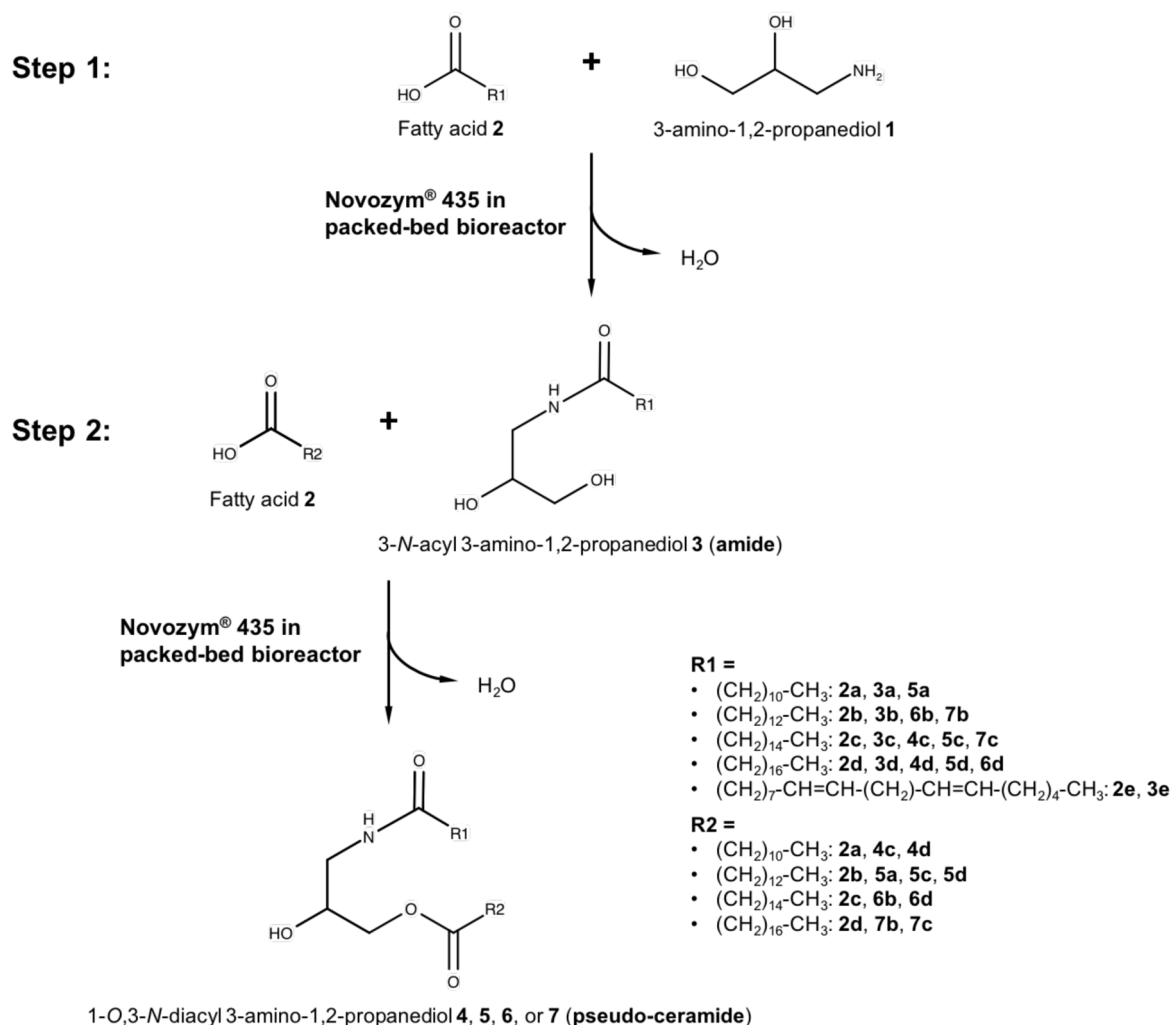
### 2.1 Enzymes and chemicals

Novozym<sup>®</sup> 435 (immobilized *C. antarctica* lipase B) was kindly provided by Novozymes A/S, Bagsvaerd, Denmark. (±)-3-amino-1,2-propanediol (97%), lauric acid (≥ 99%), palmitic acid (≥ 98%), stearic acid (95%), linoleic acid (≥ 99%) and *tert*-amyl alcohol (99%) were purchased from Sigma Aldrich (St Louis, USA) while myristic acid (≥ 98%) was purchased from Fluka (St Quentin-Fallavier, Switzerland). All chemicals were dried over molecular sieves. Pure water was obtained *via* a Milli-Q system (Millipore, France). Acetonitrile, methanol, ethanol, *n*-hexane and chloroform were purchased from Carlo Erba (Val-de-Reuil, France).

### 2.2 Continuous process using a packed-bed bioreactor system for the Novozym<sup>®</sup> 435-catalyzed synthesis of 1-*O*,3-*N*-diacyl 3-amino-1,2-propanediol-type pseudo-ceramides

#### 2.2.1 Packed-bed bioreactor system

The packed-bed bioreactor system used for the continuous two-step enzymatic synthesis of 1-*O*,3-*N*-diacyl 3-amino-1,2-propanediol-type pseudo-ceramides catalyzed by immobilized *C. antarctica* lipase B (Novozym<sup>®</sup> 435) was adapted from



**Scheme 1.** Two-step process for the selective enzymatic synthesis of 1-*O*,3-*N*-diacyl 3-amino-1,2-propanediol-type pseudo ceramides catalyzed by Novozym<sup>®</sup> 435 in a packed-bed bioreactor.

the one that we previously developed at the laboratory scale (Le Joubioux *et al.*, 2014). For each step, the reaction mixture (substrates and solvent) was first homogenized for 15 min at 55 °C while stirring at 250 rpm. A *tert*-amyl alcohol/*n*-hexane mixture (50:50 v/v) was chosen as the reaction solvent on the basis of previous work that demonstrated the capacity of these two solvents to promote the selective Novozym<sup>®</sup> 435-catalyzed synthesis of amide and amido-ester products starting from various amino-alcohols as substrates (Le Joubioux *et al.*, 2013b). The process was then started by percolating the reaction mixture by means of a peristaltic pump (Minipuls Evolution Peristaltic Pump from Gilson Inc., USA), into a stainless steel 1.5 cm long column with a 5 cm inner diameter, packed with Novozym<sup>®</sup> 435. Throughout the process, the reaction medium leaving the bioreactor was continuously pooled into a product container which, together with the column packed with Novozym<sup>®</sup> 435, was placed in a temperature-controlled chamber at 55 °C to promote the synthesis reaction and ensure the solubility of the acylated products. Each step was carried out until the substrate container was empty, indicating the end of the process. The concentration of the remaining substrates and

acylated products in the product container were then determined by LC/MS-ESI analysis.

### 2.2.2 First step: *N*-acylation of 3-amino-1,2-propanediol

In the first step, the reaction mixture contained 3-amino-1,2-propanediol **1**, a fatty acid (lauric acid **2a**, myristic acid **2b**, palmitic acid **2c**, stearic acid **2d** or linoleic acid **2e**), which was used as an acyl donor, and a *tert*-amyl alcohol/*n*-hexane mixture (50:50 v/v) used as the reaction solvent.

### 2.2.3 Liquid-liquid extraction of *N*-acyl 3-amino-1,2-propanediol products

In order to minimize potential secondary reactions during step 2, a liquid-liquid extraction procedure was performed between steps 1 and 2, after vacuum evaporation of the solvent used in step 1. This extraction was carried out in a separating funnel by adding the obtained dried powder into a water/ethanol/*n*-hexane mixture (25:25:50 v/v/v), at a concentration of 100 g L<sup>-1</sup>, prior to clog the top of the separating funnel and turn it several times, slowly. The mixture was then decanted for

two hours in order to create a three-phase partitioning involving: a *n*-hexane phase (above) containing the remaining fatty acids, a water/ethanol phase (below) containing the remaining amino-alcohols and an intermediate phase containing the amphiphilic compounds such as *N*-acyl 3-amino-1,2-propanediol. The intermediate phase was recovered and vacuum evaporated to eliminate the remaining solvents and thus obtain the dry *N*-acyl 3-amino-1,2-propanediol-type products. Using this method, we improved the purity of these products before proceeding to step 2. Thus, for all amides with saturated carbon chains, we obtain purities of 91% (**3a**), 92% (**3b**), 93% (**3c**) and 95% (**3d**), with improvements in the amide content of up to 9% for amide **2d**. Only the purity of amide **2e** (70%), exhibiting an unsaturated carbon chain, was shown to decrease by 6%: for this reason, this amide **2e** was not used as acyl acceptor in step 2.

#### 2.2.4 Second step: O-acylation of *N*-acyl 3-amino-1,2-propanediol products

In the second step, the reaction mixture contained the *N*-acyl 3-amino-1,2-propanediol (amide **3a**, **3b**, **3c** or **3d**) produced during the first step, a fatty acid (lauric acid **2a**, myristic acid **2b**, palmitic acid **2c** or stearic acid **2d**), which was used as an acyl donor, and a tert-amyl alcohol/*n*-hexane mixture (50:50 v/v) used as the reaction solvent.

### 2.3 Structural characterization and quantification of reaction products

To monitor the reactions, 500  $\mu$ l samples were taken from the product container when the continuous process was complete, after about 160 min of reaction. 500  $\mu$ l of a methanol/chloroform (50:50 v/v) were added to each sample in order to homogenize the reaction medium at room temperature. Structural and quantitative analyses of the reaction products (amides and pseudo-ceramides) were then conducted on these samples using a LC/MS-ES system from Agilent (1100 LC/MSD Trap mass spectrometer VL), according to the methodology from [Le Joubioux \*et al.\* \(2014\)](#). The amide products were also characterized by infrared (IR) spectroscopy after liquid-liquid extraction and drying. IR spectra were recorded from 400 to 4000  $\text{cm}^{-1}$  with a resolution of 4  $\text{cm}^{-1}$  using a 100 ATR spectrometer (Perkin-Elmer, United States).

#### 2.3.1 *N*-lauryl 3-amino-1,2-propanediol **3a**

$m/z$  (LR-ESI<sup>+</sup>) C<sub>15</sub>H<sub>32</sub>NO<sub>3</sub> (M + H<sup>+</sup>), found: 274.2, calculated for: 274.43. IR  $\nu_{\text{max}}$  (cm<sup>-1</sup>): 3307 (O-H, alcohol and N-H, amide), 2800–3000 (CH of lauryl chain), 1631 (C=O, amide), 1545 (N-H, amide).

#### 2.3.2 *N*-myristyl 3-amino-1,2-propanediol **3b**

$m/z$  (LR-ESI<sup>+</sup>) C<sub>17</sub>H<sub>36</sub>NO<sub>3</sub> (M + H<sup>+</sup>), found: 302.1, calculated for: 302.47. IR  $\nu_{\text{max}}$  (cm<sup>-1</sup>): 3298 (O-H, alcohol and N-H, amide), 2800–3000 (CH of myristyl chain), 1634 (C=O, amide), 1546 (N-H, amide).

#### 2.3.3 *N*-palmitoyl 3-amino-1,2-propanediol **3c**

$m/z$  (LR-ESI<sup>+</sup>) C<sub>21</sub>H<sub>42</sub>NO<sub>3</sub> (M + H<sup>+</sup>), found: 330.3, calculated for: 330.53. IR  $\nu_{\text{max}}$  (cm<sup>-1</sup>): 3312 (O-H, alcohol

and N-H, amide), 2800–3000 (CH of palmitoyl chain), 1633 (C=O, amide), 1544 (N-H, amide).

#### 2.3.4 *N*-stearyl 3-amino-1,2-propanediol **3d**

$m/z$  (LR-ESI<sup>+</sup>) C<sub>21</sub>H<sub>44</sub>NO<sub>3</sub> (M + H<sup>+</sup>), found: 358.2, calculated for: 358.58. IR  $\nu_{\text{max}}$  (cm<sup>-1</sup>): 3312 (O-H, alcohol and N-H, amide), 2800–3000 (CH of stearyl chain), 1633 (C=O, amide), 1544 (N-H, amide).

#### 2.3.5 *N*-linoleyl 3-amino-1,2-propanediol **3e**

$m/z$  (LR-ESI<sup>+</sup>) C<sub>21</sub>H<sub>40</sub>NO<sub>3</sub> (M + H<sup>+</sup>), found: 354.1, calculated for: 354.56. IR  $\nu_{\text{max}}$  (cm<sup>-1</sup>): 3303 (O-H, alcohol and N-H, amide), 2800–3000 (CH of linoleyl chain), 1634 (C=O, amide), 1548 (N-H, amide).

#### 2.3.6 1-*O*-lauryl,3-*N*-palmitoyl 3-amino-1,2-propanediol **4c**

$m/z$  (LR-ESI<sup>+</sup>) C<sub>31</sub>H<sub>62</sub>NO<sub>4</sub>Na (M + Na<sup>+</sup>), found: 534.4, calculated for: 534.82.

#### 2.3.7 1-*O*-lauryl,3-*N*-stearyl 3-amino-1,2-propanediol **4d**

$m/z$  (LR-ESI<sup>+</sup>) C<sub>33</sub>H<sub>66</sub>NO<sub>4</sub>Na (M + Na<sup>+</sup>), found: 562.5, calculated for: 562.88.

#### 2.3.8 1-*O*-myristyl,3-*N*-lauryl 3-amino-1,2-propanediol **5a**

$m/z$  (LR-ESI<sup>+</sup>) C<sub>29</sub>H<sub>58</sub>NO<sub>4</sub>Na (M + Na<sup>+</sup>), found: 506.4, calculated for: 506.77.

#### 2.3.9 1-*O*-myristyl,3-*N*-palmitoyl 3-amino-1,2-propanediol **5c**

$m/z$  (LR-ESI<sup>+</sup>) C<sub>33</sub>H<sub>66</sub>NO<sub>4</sub>Na (M + Na<sup>+</sup>), found: 562.5, calculated for: 562.87.

#### 2.3.10 1-*O*-myristyl,3-*N*-stearyl 3-amino-1,2-propanediol **5d**

$m/z$  (LR-ESI<sup>+</sup>) C<sub>35</sub>H<sub>70</sub>NO<sub>4</sub>Na (M + Na<sup>+</sup>), found: 590.2, calculated for: 590.94.

#### 2.3.11 1-*O*-palmitoyl,3-*N*-myristyl 3-amino-1,2-propanediol **6b**

$m/z$  (LR-ESI<sup>+</sup>) C<sub>33</sub>H<sub>66</sub>NO<sub>4</sub>Na (M + Na<sup>+</sup>), found: 562.5, calculated for: 562.87.

#### 2.3.12 1-*O*-palmitoyl,3-*N*-stearyl 3-amino-1,2-propanediol **6d**

$m/z$  (LR-ESI<sup>+</sup>) C<sub>37</sub>H<sub>74</sub>NO<sub>4</sub>Na (M + Na<sup>+</sup>), found: 618.5, calculated for: 618.98.

#### 2.3.13 1-*O*-stearyl,3-*N*-myristyl 3-amino-1,2-propanediol **7b**

$m/z$  (LR-ESI<sup>+</sup>) C<sub>35</sub>H<sub>70</sub>NO<sub>4</sub>Na (M + Na<sup>+</sup>), found: 590.2, calculated for: 590.94.

#### 2.3.14 1-*O*-stearyl,3-*N*-palmitoyl 3-amino-1,2-propanediol **7c**

$m/z$  (LR-ESI<sup>+</sup>) C<sub>37</sub>H<sub>74</sub>NO<sub>4</sub>Na (M + Na<sup>+</sup>), found: 618.5, calculated for: 618.98.

**Table 1.** Comparison of efficiency between the laboratory and semi-pilot scales of the continuous packed-bed bioreactor system.

Bioreactor scale	Step	Operational parameters					Yield (%)	Production rate (g h <sup>-1</sup> )	
		Flow rate (ml min <sup>-1</sup> )	Residence time (min)	Biocatalyst amount (g)	[Fatty acid <sup>b</sup> ] (mM)	[Acyl acceptor <sup>c</sup> ] (mM)			Packed-bed (diameter/length, cm)
Laboratory <sup>a</sup>	1	0.5	5.7	0.875	100	100	14.5/0.5	92	0.99
	2	0.25	11.4		150	50		54	0.23
Semi-pilot	1	2.5	11.6	10	100	100	1.5/5	86	4.60
	2				150	50		25	1.10

<sup>a</sup> From Le Joubioux *et al.* (2014).

<sup>b</sup> Stearic acid **2d** in step 1 and myristic acid **2b** in step 2.

<sup>c</sup> 3-amino-1,2-propanediol **1** in step 1 and *N*-stearyl 3-amino-1,2-propanediol **3d** in step 2.

### 3 Results and discussion

The continuous enzymatic synthesis of 1-*O*,3-*N*-diacyl 3-amino-1,2-propanediol-type pseudo-ceramides catalyzed by immobilized *C. antarctica* lipase B (Novozym® 435) was conducted in a semi-pilot scaled-up packed-bed bioreactor system (Scheme 1) in two steps, according to the process previously developed at the laboratory scale (Le Joubioux *et al.*, 2014). The operating conditions applied were very similar from those optimized at this scale, except that a stainless steel 1.5 cm long column with a 5 cm inner diameter, packed with Novozym® 435, was used, giving a biocatalyst amount of 10 g, more than 10-fold higher (Tab. 1). Taking into account this fact, we chose to maintain the residence time optimized for the second step, close to 11.5 min, and increased the flow rate by a factor 10, reaching 2.5 ml min<sup>-1</sup>. Besides, various fatty acids were tested as acyl donors: lauric acid **2a** (C12:0), myristic acid **2b** (C14:0), palmitic acid **2c** (C16:0), stearic acid **2d** (C18:0) and linoleic acid **2e** (C18:2). Natural ceramides are mostly composed of long-chain saturated fatty acids. C18:0 fatty acids are indeed one of the most abundant fatty acids incorporated in the natural ceramides located in the outer layer of the skin, namely the *stratum corneum* (Bijani, 2010; Schnaar *et al.*, 2009; Wertz *et al.*, 1985). This is one of the reasons why our previous studies aimed at synthesizing pseudo-ceramides composed of long-chain saturated fatty acids, *e.g.* stearic acid **2d** (C18:0) and myristic acid **2b** (C14:0). However, the present study had also for purpose to evaluate the feasibility of producing differently functionalized pseudo-ceramides, involving fatty acids of shorter chain, such as lauric acid **2a** (C12:0), or unsaturated fatty acids, such as linoleic acid **2e** (C18:2).

Prior to test all these acyl donors, we decided to carry out the first semi-pilot scale production using the acyl donors involved in our previous study, *i.e.* stearic acid **2d** in step 1 and myristic acid **2b** in step 2, to evaluate the impact of the scale-up on the efficiency of the process (Tab. 1).

During the first step, the chemoselective *N*-acylation of 3-amino-1,2-propanediol **1**, the synthesis yield was almost maintained, slightly decreasing from 92% at the laboratory scale to 86% at the semi-pilot scale. More interestingly, the production rate of amide **3d** (*N*-stearyl 3-amino-1,2-propanediol) was strongly enhanced, by a factor 4.5, reaching 4.6 g h<sup>-1</sup>. During the second step, consisting in the *O*-acylation of *N*-stearyl 3-amino-1,2-propanediol produced in the first step, the expected

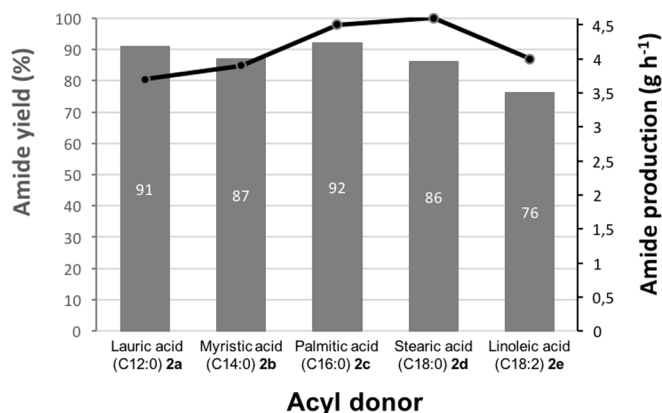
pseudo-ceramide, *i.e.* 1-*O*-myristyl,3-*N*-stearyl 3-amino-1,2-propanediol **5d**, was produced. Nevertheless, the semi-pilot scale-up of the continuous packed-bed bioreactor system was obviously less efficient regarding the synthesis yield of this product, close to 25%, whereas it reached 54% at the laboratory scale. However, despite this decrease in synthesis yield, the process was still satisfying in terms of production rate of this pseudo-ceramide, which was of 1.10 g h<sup>-1</sup>. This result was all the more attractive since we previously demonstrated that immobilized *C. antarctica* lipase B (Novozym® 435) was very stable under these operating conditions, showing absolutely no loss of activity even after 22 days of catalysis during step 1 (Le Joubioux *et al.*, 2014). This indicates that the present semi-pilot scaled-up continuous packed-bed bioreactor system would allow to produce about 581 g of pseudo-ceramide **5d** during the same period of time.

Starting from this encouraging result, we applied the semi-pilot scaled-up continuous packed-bed bioreactor system to the production of differently functionalized pseudo-ceramides, using the same operating conditions with various fatty acids as acyl donors, for both steps 1 and 2 (Figs. 1 and 2). The first step of *N*-acylation of 3-amino-1,2-propane-2-ol **1** was very efficient, whatever the fatty acid used as an acyl donor (Fig. 1). Indeed, the synthesis yields in amide were very similar and close to 90% for the four reactions involving saturated fatty acids. The *N*-acylation reaction using linoleic acid **2e** was less interesting, giving 76% amide yield. The production rates were also similar, ranging from 3.7 g h<sup>-1</sup> with lauric acid **2a** to 4.5 g h<sup>-1</sup> with stearic acid **2d**.

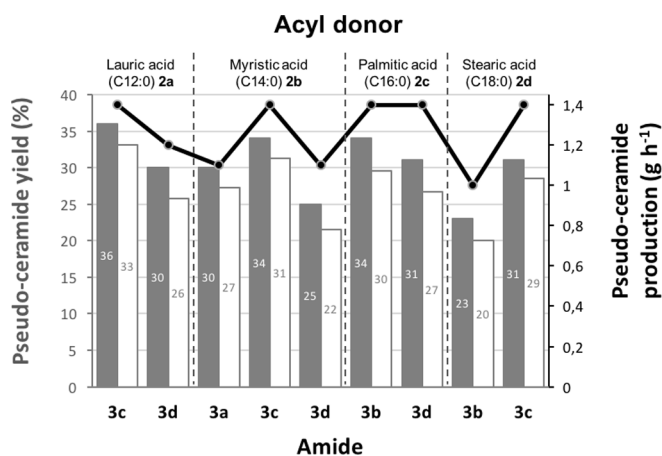
These results are of great interest because they both highlight the feasibility of adapting the process to many fatty acids as acyl donors, giving access to differently functionalized pseudo-ceramides, and allow to envisage further pilot or industrial scale-up of the process without a loss in efficiency during this step.

In step 2, the 1-*O*,3-*N*-diacyl 3-amino-1,2-propanediol-type pseudo-ceramides were then produced from the selective *O*-acylation of the *N*-acyl 3-amino-1,2-propanediol (amide) synthesized in step 1 (Fig. 2), starting from the four saturated fatty acids already used as acyl donors in step 1.

Neither amide **3e** nor linoleic acid **2e** were tested as acyl acceptor and donor, respectively, owing to the low purity of the former (70% after liquid-liquid extraction and drying), and the low amide yield obtained with the latter during step 1. As expected regarding the results previously obtained at the



**Fig. 1.** Effect of the nature of the fatty acid used as an acyl donor on the synthesis yield (histogram) and production rate (●) of the *N*-acyl 3-amino-1,2-propanediol (amide) produced in step 1, using 3-amino-1,2-propanediol **1** as the acyl acceptor and various fatty acids as acyl donors.



**Fig. 2.** Effect of the nature of the fatty acid used as an acyl donor on the synthesis yield (grey histogram), the overall synthesis yield (blank histogram) and the production rate (●) of the 1-*O*,3-*N*-diacyl 3-amino-1,2-propanediol (pseudo-ceramide) produced in step 2, using various amides synthesized in step 1 as acyl acceptors and various fatty acids as acyl donors.

laboratory scale (Le Joubioux *et al.*, 2014), *C. antarctica* lipase B was capable of catalyzing the regioselective acylation of the alcohol **1** of all tested amides, no matter what saturated fatty acid was used as an acyl donor (Scheme 1). Moreover, both the synthesis yields in pseudo-ceramides and their production rates were very similar, as already observed in step 1, ranging within 23–36% and 1–1.4 g h<sup>-1</sup>, respectively. This emphasizes the fact that step 2 is the limiting step of the process, as confirmed by the overall yields obtained, which were just slightly lower than the pseudo-ceramide yields. These results are also in line with the previous ones we had when we explored the operating conditions of the process for the production of 1-*O*-myristyl,3-*N*-stearyl 3-amino-1,2-propanediol **5d** in particular, at the laboratory scale (Le Joubioux *et al.*, 2014): the best yield obtained at this scale was indeed of 54%

under optimized conditions (Tab. 1). This difference most likely comes from the reactor design, which involved in the present study a column with a length-to-diameter ratio of about 0.3 whereas the optimal range was demonstrated to be within 12.5–29, to minimize external mass transfer limitation (Le Joubioux *et al.*, 2014). This means that further development of our continuous process including its pilot scale-up would necessarily need to take this optimal design into account, by increasing only the length of the column used to reach this optimal length-to-diameter ratio, in order to maintain the optimum yield of step 2 obtained at the laboratory scale.

## 4 Conclusion

In this work, the production of 1-*O*,3-*N*-diacyl 3-amino-1,2-propanediol-type pseudo-ceramides was developed at the semi-pilot scale, starting from a two-step continuous enzymatic process with immobilized *C. antarctica* lipase B (Novozym 435) in a packed-bed bioreactor, previously optimized at the laboratory scale (Le Joubioux *et al.*, 2014). Under partially optimized operating conditions, high synthesis yields and production rates were obtained, within the ranges 76–92% and 3.7–4.6 g h<sup>-1</sup> (step 1 of chemoselective *N*-acylation), or 23–36% and 1–1.4 g h<sup>-1</sup> (step 2 of regioselective *O*-acylation), respectively, depending on the fatty acids used as acyl donors. The overall synthesis yields varied from 20 to 33%: the best yield was obtained using palmitic acid and lauric acid as first and second acyl donors, respectively. Together with the high production rates also obtained with these acyl donors, this confirms that this two-step process has great potential for the production of differently functionalized 1-*O*,3-*N*-diacyl 3-amino-1,2-propanediol-type pseudo-ceramides on an industrial scale. This assumption is indeed strengthened by the fact that the productivity of pseudo-ceramide synthesis for this process was approximately improved by a factor 6, compared to the previous laboratory scale process.

**Acknowledgments.** This study was supported by the Centre national de la recherche scientifique and the French National Research Agency (ANR) through the EXPENANTIO project (CP2P program: chimie et procédés pour le développement durable).

## References

- Bakke M, Takizawa M, Sugai T, Ohta H. 1998. Lipase-catalyzed enantiomeric resolution of ceramides. *J Org Chem* 63: 6929–6938.
- Bijani C. 2010. Les lipoamino-acides : des vecteurs d'absorption pour l'administration transmembranaire de biomolécules. PhD Thesis.
- Chang SW, Shaw JF, Yang CK, Shieh CJ. 2007. Optimal continuous biosynthesis of hexyl laurate by a packed bed bioreactor. *Process Biochem* 42: 1362–1366.
- Cho SH, Frew LJ, Chandar P, Madison SA. 1995. Synthetic ceramides and their use in cosmetic compositions. US patent 5476671 A.
- Coderch L, López O, De la Maza A, Parra JL. 2003. Ceramides and skin function. *Am J Clin Dermatol* 4: 107–129.
- Doukyu N, Ogino N. 2010. Organic solvent-tolerant enzymes. *Biochem Eng J* 48: 270–282.

- Fernández-Pérez M, Otero C. 2003. Selective enzymatic synthesis of amide surfactants from diethanolamine. *Enzyme Microb Technol* 33: 650–660.
- Fillet M, Bentires-Alj M, Deregowski V, *et al.* 2003. Mechanisms involved in exogenous C2- and C6-ceramide-induced cancer cell toxicity. *Biochem Pharmacol* 65: 1633–1642.
- Furutani T, Furui M, Ooshima H, Kato J. 1996. N-acylation of amino-alcohol by acyl migrations following enzyme catalyzed esterification. *Enzyme Microb Technol* 19: 578–584.
- Garg H, Francella N, Tony KA, *et al.* 2008. Glycoside analogs of beta-galactosylceramide, a novel class of small molecule antiviral agents that inhibit HIV-1 entry. *Antiviral Res* 80: 54–61.
- Gotor V, Brieva R, Rebolledo F. 1988. Enantioselective acylation of amino-alcohols by porcine pancreatic lipase. *J Chem Soc Chem Commun* (14): 957–958.
- H-Kittikun A, Kaewthong W, Cheirsilp B. 2008. Continuous production of monoacylglycerols from palm olein in packed-bed reactor with immobilized lipase PS. *Biochem Eng J* 40: 116–120.
- Ha HJ, Hong MC, Ko SW, Kim YW, Lee WK, Park J. 2006. Synthesis of constrained ceramide analogs and their potent antileukemic activities. *Bioorg Med Chem Lett* 16: 1880–1883.
- Haas MJ, Fox PS, Foglia TA. 2011. Lipase-catalyzed synthesis of partial acylglycerols of acetoacetate. *Eur J Lipid Sci Technol* 113: 168–179.
- Kapoor M, Gupta MN. 2012. Lipase promiscuity and its biochemical applications. *Process Biochem* 47: 555–569.
- Kerscher M, Korting HC, Schäfer-Korting M. 1991. Skin ceramides: structure and function. *Eur J Dermatol* 1: 39–43.
- Le Joubioux F, Bridiau N, Ben Henda Y, Achour O, Graber M, Maugard T. 2013a. The effect of substrate structure on the chemoselectivity of *Candida antarctica* lipase B-catalyzed acylation of amino-alcohols. *J Mol Catal B Enzym* 85–86: 193–199.
- Le Joubioux F, Bridiau N, Ben Henda Y, Achour O, Graber M, Maugard T. 2013b. The control of Novozym® 435 chemoselectivity and specificity by the solvents in acylation reactions of amino-alcohols. *J Mol Catal B Enzym* 95: 99–110.
- Le Joubioux F, Bridiau N, Sanekli M, Graber M, Maugard T. 2014. Continuous lipase-catalyzed production of pseudo-ceramides in a packed-bed bioreactor. *J Mol Catal B Enzym* 109: 143–153.
- Molina JF. 2008. Omega ceramide technology. An active molecule stabilization and transportation system to preserve and strengthen the integrity of the skin. *Househ Pers Care Today* 2: 12–15.
- Nestl BM, Nebel BA, Hauer B. 2011. Recent progress in industrial biocatalysis. *Curr Opin Chem Biol* 15: 187–193.
- Philippe M, Semeria D. 1998. Process for the preparation of ceramide compounds. European patent 0884305 A1.
- Schnaar R, Suzuki A, Stanley P. 2009. Glycosphingolipids. In Varki A, Cummings RD, Esko JD, Freeze HH, Stanley P, Bertozzi CR, Hart GW, Etzler ME, eds. *Essentials of glycobiology*, 2nd ed. New York (USA): Cold Spring Harbor Laboratory Press, 129–142.
- Sharma D, Sharma B, Shukla AK. 2011. Biotechnological approach of microbial lipase: a review. *Biotechnology* 10: 23–40.
- Smeets JWH, Weber PG. 1997. Selective N-acylation of amino-alcohols. US patent 5631356 A.
- Smeets JWH, De Pater RM, Lambers JWJ. 1997. Enzymatic synthesis of ceramides and hybrid ceramides. US patent 5610040 A.
- Syrén P-O, Le Joubioux F, Ben Henda Y, Maugard T, Hult K, Graber M. 2013. Proton shuttle mechanism in the transition state of lipase-catalyzed N-acylation of amino-alcohols. *ChemCatChem* 5: 1842–1853.
- Torre O, Gotor-Fernández V, Gotor V. 2006. Lipase-catalyzed resolution of chiral 1,3-amino-alcohols: application in the asymmetric synthesis of (S)-dapoxetine. *Tetrahedron Asymmetry* 17: 860–866.
- Wertz PW, Miethke MC, Long SA, Strauss JS, Downing DT. 1985. The composition of the ceramides from human stratum corneum and from comedones. *J Invest Dermatol* 5: 410–412.

**Cite this article as:** Le Joubioux F, Bridiau N, Graber M, Maugard T. 2017. Semi-pilot scale-up of a continuous packed-bed bioreactor system developed for the lipase-catalyzed production of pseudo-ceramides. *OCL* 24(4): D406.