



Charge separation in organic solar cells: Effects of Coulomb interaction, recombination and hole propagation

Tahereh Nemataram, Asghar Asgari, Didier Mayou

► To cite this version:

Tahereh Nemataram, Asghar Asgari, Didier Mayou. Charge separation in organic solar cells: Effects of Coulomb interaction, recombination and hole propagation. EPL - Europhysics Letters, 2016, 115 (1), pp.18003. 10.1209/0295-5075/115/18003 . hal-01620579

HAL Id: hal-01620579

<https://hal.science/hal-01620579>

Submitted on 20 Oct 2017

HAL is a multi-disciplinary open access archive for the deposit and dissemination of scientific research documents, whether they are published or not. The documents may come from teaching and research institutions in France or abroad, or from public or private research centers.

L'archive ouverte pluridisciplinaire **HAL**, est destinée au dépôt et à la diffusion de documents scientifiques de niveau recherche, publiés ou non, émanant des établissements d'enseignement et de recherche français ou étrangers, des laboratoires publics ou privés.



A LETTERS JOURNAL EXPLORING
THE FRONTIERS OF PHYSICS

OFFPRINT

Charge separation in organic solar cells: Effects of Coulomb interaction, recombination and hole propagation

TAHEREH NEMATI ARAM, ASGHAR ASGARI and DIDIER MAYOU

EPL, **115** (2016) 18003

Please visit the website
www.epljournal.org

Note that the author(s) has the following rights:

- immediately after publication, to use all or part of the article without revision or modification, **including the EPLA-formatted version**, for personal compilations and use only;
- no sooner than 12 months from the date of first publication, to include the accepted manuscript (all or part), **but not the EPLA-formatted version**, on institute repositories or third-party websites provided a link to the online EPL abstract or EPL homepage is included.

For complete copyright details see: <https://authors.eplletters.net/documents/copyright.pdf>.



epl

A LETTERS JOURNAL EXPLORING
THE FRONTIERS OF PHYSICS

AN INVITATION TO SUBMIT YOUR WORK

epljournal.org

The Editorial Board invites you to submit your letters to EPL

EPL is a leading international journal publishing original, innovative Letters in all areas of physics, ranging from condensed matter topics and interdisciplinary research to astrophysics, geophysics, plasma and fusion sciences, including those with application potential.

The high profile of the journal combined with the excellent scientific quality of the articles ensures that EPL is an essential resource for its worldwide audience. EPL offers authors global visibility and a great opportunity to share their work with others across the whole of the physics community.

Run by active scientists, for scientists

EPL is reviewed by scientists for scientists, to serve and support the international scientific community. The Editorial Board is a team of active research scientists with an expert understanding of the needs of both authors and researchers.



epljournal.org

OVER

568,000

full text downloads in 2015

18 DAYS

average accept to online
publication in 2015

20,300

citations in 2015

*"We greatly appreciate
the efficient, professional
and rapid processing of
our paper by your team."*

Cong Lin
Shanghai University

Six good reasons to publish with EPL

We want to work with you to gain recognition for your research through worldwide visibility and high citations. As an EPL author, you will benefit from:

- 1 Quality** – The 60+ Co-editors, who are experts in their field, oversee the entire peer-review process, from selection of the referees to making all final acceptance decisions.
- 2 Convenience** – Easy to access compilations of recent articles in specific narrow fields available on the website.
- 3 Speed of processing** – We aim to provide you with a quick and efficient service; the median time from submission to online publication is under 100 days.
- 4 High visibility** – Strong promotion and visibility through material available at over 300 events annually, distributed via e-mail, and targeted mailshot newsletters.
- 5 International reach** – Over 3200 institutions have access to EPL, enabling your work to be read by your peers in 100 countries.
- 6 Open access** – Articles are offered open access for a one-off author payment; green open access on all others with a 12-month embargo.

Details on preparing, submitting and tracking the progress of your manuscript from submission to acceptance are available on the EPL submission website epletters.net.

If you would like further information about our author service or EPL in general, please visit epljournal.org or e-mail us at info@epljournal.org.

EPL is published in partnership with:



European Physical Society



Società Italiana di Fisica



EDP sciences

IOP Publishing

IOP Publishing

Charge separation in organic solar cells: Effects of Coulomb interaction, recombination and hole propagation

TAHEREH NEMATI ARAM^{1,2}, ASGHAR ASGARI^{1,3} and DIDIER MAYOU^{2(a)}

¹ *Research Institute for Applied Physics and Astronomy, University of Tabriz - 51666-14766 Tabriz, Iran*

² *Institut NÉEL, CNRS and Université Grenoble Alpes - F-38042 Grenoble, France*

³ *School of Electrical, Electronic and Computer Engineering, The University of Western Australia WA 6009 Crawley, Australia*

received 17 December 2015; accepted in final form 20 July 2016

published online 10 August 2016

PACS 88.40.fc – Modeling and analysis

PACS 81.05.Fb – Organic semiconductors

PACS 88.40.H- – Solar cells (photovoltaics)

Abstract – Bulk heterojunction (BHJ) organic photovoltaic cells are analysed within a simple efficient model that includes the important physical properties of such photovoltaic systems. In this model, in contrast with most of the previous studies, we take into account the motion of both the electron and the hole in the separation process at the donor-acceptor interface. We theoretically examine the exciton dissociation yield under the influences of charge Coulomb interaction and non-radiative recombination. We find that the electron-hole local Coulomb attraction and charge carriers' coupling parameters play an important role in the system performance and in the optimal energy conversion efficiency of the BHJ photocell. We show that the fixed-hole models tend to underestimate the yield.

Copyright © EPLA, 2016

Introduction. – Organic photovoltaics (OPVs) [1–12] are currently a focus of intense interests because of their potential advantages, such as flexibility, low material cost, and processability [13–16]. One interesting class of OPVs is the bulk heterojunction (BHJ) cells, where the donor and acceptor zones are mixed [17–26]. In the BHJ solar cells, an absorbed photon creates a bound electron-hole pair, the so-called exciton, which migrates at the interface. After the exciton arrival at the interface and ignoring the trapping and de-trapping of charge carriers, there are two main possibilities: i) The first one is that the exciton dissociates at the donor-acceptor (D-A) interface and separated charge carriers leave the interface, then by moving along a set of acceptor and donor sites arrive at the electrodes. ii) In the second scenario the short-range and long-range Coulomb interactions between the charge carriers are strong enough, such that the charge carriers remain bound at the D-A interface [27,28]. In this second scenario, charge carriers may ultimately undergo a recombination that reduces the photovoltaic yield.

In order to investigate and subsequently improve the charge separation yield in the BHJ photocells, the material

design is one important aspect. Besides, focusing on the device physics by developing models that capture the physical mechanism involved in the cell is another efficient way to improve the energy conversion yield [29–31]. In this study, we develop a simple efficient model to analyse the performance of the BHJ organic photocells. We try to pedagogically explain the main aspects of the model and use it to calculate the charge separation yield in a BHJ photocell. The yield of exciton dissociation can be treated based on this formalism by considering the effects of electron-hole interaction and non-radiative recombination. Of specific interest of this model is that both charge carriers (*i.e.*, the electron and the hole) are considered mobile whereas in most of the studies [29,31,32], the hole is studied as a fixed carrier. We take into account the effect of electron-hole interaction either local (*i.e.*, just at the interface) or non-local when electron and hole penetrate in the acceptor and donor zones, respectively. We also consider the possibility of non-radiative recombination processes at the interface.

The formalism developed in this paper can be compared to the model used in ref. [29]. However, among the interesting characteristics of the theoretical model developed in this manuscript is that the exciton creation, dissociation

^(a)E-mail: didier.mayou@neel.cnrs.fr

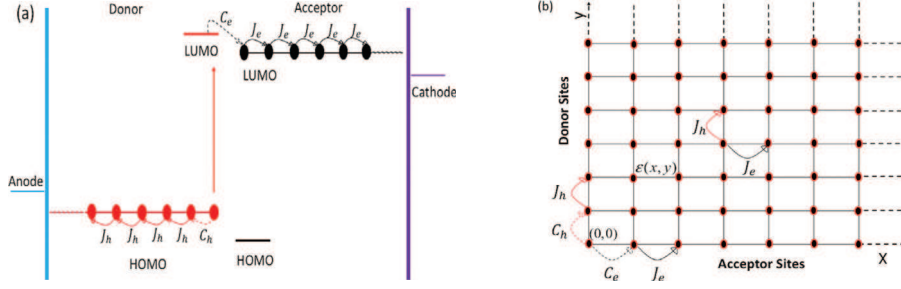


Fig. 1: (Colour online) (a) Schematic representation of a donor-acceptor system. Charge evacuation leads are considered as semi-infinite chains. Here, J_e and J_h are the coupling energies between two adjacent sites in the electron and hole chains, respectively. Also, C_e and C_h show the first coupling energies to the charge evacuation chains. (b) The square lattice representation with one state at each point (x, y) of the lattice. The coordinates x and y of a given state of the square lattice represent the positions of the electron and the hole in their respective chains. The point $(0, 0)$ corresponds to the state in which the electron and the hole are in the LUMO and HOMO orbitals at the interface. $\varepsilon(x, y)$ is the onsite energy of each site of the square lattice. The hopping integrals are along the binds of the square lattice and are given by the hopping integrals of electrons (respectively, holes) for the horizontal (respectively, vertical) jump.

and subsequent effects on charge separation yield are discussed in the energy domain. Hence, the formalism provides useful spectral information in particular about the existence or absence of localized states which are at the heart of the exciton dissociation process. Therefore, one can discuss about the weight of excitonic states and charge separation yield and their dependence on the cell parameters. We discuss how the local and non-local interaction strength, recombination rate and coupling energies can affect the charge separation yield in the BHJ photocell. We find that the local Coulomb interaction strength and the charge coupling energies play an important role in the charge separation process.

Theoretical model. – The basic idea of our methodology is shown through fig. 1(a). As can be seen, the full system includes two semi-infinite chains of acceptor (A) and donor (D) sites. For both chains, the initial sites correspond to the interface, and the rest represent the electron or hole evacuation leads. All the A and D molecules have been taken as a single level energy, corresponding to the LUMO and HOMO, respectively. For a more precise model, results obtained based on the *ab initio* calculations should be used. In this model, the first coupling energies to the charge evacuation chains are denoted by C_e and C_h . The hopping matrix element inside each evacuation channel is considered uniform (*i.e.*, independent of the electron-hole positions) and denoted by J_e and J_h . The onsite energies are $\varepsilon_e(x)$ for the electron at position (x) and $\varepsilon_h(y)$ for the hole at position (y) . The local and non-local Coulomb interaction can be taken into consideration. The interaction energy $I(x, y)$ between the electron at position (x) and the hole at position (y) is modeled by

$$I(x, y) = \begin{cases} U, & \text{if } x = 0 \text{ and } y = 0, \\ \frac{V}{(x + y)}, & \text{if } x \neq 0 \text{ or } y \neq 0. \end{cases} \quad (1)$$

$I(x, y)$ is an attractive Coulomb interaction and therefore U and V have negative values.

The Hilbert space of such a structure can be mapped onto a square lattice where x (y) represents the position of the electron (hole) at the interface or in their respective chains (fig. 1(b)).

A state of the square with positions (x, y) therefore represents the state where the electron is at position (x) and the hole is at position (y) in their respective chains. Consequently, the effective Hamiltonian of the system is of the tight-binding type [33] additionally including an electron-hole interaction term

$$H = \sum_i \varepsilon_i |i\rangle \langle i| + \sum_{i,j} J_{ij} |i\rangle \langle j|. \quad (2)$$

In the above equation, the first term represents the total onsite energy of each basis state and the second term is the coupling energy between two different basis states on the square lattice. The onsite energy is defined as a sum of the electron onsite energy, of the hole onsite energy and of the Coulomb interaction energy between them:

$$\varepsilon(x, y) = \varepsilon_e(x) + \varepsilon_h(y) + I(x, y). \quad (3)$$

Finally we consider the possibility of electron-hole local recombination, *i.e.*, when they are both on the site $(0, 0)$. This is represented by adding an imaginary component $-i\Gamma/2$ to the onsite energy of site $(0, 0)$.

In the present study, we suppose that by absorption of a photon one exciton is created in the donor side of the cell at one negative time, and then it diffuses up to the interface. This exciton arrives on site $(0, 0)$ at time $t = 0$ and our aim is to evaluate the total charge injected in each contact due to the exciton dissociation after a sufficiently large time. We note Y the yield, *i.e.*, the proportion of the electron-hole pair which gives rise to the photovoltaic current. In the absence of recombination we expect that the yield Y is related to the probability P that the excitonic state $(0, 0)$ is in a localized state. Therefore

$$Y = 1 - P. \quad (4)$$

From this point of view, it is clear that the yield is intimately related to the spectral properties of the electron-hole Hamiltonian (H), *i.e.*, H defined on the square lattice. More generally, we shall consider quantities such as Q :

$$Q = \int_0^\infty dt \langle \psi(t) | \hat{A} | \psi(t) \rangle \quad (5)$$

and

$$|\psi(t)\rangle = U(t) |\psi\rangle, \quad U(t) = e^{-iHt/\hbar}, \quad (6)$$

where $|\psi\rangle$ is any wave function and $U(t)$ is the time evolution operator.

In the present study we consider \hat{A} as an operator which measures the current along a bind so that Q is the total charge (in units of the electron charge) passing through a given bind during the process of exciton dissociation or recombination. Introducing the total electron number Q_e or hole number Q_h injected in the contacts we obtain

$$Y = Q_e = Q_h. \quad (7)$$

In order to compute or analysis the behaviour of Q we use a general relation, which relates the integrals of an operator in time and energy domains:

$$\int_0^\infty dt \langle \psi(t) | \hat{A} | \psi(t) \rangle = \frac{\hbar}{2\pi} \int_{-\infty}^{+\infty} dz \langle \tilde{\psi}(z) | \hat{A} | \tilde{\psi}(z) \rangle, \quad (8)$$

$$|\psi(z)\rangle = G(z) |\psi\rangle; \quad G(z) = \frac{1}{z - H}. \quad (9)$$

Here $z = E + i\varepsilon$ is a complex energy with an infinitesimal positive imaginary part ε and $G(z)$ is the so-called resolvent. In the following a central quantity will be

$$G_{00}(z) = \langle 0, 0 | \frac{1}{z - H} | 0, 0 \rangle, \quad (10)$$

which is a diagonal element of the resolvent (or Green's function $G(z)$) on the site $(0, 0)$. $G_{00}(z)$ can be written as follows:

$$G_{00}(z) = \frac{1}{z - \varepsilon(0, 0) + i\frac{\Gamma}{2} - \Sigma_0(z)}, \quad (11)$$

where, $\Sigma_0(z)$ is the self-energy that can be computed based on the recursion method [34–38], $\varepsilon(0, 0)$ is the onsite energy of the site $(0, 0)$ and Γ represents the rate of non-radiative recombination process of the electron-hole on site $(0, 0)$. The local DOS for electron and hole pair is

$$n(E) = -\frac{1}{\pi} \text{Im} G_{00}(z) = \frac{1}{\pi} |G_{00}(z)|^2 \left(\frac{\Gamma}{2} - \text{Im} \Sigma_0(z) \right). \quad (12)$$

Later in this paper, we analyse the local DOS $n(E)$ under different conditions. The characteristic behaviour of $n(E)$ provides essential information about the existence of

energy continuum and excitonic states. We define a flux of the recombination $\phi_{REC}(z)$ and similarly a flux of the electron-hole pairs (Current flux) $\phi_{CUR}(z)$:

$$\phi_{REC}(z) = \langle 0, 0 | G^+(z) \hat{A} G(z) | 0, 0 \rangle = |G_{0,0}(z)|^2 \frac{\Gamma}{\hbar}, \quad (13)$$

$$\phi_{CUR}(z) = |G_{0,0}(z)|^2 \frac{(-2\text{Im} \Sigma_0(z))}{\Gamma}. \quad (14)$$

Using eqs. (12), (13), (14) one obtains

$$Q_e = Q_h = \frac{\hbar}{2\pi} \int_{-\infty}^{+\infty} dz \langle \tilde{\psi}(z) | \hat{A} | \tilde{\psi}(z) \rangle = \int_{-\infty}^{+\infty} dz \Phi_{CUR}(z). \quad (15)$$

The charge separation yield, which is proportional to the portion of the charge carriers arriving to the electrodes, can be computed by the following equation:

$$Y = \int_{\text{Continuum}} \frac{-\text{Im} \Sigma_0}{\frac{\Gamma}{2} - \text{Im} \Sigma_0} * n(z) dz. \quad (16)$$

Equation (16) is a general formula, obviously when the recombination rate is zero, the yield is simply equal to the weight of the local DOS in the energy continuum part. In that case we recover the fact that $Y = 1 - P$, where P is the weight of localized states.

Results and discussion. –

Local density of states (DOS) without recombination.

In order to analysis the exciton dissociation we first consider the spectral properties and in particular, the local DOS on the site $(0, 0)$. Here, for the numerical simulation, we use $J_e = J_h = 0.2$ eV and $C_e = 0.1$ eV. The DOS is given in the unit of states per eV. With this choice of the cell parameters, the bandwidth of electrons and holes in their respective chains are 0.8 eV. Therefore, the total bandwidth of the electron-hole pair is 1.6 eV. We choose

$$\varepsilon_e(x) + \varepsilon_h(y) = 2 \text{ eV}, \quad (17)$$

which is independent of the orbitals occupied by the electron and the hole. Since in most of the studies done so far the hole is considered as a fixed carrier, we put emphasis on the hole behaviour and its effects. The approach developed here allows us to go beyond this restrictive condition (*i.e.*, $C_h = 0$).

Four values including $C_h = 0$ for the fixed-hole case and $C_h = 0.05, 0.1$ and 0.15 eV, corresponding to the mobile hole under the $C_h < J_h$ condition, are considered.

First we consider the case where there is no interaction between the electron and the hole. In that case the local DOS on site $(0, 0)$ is the convolution of local DOS for electron and for hole on the initial sites of their respective semi-infinite chains.

When the coupling energies C_e and C_h are not too strong compared to the hopping integrals J_e and J_h we know that the DOS for each charge carrier has a Lorentzian lineshape. Therefore, the local DOS for the

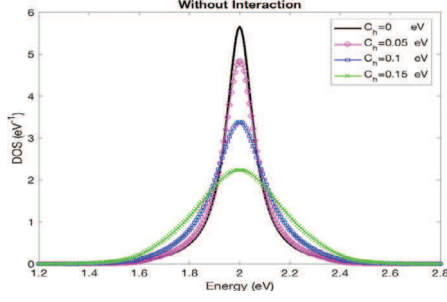


Fig. 2: (Colour online) Density of states for the electron-hole pair in non-interacting condition.

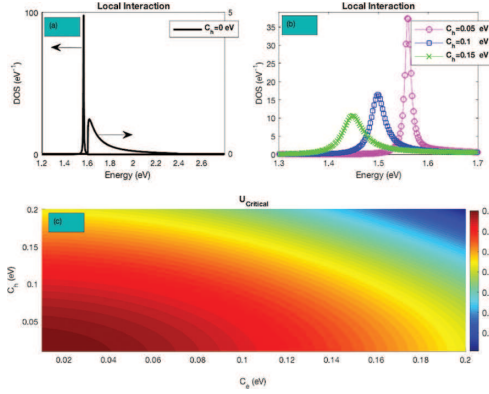


Fig. 3: (Colour online) DOS for electron-hole pair under local interaction condition. (a) Fixed-hole case. (b) Mobile-hole cases. (c) Variation of $U_{Critical}$ as a function of C_e and C_h .

electron-hole pair on site (0,0) has also a Lorentzian lineshape with a width that is the sum of both the widths. This is consistent with the result of fig. 2 which is obtained for non-interacting charge carriers. The Lorentzian lineshape is centered at energy 2 eV which is the onsite energy of site (0,0). In addition, as the coupling energy increases, the width of the DOS increases.

Figure 3 examines the effect of the local Coulomb interaction between charge carriers at the D-A interface. We suppose the strength of the local Coulomb interaction is $U = -0.4$ eV and the same values of the parameters as in fig. (2) are taken. Panel (a) shows that the local interaction with $U = -0.4$ eV can lead to an excitonic state outside the energy continuum in the fixed-hole condition. In that case the bandwidth of the holes has no effects and only the electron bandwidth matters. Hence, the continuum of states is between 1.6 and 2.4 eV and the excitonic peak is just below the band minimum. As can be seen in panel (b), $|U| = 0.4$ eV is not strong enough to generate such a localized state in the mobile-hole conditions. It can be understood based on the fact that the bandwidth of electron-hole pairs in the mobile-hole condition is between 1.2 eV and 2.8 eV. As a general statement, in order to observe an excitonic peak outside the energy continuum, the strength of interaction should be greater than a critical value (*i.e.*, $|U| \geq |U_{Critical}|$).

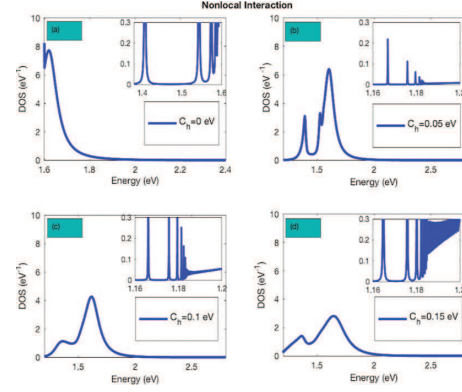


Fig. 4: (Colour online) Density of states for electron-hole pair under non-local interaction condition. These figures are obtained for $U = V = -0.4$ eV.

Mathematically an excitonic peak appears at the energy E outside the continuum, if

$$E - (\varepsilon_e(0) + \varepsilon_h(0)) - U - \Sigma_0(E) = 0 \quad (18)$$

as shown previously by equation (11) (with $\Gamma = 0$).

Since $\Sigma_0(E)$ is always a decreasing function of energy outside the continuum this shows that the energy of the excitonic peak decreases when U becomes more negative. For $U = U_{Critical}$ the energy of the excitonic peak takes its maximum value, *i.e.*, just at the bottom of the continuum band E_{min} :

$$E_{min} - (\varepsilon_e(0) + \varepsilon_h(0)) - U_{Critical} - \Sigma_0(E_{min}) = 0; \quad (19)$$

E_{min} depends on the hopping integrals and the onsite energies of electron ε_e and hole ε_h far from the interface:

$$E_{min} = (\varepsilon_e + \varepsilon_h) - 2J_e - 2J_h = 1.2 \text{ eV}. \quad (20)$$

In order to have ideas about the dependence of $U_{Critical}$ on the cell parameters, in panel (c) of fig. 2, this quantity is plotted as a function of C_e and C_h for a given set of J_e and J_h .

Based on the results shown in this figure, for different sets of C_e and C_h , the value of $U_{Critical}$ varies, but in a relatively small proportion. In fact, the limiting value of $U_{Critical}$ for small C_e and C_h is easily obtained. Indeed, in that case eq. (19) is satisfied with the self-energy $\Sigma_0(E_{min})$ being essentially zero. Therefore, in this limit

$$U_{Critical} \approx E_{min} - (\varepsilon_e(0) + \varepsilon_h(0)). \quad (21)$$

In the present case, eq. (21) gives

$$U_{Critical} = -2J_e - 2J_h = -0.8 \text{ eV}.$$

Figure 4 illustrates the interesting and more general situation with non-local Coulomb interaction between charge carriers.

In that case we find that a series of excitonic peaks appears below the lower band of energy continuum. This

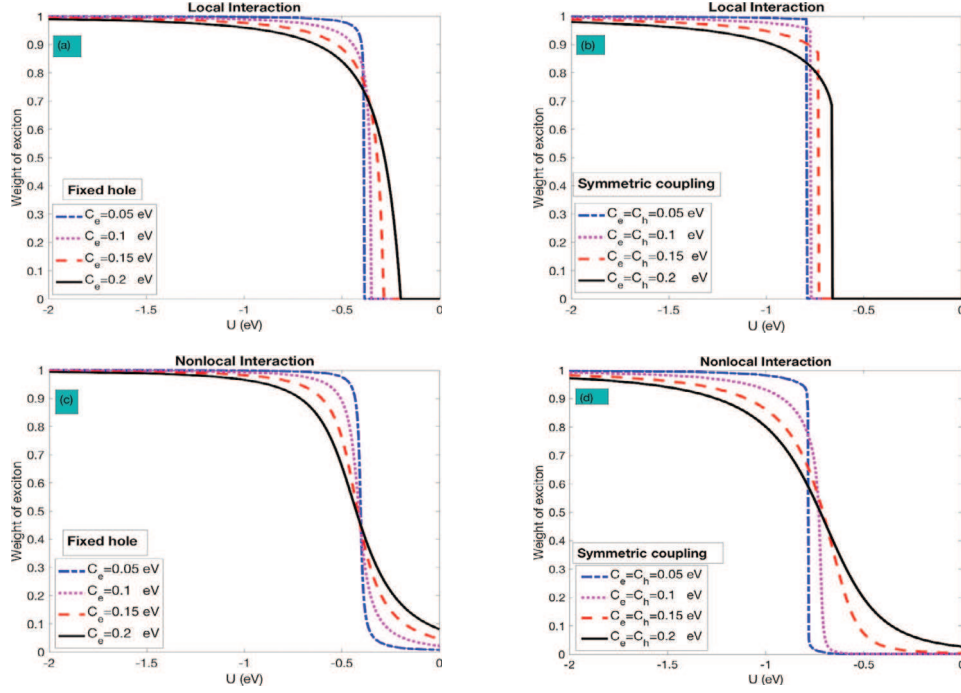


Fig. 5: (Colour online) Total weight of the excitonic peaks (P) as a function of U for fixed-hole cases (a) under short-range interaction (c) under long-range interaction conditions and for symmetric coupling (b) under short-range interaction (d) under long-range interaction conditions. The strength of long-range interaction is $V = -0.4$ eV.

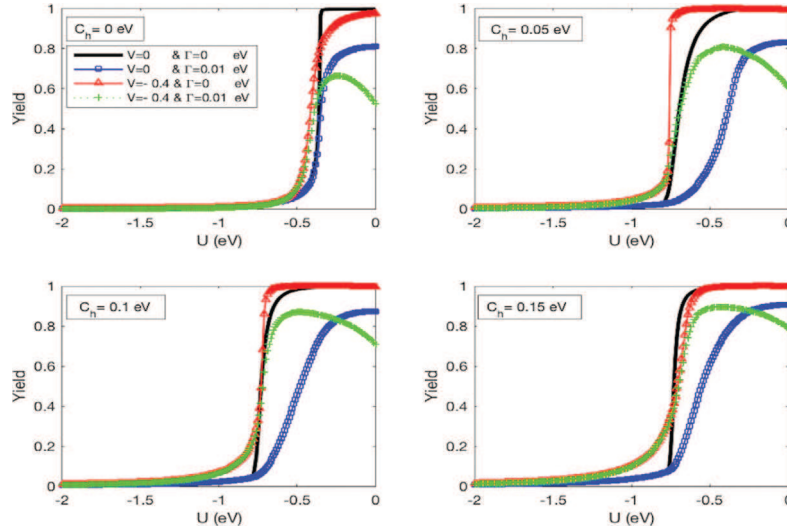


Fig. 6: (Colour online) Yield (Y) of charge separation as a function of U obtained with different first coupling energies to the hole chain. The legend presented in the first panel, is valid for all the other panels. Γ represents the decay parameter and V is the strength of long-range interaction.

is expected as it is known that the non-local Coulomb attraction creates localized states. In panels (c) and (d) in fig. 4, all the excitonic peaks close to E_{min} cannot be resolved.

Excitonic weight and yield. The effect of the excitonic states on the yield Y depends on the total weight of these peaks (P), since we have $Y = 1 - P$ in the absence of recombination. In fig. 5, the total weight of the excitonic peaks under local and non-local Coulomb interaction

conditions are investigated as a function of U . Here, we consider only the case of the fixed hole ($C_h = 0$) and of the symmetric coupling of electron and hole $C_e = C_h$. Figure 5 depicts very similar behaviour with an abrupt variation of the total weight when U goes through some critical value. This value is not very sensitive to the non-local Coulomb interaction parameter V .

Therefore, the behaviour can be understood from the case where $V = 0$ (panels (a) and (b)). In that case the theory predicts that the total weight of the excitonic

states is $P = 1$ for $|U| > |U_{\text{Critical}}|$ and $P = 0$ for $|U| < |U_{\text{Critical}}|$ and U_{Critical} is given by eq. (21).

Based on the fact that the minimum energy E_{min} of the continuum of electron-hole pair states is not the same in the fixed-hole and the mobile-hole conditions, the variation of the U_{Critical} between these two situations can be understood.

However, based on the results shown through these four panels one can conclude that the strength of the local Coulomb interaction U and the coupling energies are the most important parameters that can significantly affect the charge separation yield, whereas V and Γ have smaller effects.

In general, for a given electron-hole interaction the yield is much improved if the possible motion of the hole is taken into account. Therefore the mobility of the hole could be an important ingredient for much larger exciton dissociation than usually expected [39,40].

Indeed, efficient coupling to the chains facilitates the charge carrier transport and hence the possibility of localized-state appearance decreases.

Figure 6 represents the exciton dissociation yield as a function of U , for several hole coupling energy C_h , non-local interaction strength V and local recombination rate Γ .

Our results show that by considering the hole as a fixed carrier, since $|U_{\text{Critical}}|$ is underestimated, the yield of the cell has a smaller value, particularly for low recombination rate.

In general, one can conclude that the effect of non-radiative recombination is to reduce the yield, and its impact is more significant in the charge local interaction condition.

In fact, in relaxation processes, less charge carriers are able to exit through the electrodes, hence the yield decreases.

Conclusion. – In this study, we have used a simple efficient model to examine the performance of BHJ organic photovoltaic cells under different conditions. In particular, we propose an analysis based on the energy spectrum of the electron-hole pair. Our results show that the yield strongly depends on the local interaction energy strength U . There is a critical interaction energy U_{Critical} , which depends essentially on the band edges of the electron-hole excitations, and the HOMO-LUMO energy offset on the initial site. We find that if $|U| < |U_{\text{Critical}}|$ yield values are higher compared to the $|U| > |U_{\text{Critical}}|$ case where the localized states are created and hence the yield is strongly decreased. In addition, we have investigated the effect of the hole propagation. Our results show that by considering the hole as a fixed carrier, one underestimates $|U_{\text{Critical}}|$. Therefore, in the fixed-hole model, the yield of the cell can be underestimated, particularly for low recombination rate. Hence, the mobility of the hole is an important parameter to improve the exciton dissociation yield.

We would like to acknowledge the financial support provided by Campus France and the French embassy in Tehran. Furthermore, the financial support through the Institut Néel is acknowledged.

REFERENCES

- [1] GÜNES S., NEUGEBAUER H. and SARICIFTCI N. S., *Chem. Rev.*, **107** (2007) 1324.
- [2] DENNLER G., SCHARBER M. C. and BRABEC C. J., *Adv. Mater.*, **21** (2009) 1323.
- [3] KIPPELEN B. and BRÉDAS J. L., *Energy Environ. Sci.*, **2** (2009) 251.
- [4] YI Y., COROPCEANU V. and BRÉDAS J. L., *J. Mater. Chem.*, **21** (2011) 1479.
- [5] CIUCHI S., FRATINI S. and MAYOU D., *Phys. Rev. B*, **83** (2011) 081202.
- [6] PANDEY R., GUNAWAN A. A., MKHOYAN K. A. and HOLMES R. J., *Adv. Funct. Mater.*, **22** (2012) 617.
- [7] MAYOU D., ZHOU Y. and ERNZERHOF M., *J. Phys. Chem. C*, **117** (2013) 7870.
- [8] CONGREVE D. N., LEE J., THOMPSON N. J., HONTZ E., YOST S. R., REUSSWIG P. D. *et al.*, *Science*, **340** (2013) 334.
- [9] MENKE S. M., LUHMAN W. A. and HOLMES R., *J. Nat. Mater.*, **12** (2013) 152.
- [10] BESSETTE A. and HANAN G. S., *Chem. Soc. Rev.*, **43** (2014) 3342.
- [11] LEE C. C., SU W. C., CHANG W. C., HUANG B. Y. and LIU S. W., *Org. Electron.*, **16** (2015) 1.
- [12] MENKE S. M., MULLENBACH T. K. and HOLMES R. J., *ACS Nano*, **9** (2015) 4543.
- [13] COAKLEY K. M. and MCGEHEE M. D., *Chem. Mater.*, **16** (2004) 4533.
- [14] THOMPSON B. C. and FRECHET J. M., *Angew. Chem., Int. Ed.*, **47** (2008) 58.
- [15] SCHARBER M. C. and SARICIFTCI N. S., *Prog. Polym. Sci.*, **38** (2013) 1929.
- [16] KYMAKIS E., SAVVA K., STYLIANAKIS M. M., FOTAKIS C. and STRATAKIS E., *Adv. Funct. Mater.*, **23** (2013) 2742.
- [17] DATTA A., TEREZIANI F. and PAINELLI A., *Chem. Phys. Chem.*, **7** (2006) 2168.
- [18] PARK S. H., ROY A., BEAUPRE S., CHO S., COATES N., MOON J. S. *et al.*, *Nat. Photon.*, **3** (2009) 297.
- [19] ROSS R. B., CARDONA C. M., GULDI D. M., SANKARANARAYANAN S. G., REESE M. O., KOPIDAKIS N. *et al.*, *Nat. Mater.*, **8** (2009) 208.
- [20] GUO J., LIANG Y., XIAO S., SZARKO J. M., SPRUNG M., MUKHOPADHYAY M. K. *et al.*, *New J. Chem.*, **33** (2009) 1497.
- [21] YE J., SUN K., ZHAO Y., YU Y., LEE C. K. and CAO J., *J. Chem. Phys.*, **136** (2012) 245104.
- [22] OLGUIN M., ZOPE R. R. and BARUAH T., *J. Chem. Phys.*, **138** (2013) 074306.
- [23] LATINI S., PERFETTO E., UIMONEN A. M., VAN LEEUWEN R. and STEFANUCCI G., *Phys. Rev. B*, **89** (2014) 075306.

-
- [24] HUANG Y., KRAMER E. J., HEEGER A. J. and BAZAN G. C., *Chem. Rev.*, **114** (2014) 7006.
- [25] DI NUZZO D., KOSTER L., GEVAERTS V. S., MESKERS S. C. and JANSSEN R. A., *Energy Mater.*, **4** (2014) 1400416.
- [26] LI G., *Phys. Chem. Chem. Phys.*, **17** (2015) 11553.
- [27] SCHARBER M. C., MUHLBACHER D., KOPPE M., DENK P., WALDAUF C., HEEGER A. J. and BRABEC C. J., *Adv. Mater.*, **18** (2006) 789.
- [28] ZHU X. Y., YANG Q. and MUNTWILER M., *Acc. Chem. Res.*, **42** (2009) 1779.
- [29] LI G., NITZAN A. and RATNER M. A., *Phys. Chem. Chem. Phys.*, **14** (2012) 14270.
- [30] LI G., MOVAGHAR B., NITZAN A. and RATNER M. A., *J. Chem. Phys.*, **138** (2013) 044112.
- [31] LI G., *Phys. Chem. Chem. Phys.*, **17** (2015) 11553.
- [32] BERA S., GHEERAERT N., FRATINI S., CIUCHI S. and FLORENS S., *Phys. Rev. B*, **91** (2015) 041107.
- [33] GORINGE C. M., BOWLER D. R. and HERNANDEZ E., *Rep. Prog. Phys.*, **60** (1997) 1447.
- [34] TRIOZON F., VIDAL J., MOSSERI R. and MAYOU D., *Phys. Rev. B*, **65** (2002) 220202.
- [35] DARANCET P., OLEVANO V. and MAYOU D., *Phys. Rev. B*, **81** (2010) 155422.
- [36] MAYOU D., *Europhys. Lett.*, **6** (1988) 549.
- [37] ROCHE S. and MAYOU D., *Phys. Rev. B*, **60** (1999) 322.
- [38] MAYOU D. and KHANNA S. N., *J. Phys. I*, **5** (1995) 1199.
- [39] BRÉDAS J. L., NORTON J. E., CORNIL J. and COROPCEANU V., *Acc. Chem. Res.*, **42** (2009) 1691.
- [40] FRATINI S., MAYOU D. and CIUCHI S., *Adv. Funct. Mater.*, **26** (2016) 2292.