



**HAL**  
open science

# A NEW INCREMENTAL FORMULATION FOR LINEAR VISCOELASTIC ANALYSIS: CREEP DIFFERENTIAL APPROACH

Claude Chazal, Rostand Moutou Pitti

► **To cite this version:**

Claude Chazal, Rostand Moutou Pitti. A NEW INCREMENTAL FORMULATION FOR LINEAR VISCOELASTIC ANALYSIS: CREEP DIFFERENTIAL APPROACH. *Journal of Theoretical and Applied Mechanics*, 2009, 47, pp.397 - 409. hal-01616903

**HAL Id: hal-01616903**

**<https://hal.science/hal-01616903>**

Submitted on 15 Oct 2017

**HAL** is a multi-disciplinary open access archive for the deposit and dissemination of scientific research documents, whether they are published or not. The documents may come from teaching and research institutions in France or abroad, or from public or private research centers.

L'archive ouverte pluridisciplinaire **HAL**, est destinée au dépôt et à la diffusion de documents scientifiques de niveau recherche, publiés ou non, émanant des établissements d'enseignement et de recherche français ou étrangers, des laboratoires publics ou privés.

## A NEW INCREMENTAL FORMULATION FOR LINEAR VISCOELASTIC ANALYSIS: CREEP DIFFERENTIAL APPROACH

CLAUDE CHAZAL  
ROSTAND MOUTU PITTI

*GEMH-GCD Laboratory, Limoges University, Centre Universitaire Génie Civil, Egletons, France  
e-mail: chazal@unilim.fr; rostand.moutou-pitti@etu.unilim.fr*

This paper presents a new incremental formulation in the time domain for linear, non-aging viscoelastic materials undergoing mechanical deformation. The formulation is derived from linear differential equations based on a discrete spectrum representation for the creep tensor. The incremental constitutive equations are then obtained by finite difference integration. Thus the difficulty of retaining the stress history in computer solutions is avoided. A complete general formulation of linear viscoelastic stress analysis is developed in terms of increments of strains and stresses. Numerical results of good accuracy are achieved. The analytical and numerical solutions are compared using the energy release rate in pure mode I and pure mode II.

*Key words:* incremental constitutive law, strain history, discrete creep spectrum

### 1. Introduction

The important use of viscoelastic materials in civil engineering structures requires understanding of the behaviour of time dependent mechanical fields which can lead to collapse of such structures. The main problem in computation mechanics is to know the response of a viscoelastic material taking into account its complete past history of stress and strain. Most of analytical solutions proposed in the literature can not deal with real and complex problems because these methods require the retaining of the complete past history of stress and strain in the memory of a digital computer.

In this context, a number of theories have been proposed in the past in order to formulate incremental constitutive equations for the linear viscoelastic

behaviour. Among them, Kim and Sung Lee (2007), Ghazlan *et al.* (1995), Chazal and Dubois (2001), Klasztorny (2008), Dubois *et al.* (1999a) proposed the incremental formulation and constitutive equations in the finite element context. In fracture of viscoelastic mechanics, Dubois *et al.* (1999b, 2002), Dubois and Petit (2005) and Moutou Pitti *et al.* (2007, 2008) applied the incremental formulation in order to evaluate the crack growth process in wood. However, the formulation used was based on the spectral decomposition using a generalized Kelvin Voigt model.

To avoid the use of the generalized Kelvin Voigt model, we develop in this paper a new incremental formulation based on a discrete creep spectrum and the finite difference method using generalized differential equations in the time domain. The incremental stress-strain constitutive equation is not restricted to isotropic materials and can be used to resolve complex viscoelastic problems without retaining the past history of the material.

The first section recalls the discrete creep spectrum representation and its use in Boltzmann's superposition principle (Boltzmann, 1878). The one-dimensional linear viscoelastic behaviour is used to reduce the three-dimensional response.

The second section contains the development of the generalized differential equations in terms of one-dimensional stress and strain components.

In the third section, the solution of the differential equations is proposed using the finite difference method and the new constitutive stress-strain relations are then obtained.

Finally, the constitutive law is implemented in finite element software CASTEM (Charvet-Quemin *et al.* 1986) and the numerical results are compared to the analytical solution given by Moutou Pitti *et al.* (2007).

## 2. Creep spectrum representation

In this work, we consider only small strains. According to the results obtained by Mandel (1978), Ghazlan *et al.* (1995), Chazal and Dubois (2001), Moutou Pitti *et al.* (2007, 2008) and Dubois and Petit (2005), the components of the creep tensor  $\mathbf{J}(t)$  can be represented in terms of an exponential series

$$J_{ijkl}(t) = \left[ J_{ijkl}^{(0)} + \sum_{m=1}^M J_{ijkl}^{(m)} \left( 1 - e^{-t\lambda_{ijkl}^{(m)}} \right) \right] H(t) \quad (2.1)$$

Where  $\lambda_{ijk\ell}^{(m)}$ ,  $m = 1, \dots, M$ , are strictly positive scalars, and the repeated indices do not imply summation convention.  $J_{ijk\ell}^{(0)}$  and  $J_{ijk\ell}^{(m)}$  represent the instantaneous and the differed creep tensor, respectively, and  $H(t)$  is the Heaviside unit step function.

According to Boltzmann's principle (Boltzmann, 1878), the constitutive equations between the components  $\sigma_{ij}(t)$  of the stress tensor and the components of the strain tensor  $\varepsilon_{ij}(t)$  for linear viscoelastic materials can be expressed in the time domain by the hereditary integral

$$\varepsilon_{ij}(t) = \sum_k \sum_\ell \int_{-\infty}^t J_{ijk\ell}(t - \tau) \frac{\partial \sigma_{k\ell}(\tau)}{\partial \tau} d\tau \tag{2.2}$$

Let us consider the fourth order tensor  $\mathbf{\Pi}(t)$  of the components  $\Pi_{ijk\ell}(t)$  defined by

$$\Pi_{ijk\ell}(t) = \int_{-\infty}^t J_{ijk\ell}(t - \tau) \frac{\partial \sigma_{k\ell}(\tau)}{\partial \tau} d\tau \quad \forall i, j, k, \ell \in [1, 2, 3], \quad \forall t \in \mathfrak{R} \tag{2.3}$$

The components  $\Pi_{ijk\ell}(t)$  can be interpreted as the contribution of the stress history  $\{\sigma_{k\ell}(\tau), \tau \leq t\}$  of the components  $\sigma_{k\ell}(t)$  of the stress tensor  $\boldsymbol{\sigma}(t)$  to the strain components  $\varepsilon_{ij}(t)$ .

Introducing equation (2.3) into (2.2), we obtain

$$\varepsilon_{ij}(t) = \sum_k \sum_\ell \Pi_{ijk\ell}(t) \quad \forall i, j, k, \ell \in [1, 2, 3], \quad \forall t \in \mathfrak{R} \tag{2.4}$$

Each equation of relation (2.4) represents a one-dimensional non-aging linear viscoelastic material defined by its creep function  $\mathbf{J}(t)$ .

### 3. Formulation of differential equations

When we apply the mechanical stress defined by the stress history  $\{\sigma_{k\ell}(\tau), \tau \in \mathfrak{R}\}$ , the response of the material is then given by the history of strains  $\{\Pi_{ijk\ell}(t), t \in \mathfrak{R}\}$  defined by behaviour equation (2.3) in which the creep function is given by equation (2.1).

We note by  $\sigma_{k\ell}(t)$  the stress applied to the material at the time  $t$  and by  $\Pi_{ijk\ell}(t)$  the total strain at the same time  $t$ . Then the response in strains can

be obtained using the finite creep spectrum representation given by equation (2.1)

$$\Pi_{ijkl}(t) = \int_{-\infty}^t \left[ J_{ijkl}^{(0)} + \sum_{m=1}^M J_{ijkl}^{(m)} \left( 1 - e^{-\lambda_{ijkl}^{(m)}(t-\tau)} \right) \right] \frac{\partial \sigma_{kl}(\tau)}{\partial \tau} d\tau \quad (3.1)$$

This equation can be rewritten in the following form

$$\Pi_{ijkl}(t) = \Pi_{ijkl}^{(0)}(t) + \sum_{m=1}^M \Pi_{ijkl}^{(m)}(t) \quad (3.2)$$

with

$$\Pi_{ijkl}^{(0)}(t) = \int_{-\infty}^t J_{ijkl}^{(0)} \frac{\partial \sigma_{kl}(\tau)}{\partial \tau} d\tau = J_{ijkl}^{(0)} \sigma_{kl}(t) \quad (3.3)$$

$$\Pi_{ijkl}^{(m)}(t) = \int_{-\infty}^t J_{ijkl}^{(m)} \left( 1 - e^{-\lambda_{ijkl}^{(m)}(t-\tau)} \right) \frac{\partial \sigma_{kl}(\tau)}{\partial \tau} d\tau$$

In these equations,  $\Pi_{ijkl}^{(0)}(t)$  and  $\Pi_{ijkl}^{(m)}(t)$  represent the instantaneous and the differed part of the one-dimensional strain of the material.

Using equation (2.4), the rate of the total strain is determined by

$$\frac{\partial \varepsilon_{ij}(t)}{\partial t} = \sum_k \sum_\ell \frac{\partial \Pi_{ijkl}(t)}{\partial t} = \sum_k \sum_\ell \left( \frac{\partial \Pi_{ijkl}^{(0)}(t)}{\partial t} + \sum_{m=1}^M \frac{\partial \Pi_{ijkl}^{(m)}(t)}{\partial t} \right) \quad (3.4)$$

According to equation (3.3)<sub>1</sub>, the rate of the instantaneous part of the one-dimensional strain  $\Pi_{ijkl}^{(0)}(t)$  is given by

$$\frac{\partial \Pi_{ijkl}^{(0)}(t)}{\partial t} = J_{ijkl}^{(0)} \frac{\partial \sigma_{kl}(t)}{\partial t} \quad (3.5)$$

However, the rate of the differed part of the one-dimensional strain  $\Pi_{ijkl}^{(m)}(t)$  is more complicated to be determined. Using equation (3.3)<sub>2</sub>, we can write

$$\begin{aligned} \frac{\partial \Pi_{ijkl}^{(m)}(t)}{\partial t} &= J_{ijkl}^{(m)} \left( 1 - e^{-\lambda_{ijkl}^{(m)}(t-t)} \right) \frac{\partial \sigma_{kl}(\tau)}{\partial \tau} + \\ &+ \int_{-\infty}^t J_{ijkl}^{(m)} \left( 0 + \lambda_{ijkl}^{(m)} e^{-\lambda_{ijkl}^{(m)}(t-\tau)} \right) \frac{\partial \sigma_{kl}(\tau)}{\partial \tau} d\tau \end{aligned} \quad (3.6)$$

or

$$\frac{\partial \Pi_{ijk\ell}^{(m)}(t)}{\partial t} = J_{ijk\ell}^{(m)} \lambda_{ijk\ell}^{(m)} \int_{-\infty}^t e^{-\lambda_{ijk\ell}^{(m)}(t-\tau)} \frac{\partial \sigma_{k\ell}(\tau)}{\partial \tau} d\tau \tag{3.7}$$

knowing that

$$\begin{aligned} \lambda_{ijk\ell}^{(m)} \Pi_{ijk\ell}^{(m)}(t) &= J_{ijk\ell}^{(m)} \lambda_{ijk\ell}^{(m)} \int_{-\infty}^t \left(1 - e^{-\lambda_{ijk\ell}^{(m)}(t-\tau)}\right) \frac{\partial \sigma_{k\ell}(\tau)}{\partial \tau} d\tau = \\ &= J_{ijk\ell}^{(m)} \lambda_{ijk\ell}^{(m)} \sigma_{k\ell}(t) - \lambda_{ijk\ell}^{(m)} J_{ijk\ell}^{(m)} \int_{-\infty}^t e^{-\lambda_{ijk\ell}^{(m)}(t-\tau)} \frac{\partial \sigma_{k\ell}(\tau)}{\partial \tau} d\tau = \\ &= J_{ijk\ell}^{(m)} \lambda_{ijk\ell}^{(m)} \sigma_{k\ell}(t) - \frac{\partial \Pi_{ijk\ell}^{(m)}(t)}{\partial t} \end{aligned} \tag{3.8}$$

The last equation can be written as a linear differential equation and can be integrated analytically

$$\frac{\partial \Pi_{ijk\ell}^{(m)}(t)}{\partial t} + \lambda_{ijk\ell}^{(m)} \Pi_{ijk\ell}^{(m)}(t) = J_{ijk\ell}^{(m)} \lambda_{ijk\ell}^{(m)} \sigma_{k\ell}(t) \tag{3.9}$$

The solution to this differential equation gives the rate of the one-dimensional strain  $\Pi_{ijk\ell}^{(m)}(t)$ .

Finally, the general differential equations governing the non-aging linear viscoelastic behaviour can be obtained from equation (3.4) after summation on  $k$  and  $\ell$  indices. One finds

$$\frac{\partial \varepsilon_{ij}(t)}{\partial t} = \sum_k \sum_\ell J_{ijk\ell}^{(0)} \frac{\partial \sigma_{k\ell}(t)}{\partial t} + \sum_{m=1}^M \frac{\partial \Lambda_{ij}^{(m)}(t)}{\partial t} \tag{3.10}$$

where  $\Lambda_{ij}^{(m)}(t)$ ,  $i, j \in \{1, 2, 3\}$ ,  $m \in \{1, \dots, M\}$  are the solutions to the following equations

$$\Lambda_{ij}^{(m)}(t) = \sum_{k=1}^3 \sum_{\ell=1}^3 \Pi_{ijk\ell}^{(m)}(t) \tag{3.11}$$

with

$$\frac{\partial \Pi_{ijk\ell}^{(m)}(t)}{\partial t} + \lambda_{ijk\ell}^{(m)} \Pi_{ijk\ell}^{(m)}(t) = J_{ijk\ell}^{(m)} \lambda_{ijk\ell}^{(m)} \sigma_{k\ell}(t) \tag{3.12}$$

The non-aging linear viscoelastic behaviour is completely defined by differential equations (3.10), (3.11) and (3.12).

We note that this formulation, written in terms of strain and stress rates, is easily adapted to temporal discretisation methods such as finite difference ones.

#### 4. Finite difference integration

Here we describe the solution process of a step-by-step nature in which the loads are applied stepwise at various time intervals. Let us consider the time step  $\Delta t_n = t_n - t_{n-1}$ . The subscript  $n - 1$  and  $n$  refer to the values at the beginning and end of the time step, respectively. We assume that the time derivative during each time increment is constant and is expressed by

$$\frac{\partial \zeta_{ij}}{\partial t} = \frac{\zeta_{ij}(t_n) - \zeta_{ij}(t_{n-1})}{\Delta t_n} = \frac{\Delta(\zeta_{ij})_n}{\Delta t_n} \quad (4.1)$$

where  $\zeta_{ij}$  represent strains or stresses. The following expressions can be then written

$$\frac{\partial \Lambda_{ij}^{(m)}(t_n)}{\partial t} = \frac{\Lambda_{ij}^{(m)}(t_{n+1}) - \Lambda_{ij}^{(m)}(t_n)}{\Delta t_n} = \frac{\Delta \Lambda_{ij}^{(m)}(t_n)}{\Delta t_n} \quad (4.2)$$

$$\frac{\partial \sigma_{ij}(t_n)}{\partial t} = \frac{\sigma_{ij}(t_{n+1}) - \sigma_{ij}(t_n)}{\Delta t_n} = \frac{\Delta \sigma_{ij}(t_n)}{\Delta t_n}$$

A linear approximation is used for stresses, and is expressed by

$$\sigma_{k\ell}(\tau) = \sigma_{k\ell}(t_n) + \frac{\tau - t_n}{\Delta t_n} [\sigma_{k\ell}(t_{n+1}) - \sigma_{k\ell}(t_n)] H(\tau - t_n) \quad (4.3)$$

By integrating equation (3.10) between  $t_n$  and  $t_{n+1}$ , it can be written in the form

$$\Delta \varepsilon_{ij}(t_n) = \sum_k \sum_\ell J_{ijk\ell}^{(0)} \Delta \sigma_{k\ell}(t_n) + \sum_{m=1}^M \Delta \Lambda_{ij}^{(m)}(t_n) \quad (4.4)$$

In order to determine the strain increments from this equation, we have to determine the strain increments  $\Delta \Lambda_{ij}^{(m)}(t_n)$ .

First, let us consider differential equation (3.12). The analytical solution to this differential equation can be expressed as

$$\begin{aligned} \Pi_{ijk\ell}^{(m)}(t_{n+1}) - \Pi_{ijk\ell}^{(m)}(t_n) &= \left( e^{-\lambda_{ijk\ell}^{(m)} \Delta t_n} - 1 \right) \Pi_{ijk\ell}^{(m)}(t_n) + \\ &+ J_{ijk\ell}^{(m)} \left\{ \left( 1 - e^{-\lambda_{ijk\ell}^{(m)} \Delta t_n} \right) \sigma_{k\ell}(t_n) + \Delta \sigma_{k\ell}(t_n) \left[ 1 - \frac{1}{\Delta t_n \lambda_{ijk\ell}^{(m)}} \left( 1 - e^{-\lambda_{ijk\ell}^{(m)} \Delta t_n} \right) \right] \right\} \end{aligned} \quad (4.5)$$

Consequently, when we substitute equation (4.5) into equation (3.11), we obtain the strain increments  $\Delta \Lambda_{ij}^{(m)}(t_n)$

$$\sum_{m=1}^M \Delta \Lambda_{ij}^{(m)}(t_n) = \sum_{m=1}^M \sum_{k=1}^3 \sum_{\ell=1}^3 [\Pi_{ijk\ell}^{(m)}(t_{n+1}) - \Pi_{ijk\ell}^{(m)}(t_n)] \quad (4.6)$$

or

$$\sum_{m=1}^M \Delta \Lambda_{ij}^{(m)} = \sum_{m=1}^M \sum_{k=1}^3 \sum_{\ell=1}^3 \left( e^{-\lambda_{ijk\ell}^{(m)} \Delta t_n} - 1 \right) \Pi_{ijk\ell}^{(m)}(t_n) + J_{ijk\ell}^{(m)} \left\{ \left( 1 - e^{-\lambda_{ijk\ell}^{(m)} \Delta t_n} \right) \sigma_{k\ell}(t_n) + \Delta \sigma_{k\ell}(t_n) \left[ 1 - \frac{1}{\Delta t_n \lambda_{ijk\ell}^{(m)}} \left( 1 - e^{-\lambda_{ijk\ell}^{(m)} \Delta t_n} \right) \right] \right\} \tag{4.7}$$

### 5. Incremental viscoelastic constitutive equations

In this section, the incremental constitutive equations can now be obtained from equation (4.4). Substituting equation (4.7) into (4.4), we find

$$\Delta \varepsilon_{ij}(t_n) = \sum_k \sum_{\ell} D_{ijk\ell}(\Delta t_n) \Delta \sigma_{k\ell}(t_n) + \tilde{\varepsilon}_{ij}(t_n) \tag{5.1}$$

where  $D_{ijk\ell}(\Delta t_n)$  is a fourth order tensor which can be interpreted as a compliance tensor, it is given by

$$D_{ijk\ell}(\Delta t_n) = J_{ijk\ell}^{(0)} + \sum_{m=1}^M J_{ijk\ell}^{(m)} \left[ 1 - \frac{1}{\Delta t_n \lambda_{ijk\ell}^{(m)}} \left( 1 - e^{-\lambda_{ijk\ell}^{(m)} \Delta t_n} \right) \right] \tag{5.2}$$

and  $\tilde{\varepsilon}_{ij}(t_n)$  is a pseudo-strain tensor which represents the influence of the complete past history of stresses. It is given by

$$\begin{aligned} \tilde{\varepsilon}_{ij}(t_n) = & - \sum_{k=1}^3 \sum_{\ell=1}^3 \sum_{m=1}^M \left( 1 - e^{-\lambda_{ijk\ell}^{(m)} \Delta t_n} \right) \Pi_{ijk\ell}^{(m)}(t_n) + \\ & + \sum_{k=1}^3 \sum_{\ell=1}^3 \sigma_{k\ell}(t_n) \left[ \sum_{m=1}^M J_{ijk\ell}^{(m)} \left( 1 - e^{-\lambda_{ijk\ell}^{(m)} \Delta t_n} \right) \right] \end{aligned} \tag{5.3}$$

Finally, the incremental constitutive law given by equation (5.1) can now be inverted to obtain

$$\Delta \sigma_{ij}(t_n) = \sum_k \sum_{\ell} C_{ijk\ell}(\Delta t_n) \Delta \varepsilon_{k\ell}(t_n) - \tilde{\sigma}_{ij}(t_n) \tag{5.4}$$

where  $C_{ijk\ell} = (D_{ijk\ell})^{-1}$  is the inverse of the compliance tensor and  $\tilde{\sigma}_{ij}(t_n)$  is a pseudo-stress tensor which represents the influence of the complete past history of strain. It is given by



$$\tilde{\sigma}_{ij}(t_n) = \sum_{k=1}^3 \sum_{\ell=1}^3 C_{ijkl}(\Delta t_n) \tilde{\varepsilon}_{ij}(t_n) \quad (5.5)$$

The incremental constitutive law represented by equation (5.4) can be introduced in a finite element discretisation in order to obtain solutions to complex viscoelastic problems.

## 6. Numerical results

The finite element computation is compared with an analytical solution. The incremental constitutive viscoelastic law given by equation (5.4) is implemented in Finite Element software CASTEM (Charvet-Quemin *et al.*, 1986). In order to validate our method, we employ a timber specimen of side 50 mm. The crack length chosen is 25 mm. The external load is a unit loading applied to steel Arcan as seen in Fig. 1 (Moutou Pitti *et al.*, 2008).

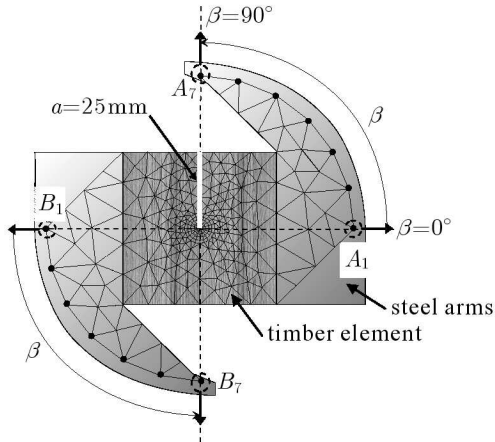


Fig. 1. CTS specimen (Moutou Pitti *et al.*, 2008)

This specimen has similar properties of CTS (Compact Tension Shear) specimens used by Zhang *et al.* (2006), Ma *et al.* (2006) and developed by Richard and Benitz (1983) for an isotropic material. The points  $A_\alpha$  and  $B_\alpha$  with  $\alpha \in (1, \dots, 7)$  are holes where unspecified forces can be applied with the angle  $\beta$  directed according to the crack in the trigonometrical direction. Pure mode I (opening mode) is obtained by using opposite forces in  $A_1$  and  $B_1$  with  $\beta = 0^\circ$ . A loading with  $\beta = 90^\circ$ , in  $A_7$  and  $B_7$ , corresponds to the case

of pure mode II (shear mode). Intermediary positions induce different mixed mode configurations. The timber element is framed with perfectly rigid steel Arcan.

In order to simplify the analytic development, a time proportionality for the creep tensor is chosen

$$J(t) = \frac{1}{E(t)}C_0 \tag{6.1}$$

in which  $C_0$  is a constant compliance tensor composed by a unit elastic modulus and a constant Poisson's coefficient  $\nu = 0.4$ , and  $E(t)$  represents the tangent modulus for the longitudinal direction. In this context, the creep properties are given in terms of the creep function as given in equation (2.1)

$$\begin{aligned} \frac{1}{E(t)} = \frac{1}{E_X} & \left[ 1 + \frac{1}{74.3} \left( 1 - e^{-\frac{74.3}{3.37}t} \right) + \frac{1}{74.4} \left( 1 - e^{-\frac{74.4}{33.37}t} \right) + \right. \\ & + \frac{1}{22.9} \left( 1 - e^{-\frac{22.9}{104.09}t} \right) + \frac{1}{27.6} \left( 1 - e^{-\frac{27.6}{1251}t} \right) + \\ & \left. + \frac{1}{7.83} \left( 1 - e^{-\frac{7.83}{3554}t} \right) + \frac{1}{3.23} \left( 1 - e^{-\frac{3.23}{14660}t} \right) \right] \end{aligned} \tag{6.2}$$

where  $E_X$  is the longitudinal modulus and is equal to 15000 MPa (Guitard, 1987). In this context,  $\mathbf{C}_0$  admits the following definition for plane configurations

$$C_0 = \begin{bmatrix} 1 & -\nu & 0 \\ -\nu & \frac{E_X}{E_Y} & 0 \\ 0 & 0 & \frac{E_X}{G_{XY}} \end{bmatrix} \tag{6.3}$$

where  $E_Y$  and  $G_{XY}$  are the transverse and shear moduli, respectively. Their values are fixed to:  $E_Y = 600$  MPa and  $G_{XY} = 700$  MPa (elastic pine spruce properties, Guitard, 1987).

In this test, the numerical results are compared to the analytical solution given by the isothermal Helmholtz free energy (Staverman and Schwarzl, 1952). According to the last creep tensor form, the viscoelastic compliance takes the following form in pure mode I and pure mode II, respectively

$$\begin{aligned} C_1(t) = C_1^0 f(t) & = 7.35 \cdot 10^{-3} f(t) \\ C_2(t) = C_2^0 f(t) & = 1.47 \cdot 10^{-3} f(t) \end{aligned} \tag{6.4}$$

in which  $C_1^0$  and  $C_2^0$  are the reduced elastic compliances and

$$f(t) = \left[ 1 + \frac{1}{74.3} \left( 1 - e^{-\frac{74.3}{3.37}t} \right) + \frac{1}{74.4} \left( 1 - e^{-\frac{74.4}{33.37}t} \right) + \frac{1}{22.9} \left( 1 - e^{-\frac{22.9}{104.09}t} \right) + \frac{1}{27.6} \left( 1 - e^{-\frac{27.6}{1251}t} \right) + \frac{1}{7.83} \left( 1 - e^{-\frac{7.83}{3554}t} \right) + \frac{1}{3.23} \left( 1 - e^{-\frac{3.23}{14660}t} \right) \right] \quad (6.5)$$

In bi-dimensional analysis, we can express the energy release rate by the expression

$$\begin{aligned} {}^1G_v(t) &= \frac{1}{8} [2C_1(t) - C_1(2t)] ({}^uK_1^0)^2 \\ {}^2G_v(t) &= \frac{1}{8} [2C_2(t) - C_2(2t)] ({}^uK_2^0)^2 \end{aligned} \quad (6.6)$$

where  ${}^uK_1^0$  and  ${}^uK_2^0$  are the instantaneous stress intensity factors for mode I and mode II, respectively, computed with a classical elastic finite element process.  ${}^1G_v$  and  ${}^2G_v$  are viscoelastic energy release rates in mode I and mode II, respectively. Now, we present the comparison between the numerical results, given by incremental formulation (5.4), and the analytical solution given by expressions (6.6). The results are presented in Fig. 2 and Fig. 3 for pure mode I and pure mode II versus time. The average error observed in the numerical solution is less than 1% in pure modes I and II.

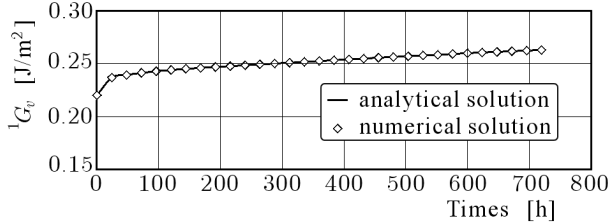


Fig. 2. Analytical and numerical solution in pure mode I for energy release rate  ${}^1G_v$

## 7. Conclusions

A new linear incremental formulation in the time domain for non-aging viscoelastic materials undergoing mechanical deformation have been presented. The formulation is based on a differential approach using a discrete spectrum

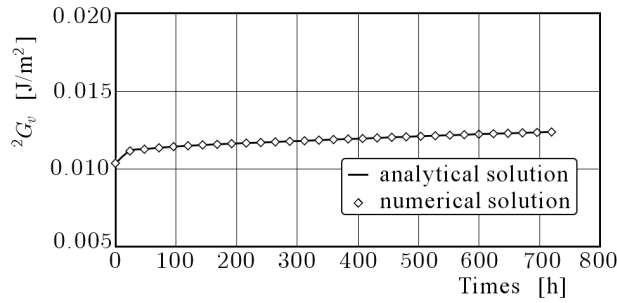


Fig. 3. Analytical and numerical solution in pure mode II for energy release rate  ${}^2G_v$

representation for the creep tensor. The governing equations are then obtained using a discretised form of Boltzmann's principle. The analytical solution to differential equations is then obtained using a finite difference discretisation in the time domain. In this way, the incremental constitutive equations for linear viscoelastic material use a pseudo fourth order rigidity tensor. The influence of the whole past history on the behaviour at the time  $t$  is given by a pseudo second order tensor. This formulation is introduced in a finite element discretisation. The numerical results obtained are compared with the analytical solution in terms of the energy release rate. The method can be easily extended to deal with ageing boundary viscoelastic problems.

## References

1. BOLTZMANN L., 1878, Zur Theorie der elastischen Nachwirkung Sitzungsber, *Mat. Naturwiss. Kl. Kaiser. Akad. Wiss.*, **70**, 275
2. CHARVET-QUEMIN F., COMBESCURE A., EBERSOL L., CHARRAS T., MILLARD A., 1986, Méthode de calcul du taux de restitution de l'énergie en élastique et en non linéaire matériau, *Report DENT*, **86/438**
3. CHAZAL C., DUBOIS F., 2001, A new incremental formulation in the time domain of crack initiation in an orthotropic linearly viscoelastic solid, *Mechanics of Time-Dependent Materials*, **5**, 229-253
4. DUBOIS F., CHAZAL C., PETIT C., 1999a, A finite element analysis of creep-crack growth in viscoelastic media, *Mechanics of Time-Dependent Materials*, **2**, 269-286

5. DUBOIS F., CHAZAL C., PETIT C., 1999b, Modelling of crack growth initiation in a linear viscoelastic material, *Journal of Theoretical and Applied Mechanics*, **37**, 207-222
6. DUBOIS F., CHAZAL C., PETIT C., 2002, Viscoelastic crack growth process in wood timbers: An approach by the finite element method for mode I fracture, *International Journal of Fracture*, **113**, 367-388
7. DUBOIS F., PETIT C., 2005, Modelling of the crack growth initiation in viscoelastic media by the  $G\theta_v$ -integral, *Engineering Fracture Mechanics*, **72**, 2821-2836
8. GHAZLAN G., CAPERAA S., PETIT C., 1995, An incremental formulation for the linear analysis of thin viscoelastic structures using generalized variables, *International Journal of Numeric Methods Engineering*, **38**, 3315-3333
9. GUITARD D., 1987, Mécanique du matériau bois et composites, *Edition Cépaudes*
10. KIM K.S., SING LEE H., 2007, An incremental formulation for the prediction of two-dimensional fatigue crack growth with curved paths, *International Journal for Numerical Methods in Engineering*, **72**, 697-721
11. KLASZTORNY M., 2008, Coupled and uncoupled constitutive equations of linear elasticity and viscoelasticity of orthotropic materials, *Journal of Theoretical and Applied Mechanics*, **46**, 1, 3-20
12. MA S., ZHANG X.B., RECHO N., LI J., 2006, The mixed-mode investigation of the fatigue crack in CTS metallic specimen, *International Journal of Fatigue*, **28**, 1780-1790
13. MANDEL J., 1978, Dissipativité normale et variables cachés, *Mechanics Research Communications*, **5**, 4, 225-229
14. MOUTOU PITTI R., DUBOIS F., PETIT C., SAUVAT N., 2007, Mixed mode fracture separation in viscoelastic orthotropic media: numerical and analytical approach by the  $M\theta_v$ -integral, *International Journal of Fracture*, **145**, 181-193
15. MOUTOU PITTI R., DUBOIS F., PETIT C., SAUVAT N., POP O., 2008, A new  $M$  integral parameter for mixed mode crack growth in orthotropic viscoelastic material, *Engineering Fracture Mechanics*, **75**, 4450-4465
16. RICHARD H., BENITZ K., 1983, A loading device for the creation of mixed mode in fracture mechanics, *International Journal of Fracture*, **22**, R55-58
17. STAVERMAN A.J., SCHWARZL P., 1952, Thermodynamics of viscoelastic behavior, *Proceeding Academic Science*, **55**, 474-492
18. ZHANG X.B., MA S., RECHO N., LI J., 2006, Bifurcation and propagation of a mixed-mode crack in a ductile material, *Engineering Fracture Mechanics*, **73**, 1925-1939

## Nowe sformułowanie przyrostowe w liniowej analizie lepkosprężystości: różniczkowy opis pełzania

### Streszczenie

Przedmiotem pracy jest prezentacja nowego przyrostowego opisu niestarczających się materiałów lepkosprężystych poddanych deformacji w dziedzinie czasu. Sformułowanie wyprowadzono z równań różniczkowych opartych na dyskretnej reprezentacji widma tensora pełzania. Następnie, przyrostowe równania konstytutywne otrzymano w drodze całkowania różnicowego. W ten sposób uniknięto konieczności zachowywania w pamięci komputera historii naprężenia. Kompletna i ogólna liniowa analiza naprężeń lepkosprężystych została przedstawiona za pomocą przyrostów odkształceń i naprężeń. Otrzymane wyniki symulacji numerycznych uzyskano z dobrą dokładnością. Analityczne i numeryczne rozwiązania porównano poprzez zestawienie tempa uwalnianej energii dla czystej postaci I i II.

*Manuscript received June 12, 2008; accepted for print November 18, 2008*