



**HAL**  
open science

## Phonon-limited carrier mobility and resistivity from carbon nanotubes to graphene

Jing Li, Henrique Pereira Coutada Miranda, Yann-Michel Niquet, Luigi Genovese, Ivan Duchemin, Ludger Wirtz, Christophe Delerue

► **To cite this version:**

Jing Li, Henrique Pereira Coutada Miranda, Yann-Michel Niquet, Luigi Genovese, Ivan Duchemin, et al.. Phonon-limited carrier mobility and resistivity from carbon nanotubes to graphene. *Physical Review B: Condensed Matter and Materials Physics (1998-2015)*, 2015, 92 (7), pp.075414. 10.1103/PhysRevB.92.075414 . hal-01615207

**HAL Id: hal-01615207**

**<https://hal.science/hal-01615207v1>**

Submitted on 1 Jun 2022

**HAL** is a multi-disciplinary open access archive for the deposit and dissemination of scientific research documents, whether they are published or not. The documents may come from teaching and research institutions in France or abroad, or from public or private research centers.

L'archive ouverte pluridisciplinaire **HAL**, est destinée au dépôt et à la diffusion de documents scientifiques de niveau recherche, publiés ou non, émanant des établissements d'enseignement et de recherche français ou étrangers, des laboratoires publics ou privés.

**Phonon-limited carrier mobility and resistivity from carbon nanotubes to graphene**Jing Li,<sup>1</sup> Henrique Pereira Coutada Miranda,<sup>2</sup> Yann-Michel Niquet,<sup>1,\*</sup> Luigi Genovese,<sup>1</sup> Ivan Duchemin,<sup>1</sup>  
Ludger Wirtz,<sup>2</sup> and Christophe Delerue<sup>3,†</sup><sup>1</sup>*Université Grenoble Alpes, INAC-SP2M, L\_Sim, Grenoble, France*  
*and CEA, INAC-SP2M, L\_Sim, Grenoble, France*<sup>2</sup>*Physics and Materials Science Research Unit, University of Luxembourg, 162a avenue de la Faiëncerie, L-1511 Luxembourg, Luxembourg*<sup>3</sup>*IEMN-Department ISEN, UMR CNRS 8520, Lille, France*

(Received 16 March 2015; revised manuscript received 5 June 2015; published 11 August 2015)

Under which conditions do the electrical transport properties of one-dimensional (1D) carbon nanotubes (CNTs) and 2D graphene become equivalent? We have performed atomistic calculations of the phonon-limited electrical mobility in graphene and in a wide range of CNTs of different types to address this issue. The theoretical study is based on a tight-binding method and a force-constant model from which all possible electron-phonon couplings are computed. The electrical resistivity of graphene is found in very good agreement with experiments performed at high carrier density. A common methodology is applied to study the transition from one to two dimensions by considering CNTs with diameter up to 16 nm. It is found that the mobility in CNTs of increasing diameter converges to the same value, i.e., the mobility in graphene. This convergence is much faster at high temperature and high carrier density. For small-diameter CNTs, the mobility depends strongly on chirality, diameter, and the existence of a band gap.

DOI: [10.1103/PhysRevB.92.075414](https://doi.org/10.1103/PhysRevB.92.075414)

PACS number(s): 73.22.Pr, 73.63.Fg

**I. INTRODUCTION**

Graphene and carbon nanotubes (CNTs) are, respectively, two-dimensional (2D) and one-dimensional (1D) allotropes of pure  $sp^2$  carbon. Their remarkable physical and chemical properties have been studied extensively [1–4], but investigations of the electrical transport in graphene and CNTs are usually done separately. Of course, it is known that graphene is a semimetal characterized by Dirac cones at the charge-neutrality point while CNTs can either be metallic or semiconducting depending on their chirality. Carrier mobilities in graphene and CNTs may reach very high values, which makes them promising for high-frequency applications. However, record values differ considerably between graphene ( $>10^5$  cm<sup>2</sup>/V/s) [4–6] and semiconducting CNTs ( $>10^3$  cm<sup>2</sup>/V/s) [7–9]. Furthermore, in principle one should recover the transport properties of graphene by increasing the diameter of metallic or semiconducting CNTs, at least in situations in which this transport is only limited by intrinsic processes such as phonon scattering. Quite surprisingly, this transition of the transport properties from one to two dimensions has never been carefully investigated, despite the numerous studies that have been carried out on electron-phonon coupling in the two materials [1–4,10–23].

In this work, we study the evolution of the phonon-limited mobility of carriers from CNTs to graphene, i.e., from one to two dimensions. We calculate the electrical mobility (or resistivity) using a common methodology, enabling a direct comparison between graphene and semiconducting/metallic CNTs of varying diameters. We focus on phonon scattering not only because it is a limiting mechanism at high carrier density and high temperature [24], but also because it is intrinsic to the materials, at variance with scattering by impurities or by surface optical phonons of nearby oxides, which are dependent on the geometry, on the quality of the materials, and on

the nature of the environment. We also leave aside carbon nanoribbons in this study, since the possible existence of edge states does not allow for a straightforward analysis of the 1D to 2D transition.

In the following, we present fully atomistic calculations of the phonon-limited mobility in graphene and CNTs with diameter up to 16 nm. We show that the mobility in CNTs tends to the limit in graphene at large diameter (sometimes above 10 nm), but that the route to it strongly depends on size, chirality, and temperature. These behaviors are explained by specific features of the band structure and of the electron-phonon coupling.

**II. METHODOLOGY****A. Justification of the methodology**

A strong motivation for this study is that it sheds light on the effects of confinement and dimensionality upon the electron-phonon band structures, the electron-phonon coupling, and the transport. For example, the scattering of carriers in 1D semiconductor nanostructures such as nanowires is merely limited to backscattering when only one electronic band is populated. This tends to reduce the scattering probability. At the same time, confinement leads to an enhancement of the electron-phonon coupling, which is stronger in one dimension than in two dimensions (and three dimensions) [25–27]. In this context, it is particularly interesting to investigate these effects in 1D and 2D carbon allotropes since their band structures differ considerably from those of usual semiconductor nanostructures. In addition, it is important to understand how (and when) the phonon-limited carrier mobility in CNTs of increasing diameter approaches the limit in graphene as a function of temperature, carrier density, chirality, and metallic or semiconducting character.

There are already numerous theoretical studies on the phonon-limited transport in graphene [15,17–19,22,23,28] and CNTs [2,11,29–35], but it is only in recent works

\*yniquet@cea.fr

†christophe.delerue@isen.fr

on graphene that the couplings to all phonons have been calculated from first-principles without extracting parameters from experiments [20,22,23]. From these works, we learn that it is essential to consider many different phonon modes, such as longitudinal acoustic (LA), transverse acoustic (TA), and optical phonons to predict the temperature- and density-dependent resistivity of graphene. We deduce that it is likely the case for CNTs, especially because the  $k$  selection rule is broken in the direction perpendicular to the CNT axis, in particular in small-diameter CNTs.

Therefore, it is essential to consider all possible electron-phonon scattering processes to predict the phonon-limited mobility in CNTs. To catch the 1D-2D transition, it is also necessary to go well beyond previous calculations that were limited to small-diameter tubes. However, first-principles calculations cannot be performed on large-diameter CNTs because the computational cost increases dramatically with the number of atoms per unit cell. In this work, we present calculations combining tight-binding (TB) and force-constant models for electrons and phonons, respectively. The parameters of these models were refined on the latest first-principles calculations [23,36]. The low-field mobility is computed taking all electron and phonon bands into account, the carriers being coupled to all possible phonons, including intra- and intersubband scattering. We show that this approach gives results for graphene in excellent agreement with first-principles calculations [23,36] and with experiments [24,37]. The same methodology is then applied to CNTs. In the following, we present results for  $p$ -type graphene and CNTs, i.e., for the transport of holes. Very similar results are found for electrons. For the sake of comparison, carrier densities are given as equivalent surface densities (in  $\text{cm}^{-2}$ ). For a CNT of diameter  $d$ , the 1D and 2D carrier densities are related by  $n_{2D} = n_{1D}/(\pi d)$ .

### B. Tight-binding Hamiltonian

The electronic states of graphene and CNTs are written on the basis of  $p_z$  orbitals, where  $z$  is the axis perpendicular to the lattice. Interactions are restricted to first-nearest neighbors (1NNs). The Hamiltonian matrix is therefore defined by two quantities, namely the onsite energy  $E_p$  and the 1NN hopping term  $V_{pp\pi}$ , which both depend on the atomic displacements induced by the phonons. The variations of  $V_{pp\pi}$  are governed by a power law [38]

$$V_{pp\pi} = V_{pp\pi}^0 \left( \frac{d_0}{d} \right)^{n_{pp\pi}}, \quad (1)$$

in which  $d$  and  $d_0$  are the actual and equilibrium bond lengths between 1NN atoms, respectively. The parameters in Eq. (1) were set based on the  $GW$  calculation data in Ref. [36], i.e.,  $d_0 = 1.42 \text{ \AA}$ ,  $V_{pp\pi}^0 = 3.0 \text{ eV}$  (which gives  $10^6 \text{ m/s}$  for the Fermi velocity), and  $n_{pp\pi} = 3.47$  (which fits the canonical acoustic gauge field,  $5.52 \text{ eV}$ ).

The variations of the onsite term  $E_p$  with atomic displacements were ignored in most previous TB studies [15,19,28,29], suggesting that they contribute only slightly to the deformation potentials. In our case, we follow the arguments of Ref. [39] and introduce in  $E_p$  a term proportional to the average of the

relative bond length variation,

$$E_p = \frac{2}{3} \alpha_p \sum_{i=1}^3 \frac{d_i - d_0}{d_0}, \quad (2)$$

where the sum is over the three 1NN atoms. The Dirac point at  $d = d_0$  is taken as the origin of the electronic energies. The parameter  $\alpha_p$  in Eq. (2) is set to  $-4.162 \text{ eV}$ , and it has been extracted from density-functional-theory (DFT) calculations of the band structure of graphene for different cell sizes. These DFT calculations were performed with the BIGDFT [40] code using norm-conserving pseudopotentials [41] and the generalized gradient approximation [42] for the exchange and correlation potential. BIGDFT makes use of a systematic real-space wavelet basis, and it can handle surfacelike boundary conditions [43]. This allows us to define a common energy reference for all cell sizes, and it enables a direct comparison of energy levels [44].

The changes in  $V_{pp\pi}$  due to bond length variations [Eq. (1)] contribute to the coupling of electrons to both LA and TA phonons, whereas those in  $E_p$  [Eq. (2)] are only relevant for LA phonons. Their respective influence on the mobility was heavily debated [10,11,15,19,28,29], but it is now clear that both of them must be taken into account [23].

In the case of CNTs, the hopping terms between 1NN  $p_z$  orbitals vary slightly from one bond to another due to the curvature [2,45,46]. As a consequence, there is a small curvature-induced gap in “metallic” zigzag CNTs scaling as  $1/d^2$ . For example, we obtain gaps of 80, 45, and 29 meV in (9,0), (12,0), and (15,0) CNTs, respectively, in excellent agreement with experiments [47]. For symmetry reasons, armchair CNTs always preserve their metallic character [2,45,46]. The  $\sigma$ - $\pi$  hybridization induced by the curvature [48] is neglected in the present calculations.

### C. Phonons

For the calculation of the phonons, the dynamical matrix is built by a fourth-nearest-neighbor (4NN) force-constant model as originally fitted to experimental data by Jishi *et al.* [49] and later fitted to *ab initio* calculations and enhanced by off-diagonal force constants for the 2NN [50]. For the current calculations, we refitted the model, taking also the off-diagonal elements of the 4NN into account. The importance of the 4NN off-diagonal elements had already been noted before in *ab initio* phonon calculations [51]. While the phonon dispersion itself can be fitted very well without the off-diagonal terms, they have an important impact on the phonon modes: they are necessary to obtain the correct amplitude for the admixture of optical components to the acoustic phonon modes at nonvanishing wave vector. This admixture considerably influences the contribution of the acoustic modes to the mobility [36]. For example, the ratio of the acoustic phonon deformation potential with and without optical phonon mixing is about 64.2% in our model, which is comparable to the one in Ref. [36]. The parameters of our force-constant model and the dispersion obtained from it are given in Appendix A.

### D. Electron-phonon coupling

The same parameters are used for the calculations of the electron and phonon band structures of CNTs and

graphene—there is no additional parameter. Following Ref. [26], the matrix element  $M_{\mathbf{k},b}^{\mathbf{k}',b'}$  for the transition of an electron from an initial state  $|\mathbf{k},b\rangle$  to a final state  $|\mathbf{k}',b'\rangle$  ( $\mathbf{k}' = \mathbf{k} + \mathbf{q}$ ) after emission of a phonon  $|\mathbf{q},j\rangle$  (same formula for absorption) is given by

$$M_{\mathbf{k},b}^{\mathbf{k}',b'} = \sum_{\alpha,i} \sqrt{\frac{\hbar}{2NM\omega_j(\mathbf{q})}} e_{\alpha i}^{(j)}(\mathbf{q}) \times \sum_{\beta,\beta'} C_{\beta'}^{\mathbf{k}',b'*} C_{\beta}^{\mathbf{k},b} \sum_{m,m'} e^{i\mathbf{k}\cdot\mathbf{R}_{m\beta}} e^{-i\mathbf{k}'\cdot\mathbf{R}_{m'\beta'}} \times \frac{\partial \langle \phi(\mathbf{r} - \mathbf{R}_{m'\beta'}) | H | \phi(\mathbf{r} - \mathbf{R}_{m\beta}) \rangle}{\partial R_{0\alpha i}}, \quad (3)$$

where  $\mathbf{k}$  and  $\mathbf{q}$  are the wave vectors of the electron and phonon, respectively, while  $b$  and  $j$  are the indexes of the electron band and phonon mode.  $C_{\beta}^{\mathbf{k},b}$  is an eigenvector element of the electronic Hamiltonian  $H$  at equilibrium, where  $\beta$  (or  $\alpha$ ) is the atom index in the unit cell.  $\phi(\mathbf{r} - \mathbf{R}_{m\beta})$  is the  $p_z$  atomic orbital centered on atom  $\beta$  in the unit cell  $m$ .  $e_{\alpha i}^{(j)}(\mathbf{q})$  is an eigenvector element of phonon state  $|\mathbf{q},j\rangle$ , and  $\omega_j(\mathbf{q})$  is the corresponding eigenfrequency.  $R_{0\alpha i}$  is the  $i$  component ( $x, y, z$ ) of vector  $\mathbf{R}_{0\alpha}$ ,  $N$  is the number of Wigner-Seitz unit cells, and  $M$  is the mass of a carbon atom. The transition rate is given by Fermi's golden rule,

$$W_{\mathbf{k}b,\mathbf{k}'b'} = \frac{2\pi}{\hbar} \sum_j |M_{\mathbf{k},b}^{\mathbf{k}',b'}|^2 \{n_{\mathbf{q},j} \delta(E_{\mathbf{k}',b'} - E_{\mathbf{k},b} - \hbar\omega_j(\mathbf{q})) + [n_{\mathbf{q},j} + 1] \delta(E_{\mathbf{k}',b'} - E_{\mathbf{k},b} + \hbar\omega_j(\mathbf{q}))\}, \quad (4)$$

where  $E_{\mathbf{k},b}$  is the energy of  $|\mathbf{k},b\rangle$  and  $n_{\mathbf{q},j}$  is the equilibrium phonon occupation number (Bose-Einstein distribution).

The electron-phonon scattering rates are calculated for all electronic bands within at least  $5k_B T + 200$  meV of the Fermi level, and for all phonon modes.

### E. Mobility

The low-field mobility  $\mu$  is obtained by the resolution of the Boltzmann transport equation in the stationary regime. Under the application of a constant electric field  $F$ , the distribution function in the state  $|\mathbf{k},b\rangle$  is given to the first order in  $F$  by  $f_b(\mathbf{k}) = f^0(E_{\mathbf{k},b}) + eFg_b(\mathbf{k})$ , where  $f^0$  is the Fermi-Dirac distribution function. In CNTs,  $g_b(\mathbf{k})$  is solution of the following equations:

$$\sum_{b'} \int g_b(\mathbf{k}) \{W_{\mathbf{k}b,\mathbf{k}'b'} [1 - f^0(E_{\mathbf{k}',b'})] + W_{\mathbf{k}'b',\mathbf{k}b} f^0(E_{\mathbf{k}',b'})\} - g_{b'}(\mathbf{k}') \{W_{\mathbf{k}'b',\mathbf{k}b} [1 - f^0(E_{\mathbf{k},b})] + W_{\mathbf{k}b,\mathbf{k}'b'} f^0(E_{\mathbf{k},b})\} dk' = \frac{2\pi}{L} v_b(\mathbf{k}) \left( \frac{\partial f^0}{\partial E} \right)_{E_{\mathbf{k},b}}, \quad (5)$$

where  $v_b(\mathbf{k}) = \hbar^{-1} \partial E_{\mathbf{k},b} / \partial k$  is the group velocity along the electric field and  $L$  is the length of the CNT. The mobility is then given by

$$\mu = -e \frac{\sum_b \int g_b(\mathbf{k}) v_b(\mathbf{k}) dk}{\sum_b \int f^0(E_{\mathbf{k},b}) dk}. \quad (6)$$

Equations (5) and (6) remain valid for graphene using the substitutions  $dk' \rightarrow d^2\mathbf{k}'$  and  $2\pi/L \rightarrow 4\pi^2/S$ , where  $S$  is the sample surface.

The linearized Boltzmann transport equation is solved exactly. Brillouin zone integrations are performed on a nonhomogeneous 1D grid for CNTs and on a triangular mesh for graphene (e.g., 8600  $k$ -points in one dimension and 17 124 triangles in two dimensions for a surface carrier density of  $13.6 \times 10^{12} \text{ cm}^{-2}$  and  $T = 300$  K).

## III. RESULTS AND DISCUSSION

### A. Application to graphene

Figure 1 presents the electrical resistivity  $\rho$  of graphene calculated versus temperature  $T$  for several carrier densities  $n_{2D}$ . In accordance with early theoretical predictions [17] and experiments [24], the resistivity is proportional to  $T^4$  at low temperature, while at higher temperature it varies

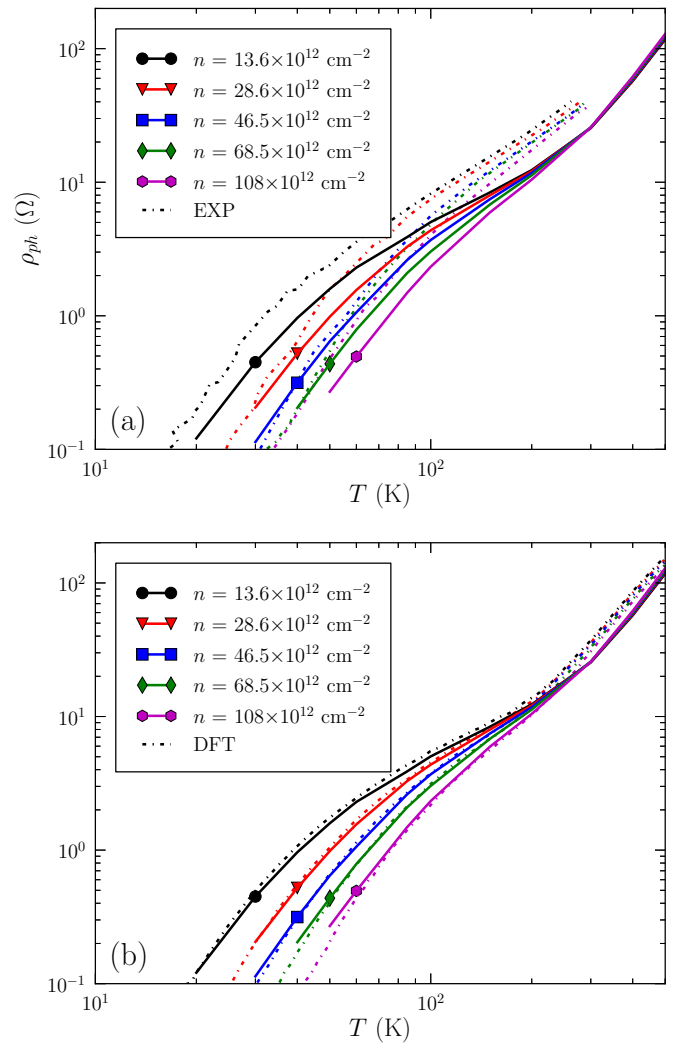


FIG. 1. (Color online) Comparison of the resistivity of graphene vs temperature for different hole densities. (a) Present work (solid lines) and experimental data (dotted lines), which correspond to the temperature-dependent part of the resistivity measured in Ref. [24]. (b) Present work (solid lines) and DFT calculations [23].

linearly with  $T$  (the threshold depends strongly on  $n_{2D}$ ). In the  $T^4$  regime, short-wavelength acoustic phonons are frozen out, restricting scattering processes to small scattering angles [17,24]. In agreement with DFT calculations [23], both LA and TA phonons contribute to the scattering in the  $T^4$  and  $T$  regimes. We also confirm that (i) in the  $T$  regime and above, the resistivity does not depend on  $n_{2D}$  [17,24]; (ii) at room temperature and above, the resistivity is enhanced by optical phonon scattering [20,23] so that it deviates from the  $T$  trend.

In Ref. [24], the resistivity of graphene was measured at high carrier density ( $n_{2D} > 10^{13} \text{ cm}^{-2}$ ). Its temperature-dependent component is displayed in Fig. 1 and is compared to our predictions. The agreement between theory and experiments is fairly good. As shown in Appendix B, in this range of carrier density, the resistivity is mainly limited by (intrinsic) phonon scattering, justifying the comparison. Also, the agreement is excellent with the DFT calculations of Ref. [23] [Fig. 1(b)].

In Appendix B, we show that our predicted resistivities also agree with the experimental data of Ref. [37] measured at lower carrier density. In that case, we have to include scattering by the surface optical (SO) phonons of the substrate. We also demonstrate in Appendix B that scattering by intrinsic phonons becomes more efficient than scattering by SO phonons, not only at low temperature because it involves lower energy phonons, but also at high temperature and high carrier density where SO phonon potentials are efficiently screened.

### B. Carrier mobility in CNTs

We consider now zigzag  $(n,0)$ , armchair  $(n,n)$ , chiral  $(2n,n)$ , and chiral  $(4n,n)$  CNTs.  $(n,n)$  and  $(4n,n)$  CNTs are always metallic. Zigzag  $(n,0)$  and chiral  $(2n,n)$  CNTs are metallic when  $n$  is a multiple of 3, and they are semiconducting otherwise. As discussed above, a gap is induced by the curvature in small-diameter metallic  $(n,0)$  CNTs. The electronic band structures of CNTs (Appendix C) are intimately related to that of graphene [1,2]. In the 2D  $k$  space of graphene, the 1D  $k$  vectors allowed for CNTs form a bundle of parallel lines along the tube direction, the separation between the lines being inversely proportional to the CNT diameter. This results in CNT band structures composed of successive subbands, one for each line. In these conditions, since carrier transport takes place within an energy window of a few  $k_B T$  around the Fermi surface, we anticipate that the transport properties of CNTs can reach those of graphene in three ways, namely by increasing (i) the tube diameter, (ii) the carrier density, or (iii) the temperature. In the three cases, the number of subbands in the transport energy window will increase in such a way that the 1D transport will progressively turn into 2D transport—the quantification of  $k$  perpendicular to the tube axis becoming irrelevant. Figure 2 illustrates the evolution of the mobility along the three ways. It shows that the mobility in CNTs actually tends to its limit in graphene but with very different behaviors depending on the nature of the CNTs. The reasons why are discussed below.

#### 1. Mobility versus diameter

The carrier mobility in CNTs calculated for  $n_{2D} = 10^{12} \text{ cm}^{-2}$  and  $T = 300 \text{ K}$  is plotted as a function of the

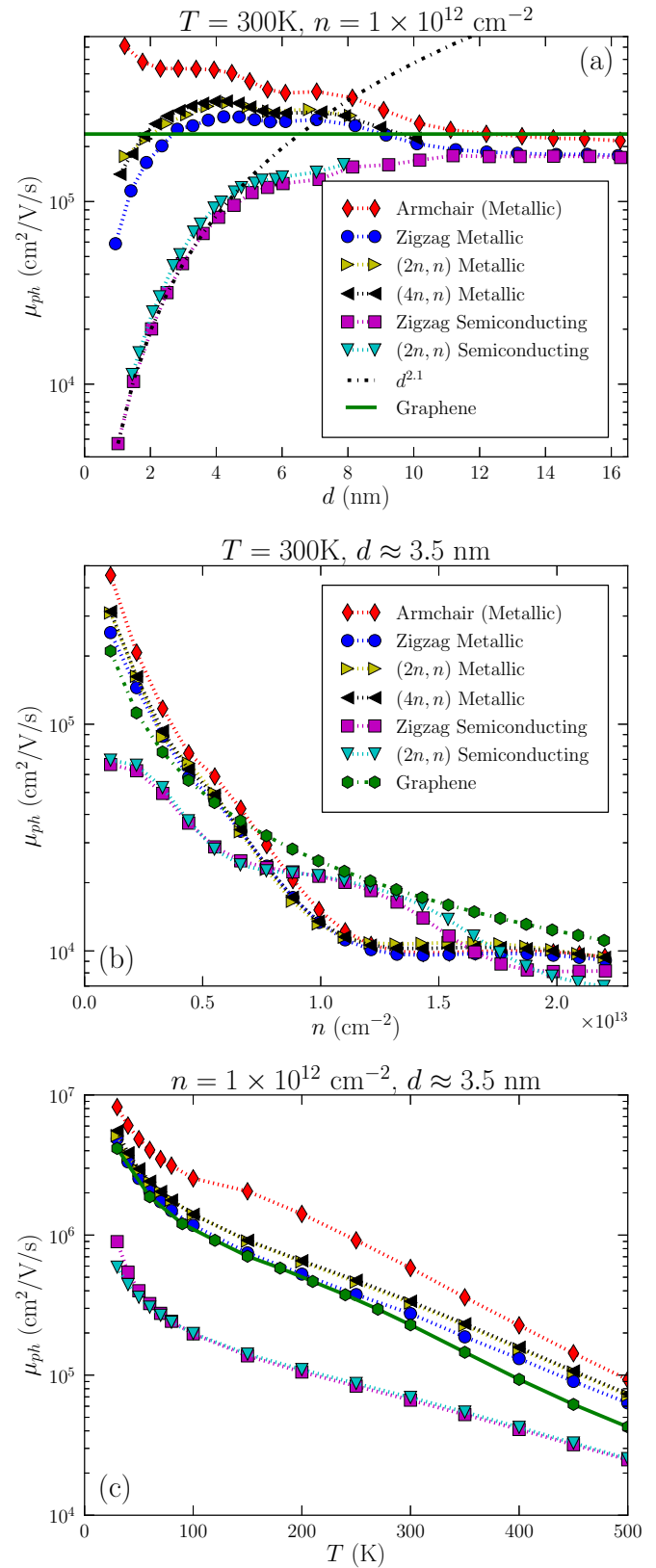


FIG. 2. (Color online) Phonon-limited mobility in CNTs with different chirality [armchair  $(n,n)$ , zigzag  $(n,0)$ , chiral  $(2n,n)$ , and chiral  $(4n,n)$ ] compared to graphene (green line) vs (a) diameter at 300 K and  $n_{2D} = 10^{12} \text{ cm}^{-2}$ , (b) carrier density at 300 K and  $d \approx 3.5 \text{ nm}$ , and (c) temperature at  $n_{2D} = 13.6 \times 10^{12} \text{ cm}^{-2}$  and  $d \approx 3.5 \text{ nm}$ .



diameter  $d$  in Fig. 2(a). The mobility is considerably smaller in semiconducting CNTs with  $d < 10$  nm than in metallic ones, and it is also much smaller than in graphene for the same carrier density. This is mainly due to the nonzero mass of the carriers since the bands are parabolic near their extrema. For  $d < 4$  nm, the mobility in zigzag semiconducting CNTs scales with diameter as  $d^{2.1}$ , in agreement with early predictions [29] and measurements [7]. An approximately quadratic relationship is also obtained for small-diameter  $(2n,n)$  semiconducting CNTs, as reported for different chiralities [32]. The important reduction of the mobility in semiconducting CNTs with decreasing size is due to the increase of the effective mass [32] and to the enhancement of electron-phonon coupling, in particular with radial breathing modes [2,29,31,32]. The strong enhancement of the electron-phonon coupling in small-diameter 1D conductors seems to be a general trend, as shown, for example, for electrons in thin Si nanowires [26,27]. For  $d > 10$  nm, the mobility in semiconducting zigzag CNTs saturates at a constant value, however it is smaller than in graphene for these particular  $T$  and  $n_{2D}$ . Quite generally, we have found that plateaus appear in mobility curves when the Fermi level lies between two subbands and the upper subband does not contribute to transport.

For metallic CNTs, the behavior of the mobility versus diameter is very different [Fig. 2(a)], as expected from the presence of linearly dispersive bands (Appendix C) [31,52]. At large diameter, the mobility is close to the value in graphene as several bands are populated, including parabolic bands that contribute to the diffusive transport. Interestingly, for  $n_{2D} = 10^{12}$  cm $^{-2}$  and  $T = 300$  K, the mobility in metallic zigzag CNTs saturates at the same plateau as in semiconducting ones for  $12 < d < 16$  nm.

At smaller diameter ( $4 < d < 12$  nm), only linearly dispersive bands are occupied in metallic CNTs (Appendix C), and the mobility increases because the number of allowed scattering processes decreases. The mobility is larger in armchair than in zigzag CNTs because there is no coupling to the LA phonons in the linear bands of armchair CNTs for symmetry reasons [31]. The total scattering by acoustic phonons is, therefore, much smaller in armchair CNTs (see Sec. III B 4 below). The difference between metallic armchair and zigzag CNTs is progressively reduced when the temperature or carrier density are increased [Figs. 2(b) and 2(c)], since carriers start to occupy parabolic bands in which the scattering by LA phonons is allowed, in both armchair and zigzag CNTs [31].

In metallic zigzag CNTs with small diameter ( $d < 3$  nm), the mobility suddenly decreases because the electron-phonon interaction increases considerably, in particular with LA and radial breathing modes [31], as in semiconducting CNTs. For very small diameters, the bands near the neutrality point become parabolic due to the curvature-induced gap, but the effect on the mobility is small for all carrier densities considered here.

The mobility in chiral metallic CNTs  $[(2n,n)$  or  $(4n,n)]$  follows the same trends as in zigzag metallic CNTs versus diameter, carrier density, or temperature. Similarly, the  $(2n,n)$  chiral CNTs show the same behavior as zigzag semiconducting CNTs. Therefore, chiral and achiral CNTs of the same nature (semiconducting/metallic) exhibit similar phonon-limited transport properties [32].

## 2. Mobility versus carrier density

We discuss now the evolution of the carrier mobility as a function of  $n_{2D}$ , the other parameters ( $T = 300$  K,  $d \approx 3.5$  nm) being kept constant [Fig. 2(b)]. For carrier densities of the order of  $10^{12}$  cm $^{-2}$ , the mobilities of the different types of CNTs span more than one order of magnitude. Two trends can be highlighted when  $n_{2D}$  is increased. First, the mobility decreases, almost exactly like  $1/n_{2D}$  as in the case of graphene (see the plot of  $\mu \times n_{2D}$  versus  $n_{2D}$  in Appendix D). The well-known independence of  $\mu \times n_{2D}$  (or the resistivity) on the Fermi energy or equivalently on the carrier density in graphene at 300 K [17,24] is approximately recovered in CNTs at high carrier density. Second, above  $\sim 2 \times 10^{13}$  cm $^{-2}$ , the mobilities of CNTs and graphene tend to converge to the same value. In that case, the integration over many subbands smooths out the effects resulting from the 1D character of the CNTs. For  $n_{2D}$  of the order of  $10^{12}$  cm $^{-2}$ , the mobility is higher in metallic CNTs than in graphene, but the situation is reversed when  $n_{2D}$  reaches a certain threshold (for example,  $\sim 7 \times 10^{12}$  cm $^{-2}$  for armchair CNTs). In fact, the mobility becomes smaller in metallic CNTs than in graphene when the parabolic subbands start to be occupied (Appendix C). The opposite situation arises when the Fermi level only crosses the linear bands.

## 3. Mobility versus temperature

The variations of the mobility with temperature at fixed carrier density ( $10^{12}$  cm $^{-2}$ ) and diameter (3.5 nm) are plotted in Fig. 2(c). At high temperature, the mobility in CNTs decreases roughly like  $1/T^\beta$  where the exponent  $\beta$  is close to unity as in graphene but differs slightly from case to case. However, for this particular diameter and carrier density, the spread of the calculated mobilities is still important at 500 K. This shows that the broadening and the averaging induced by the temperature are not sufficient to smooth out 1D band-structure effects at this diameter. As already discussed for graphene, the exponent  $\beta$  differs from unity because of the increasing role of optical phonons at high temperature. However, we show in the next section that the relative importance of optical phonons at high  $T$  strongly varies from one CNT to another, being huge in armchair metallic CNTs and remaining modest in semiconducting CNTs [zigzag or  $(2n,n)$ ].

## 4. Role of the different phonons

In this section, we clarify the relative importance of the different phonons for each type of CNTs, and we compare with the case of graphene.

Figure 3 shows the ratio between the mobility calculated by considering phonons with energy up to  $\hbar\omega$  and the mobility including all phonons. In graphene, this ratio has a plateau around 1.5 from 30 to 130 meV [green line in Fig. 3(b)]. This is consistent with previous studies [23], which reported that high-energy phonons contribute 30% of the resistivity in graphene at room temperature. Similar plateaus are found in CNTs but at different values: 2.5 for armchair CNTs, 1.25 for other metallic CNTs, and 1.05 for semiconducting CNTs ( $d \approx 3.5$  nm). This means that the relative impact of high-energy phonons depends strongly on the type of CNT. In armchair CNTs, this impact is huge—about 60% of the resistivity—because the coupling to

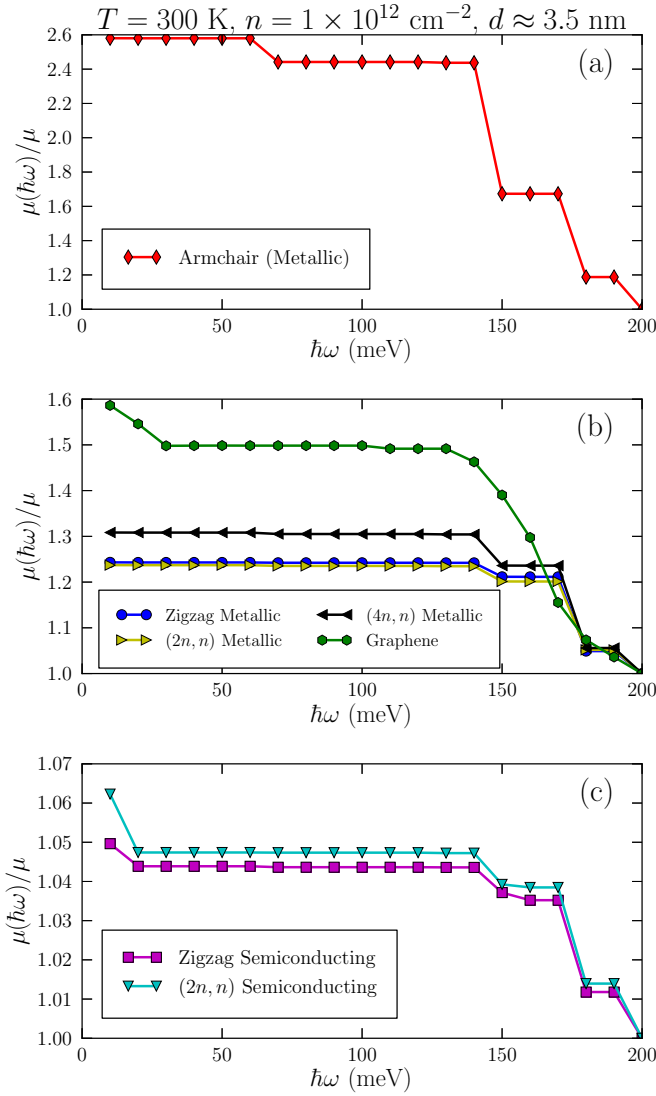


FIG. 3. (Color online) Ratio between the mobility calculated by considering phonons with energy up to  $\hbar\omega$  and the mobility calculated with all phonons (a) for armchair CNTs; (b) for zigzag,  $(2n, n)$ ,  $(4n, n)$  metallic CNTs, and graphene; and (c) for zigzag,  $(2n, n)$  semiconducting CNTs.  $d \approx 3.5$  nm,  $n = 10^{12}$  cm $^{-2}$ .

LA phonons is forbidden in the linear bands and therefore the relative contribution of the optical phonons is more important. The latter is about 20% in other metallic CNTs, and about 5% in semiconducting CNTs, since the coupling to acoustic phonons is typically strong in parabolic bands.

Figure 4 shows that 33% of the electrical resistivity of graphene at 300 K comes from the scattering by high-energy ( $>130$  meV) phonons, in agreement with recent *ab initio* calculations [23]. This ratio reaches 60% in 3.5 nm armchair metallic CNTs where the coupling to the LA phonons is weak. On the contrary, this ratio is only 5% in 3.5 nm semiconducting CNTs because the scattering by low-energy acoustic phonons is very strong and the mobility is low. The coupling to optical phonons also plays an important role in high-field transport in graphene and CNTs [53,54]. The impact of high-energy phonons increases with the temperature (Fig. 4). The contribution of these phonons to the resistivity

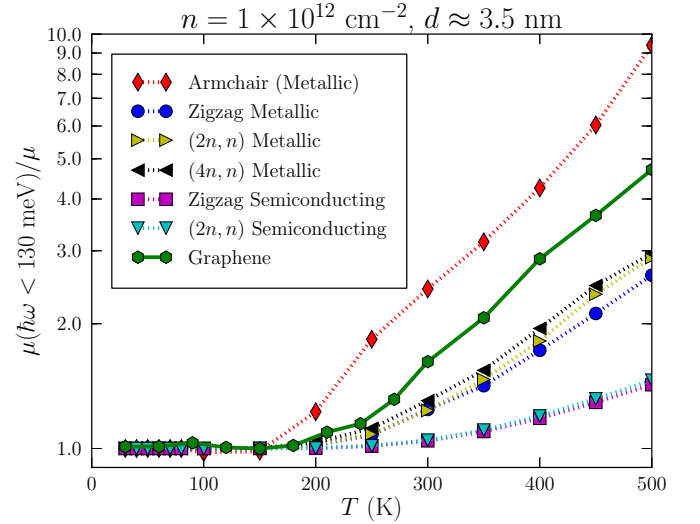


FIG. 4. (Color online) Ratio between the mobility calculated by considering phonons with energy below 130 meV and the mobility calculated with all phonons vs temperature.  $d \approx 3.5$  nm,  $n = 10^{12}$  cm $^{-2}$ .

reaches 10% at about 180, 210, 250, and 350 K in armchair CNTs, graphene, metallic CNTs, and semiconducting CNTs, respectively.

### 5. Mobility from CNTs to graphene

Figure 5 illustrates differently how the mobility in CNTs converges toward the value in graphene when the diameter is increased. The convergence is quite fast at high carrier density ( $13.6 \times 10^{12}$  cm $^{-2}$ ) and high temperature [ $T > 300$  K, Fig. 5(b)]. For example, at 500 K, the mobility is basically the same in the three kinds of investigated CNTs as in graphene for  $d \approx 5$  nm. The transition from 1D to 2D transport takes place above a certain diameter, which depends strongly on temperature and carrier density. Below this threshold, the transport properties depend strongly on the chirality through its effect on the band structure.

## IV. PERSPECTIVES

Experimentally, the diameter of single-walled CNTs, which are usually grown, is typically between 0.7 and 4 nm. However, a recent work reported the synthesis of single-walled CNTs in the 5–10 nm diameter range (5% of the CNTs even have a diameter above 10 nm) [55]. Therefore, we believe that the experimental observation of the 1D-2D transition is possible, in particular using the same approach allowing us to reach ultrahigh carrier densities up to  $4 \times 10^{14}$  cm $^{-2}$  in graphene [24].

Another interesting perspective of the present work would be to consider the effects of electron-electron interactions on the 1D-2D transition in CNTs. As discussed above, the transport properties in graphene at high carrier density and temperature ( $>20$  K) are unambiguously dominated by electron-phonon scattering. However, theoretical [56,57] and experimental [58] studies show that small-diameter metallic CNTs exhibit Luttinger-liquid behavior characterized by

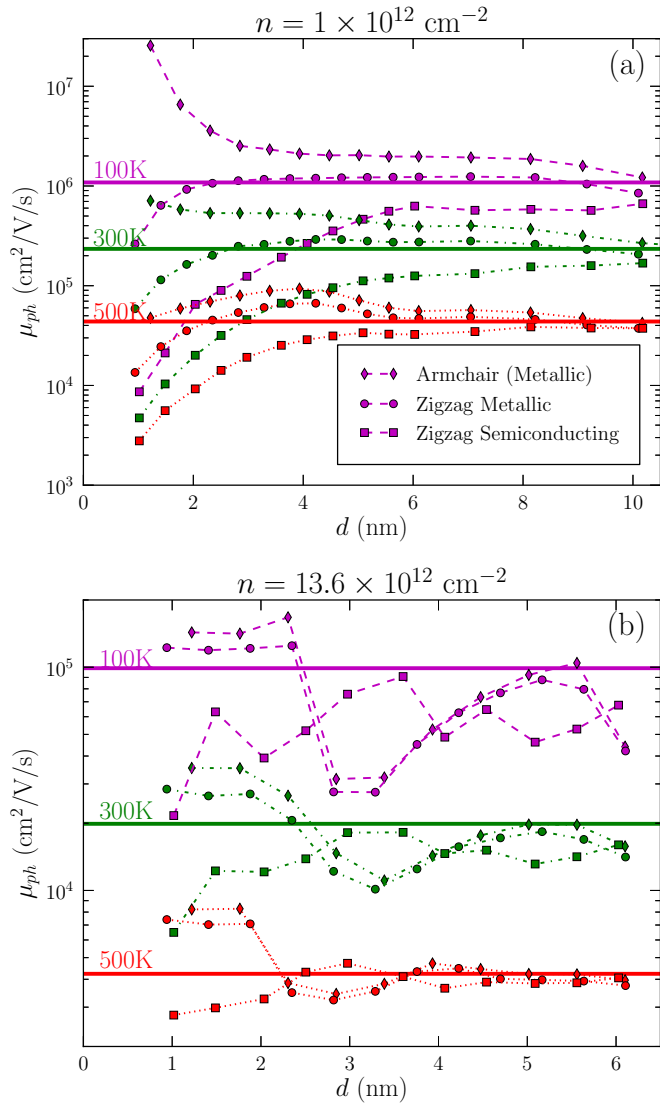


FIG. 5. (Color online) Phonon-limited mobility in CNTs vs diameter for  $T = 100$  K (dashed lines),  $300$  K (dash-dotted lines), and  $500$  K (dotted lines). Carrier density: (a)  $10^{12}$   $\text{cm}^{-2}$ , (b)  $13.6 \times 10^{12}$   $\text{cm}^{-2}$ . The horizontal lines indicate the mobility for graphene. The horizontal scale is smaller in (b) than in (a), highlighting the faster convergence of all the mobilities at high carrier density.

low-energy collective excitations of the electrons. In that case, the tunneling of carriers at energies near the Fermi level is strongly suppressed, so that the conductance increases as a power law with respect to temperature [58]. On the contrary, the conductance in semiconducting CNTs strongly decreases with temperature, as expected for diffusive transport limited by phonons [7]. All these works deal with small-diameter CNTs at low carrier density. Therefore, it would be extremely interesting to extend experimental studies on CNTs to larger diameter and higher carrier density. The electron-phonon interactions should indeed overcome electron-electron interactions when the number of populated subbands increases, in particular for parabolic bands. In these conditions, the carrier mobility in metallic CNTs should follow our predictions above certain thresholds that must be found.

## V. CONCLUSION

It is shown that the phonon-limited mobility in 1D CNTs approaches that of 2D graphene continuously by increasing the size of CNTs, the carrier density, or the temperature. The physics of this transition has been studied using atomistic calculations combining a tight-binding model for electrons, a force-constant model for phonons, the computation of all the electron-phonon couplings, and a full resolution of the Boltzmann transport equation. This approach gives carrier mobility in graphene in excellent agreement with experiments [24] and DFT calculations [23], and therefore it can be used to predict the mobility in CNTs in a wide range of configurations. The mobility in CNTs can be higher or lower than in graphene depending on chirality, diameter, carrier density, or temperature but it converges to the same value above varying thresholds. This 1D to 2D transition takes place when the number of subbands situated in the transport energy window is sufficiently large to smooth out the effect of the 1D confinement on the band structure and on the electron-phonon coupling.

## ACKNOWLEDGMENTS

This work was supported by the French National Research Agency (ANR) projects Quasanova (Contract No. ANR-10-NANO-011-02) and Noodles (Contract No. ANR-13-NANO-0009-02). Part of the calculations were run on the TGCC/Curie machine using allocations from GENCI and PRACE. H.M. and L.W. acknowledge support by the National Research Fund (FNR), Luxembourg (projects OTPMD and NanoTMD).

## APPENDIX A: PARAMETERS FOR THE 4NN FORCE CONSTANT MODEL

We have refitted the force constant method of Ref. [50] to an *ab initio* calculation of the phonon-dispersion of graphene using the ABINIT code [59]. The electronic structure is calculated in the local-density approximation (LDA) using a regular  $60 \times 60$  reciprocal mesh in the first Brillouin zone and an energy cutoff of  $35$  Ha using a LDA functional. A thermal Fermi-Dirac smearing of  $0.002$  Ha is employed. We find the optimized cell parameter to be  $4.631$  Å. The dynamical matrices were calculated using density-functional perturbation theory (DFPT) on a  $30 \times 30$   $q$ -mesh. Since LDA overbinds, i.e., phonon frequencies have the tendency to be slightly too high, a scaling factor is used such that the phonon frequencies of the LO/TO mode at Gamma match the experimental value [50].

The (real-space) force constants between two particular atoms  $a$  and  $b$  are defined as the second derivatives of the total energy of the system with respect to the displacements of atom  $a$  in direction  $i$  and of atom  $b$  in direction  $j$ :

$$C'_{ij} = \frac{\partial^2 E}{\partial x_i^a \partial x_j^b}. \quad (\text{A1})$$

In local coordinates, direction  $x_1$  is along the line connecting the two atoms,  $x_2$  is perpendicular to this line in the plane of the graphene sheet, and  $x_3$  is the out-of-plane direction. In this local reference frame, we define the longitudinal



TABLE I. Parameters of the 4NN force constant model with the off-diagonal couplings. The corresponding dispersion relation is shown in Fig. 6.

$n$	1	2	3	4
$\phi_n^l$ ( $10^4$ dyn/cm)	40.905	7.402	-1.643	-0.609
$\phi_n^{ti}$ ( $10^4$ dyn/cm)	16.685	-4.051	3.267	0.424
$\phi_n^{to}$ ( $10^4$ dyn/cm)	9.616	-0.841	0.603	-0.501
$\epsilon_n^{l/ti}$ ( $10^4$ dyn/cm)	0.000	0.632	0.000	-1.092
$\epsilon_n^{ti/l}$ ( $10^4$ dyn/cm)	0.000	-0.632	0.000	-1.092

forces, ( $\phi_n^l$ ), transverse in-plane ( $\phi_n^{ti}$ ), and transverse-out-of-plane ( $\phi_n^{to}$ ) forces that act on a particular atom when its  $n$ th nearest neighbor is displaced. In the conventional 4NN-force constant model, only these ‘‘diagonal’’ terms are fitted. In our model, we include also the ‘‘off-diagonal’’ coupling between the longitudinal direction and the transverse-in-plane direction ( $\epsilon_n^{l/ti}$  and  $\epsilon_n^{ti/l}$ ). The force-constant matrix for the interaction between two atoms in the local reference frame thus reads

$$\mathbf{C}'_n = \begin{pmatrix} \phi_n^l & \epsilon_n^{l/ti} & 0 \\ \epsilon_n^{ti/l} & \phi_n^{ti} & 0 \\ 0 & 0 & \phi_n^{to} \end{pmatrix}. \quad (\text{A2})$$

The off-diagonal force constants  $\epsilon_n^{l/ti}$  and  $\epsilon_n^{ti/l}$  obey the following relations [51]:

$$\begin{aligned} \epsilon_1^{l/ti} = \epsilon_3^{l/ti} = 0, \quad \epsilon_2^{l/ti} = -\epsilon_2^{ti/l}, \\ \epsilon_1^{ti/l} = \epsilon_3^{ti/l} = 0, \quad \epsilon_4^{l/ti} = \epsilon_4^{ti/l}. \end{aligned} \quad (\text{A3})$$

During the fitting, we have noticed that the off-diagonal terms of the second and the fourth nearest neighbor ( $\epsilon_2^{l/ti}$  and  $\epsilon_4^{l/ti}$ ) are essential. While a fairly decent fit of the phonon dispersion alone can be achieved without these off-diagonal terms, the correct ratio of the amplitudes of optical and acoustic phonon components in the transverse and longitudinal acoustic branches at  $q \neq 0$  can only be achieved with the inclusion of

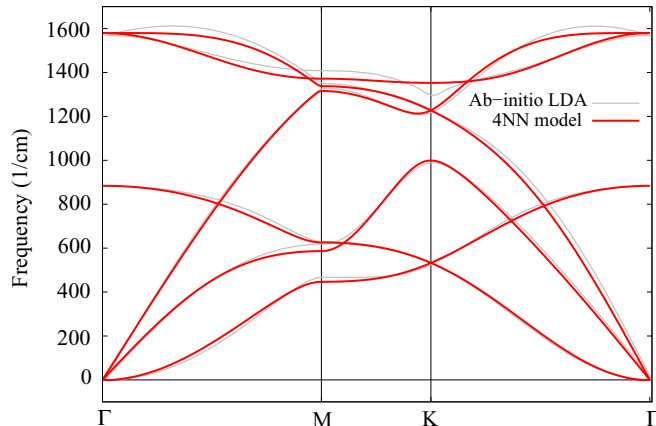


FIG. 6. (Color online) Phonon dispersion of graphene. The red lines are the frequencies calculated using the 4NN force constant model, and gray lines are DFT-LDA calculations using ABINIT.

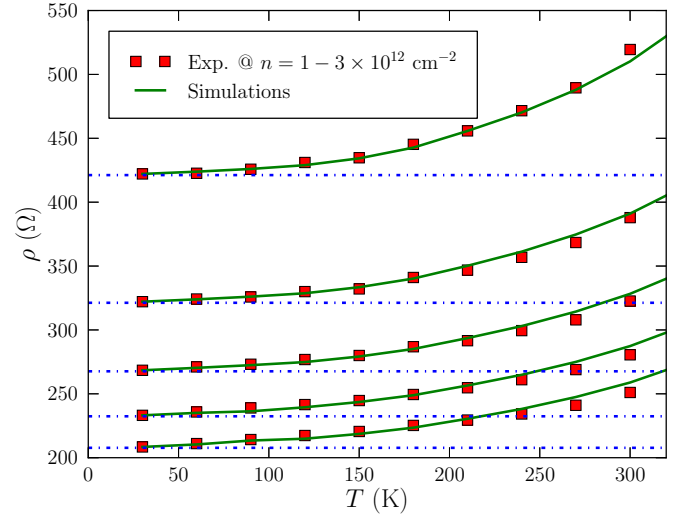


FIG. 7. (Color online) Comparison between our simulations (green dotted lines) and experimental data [37] (red markers) for the resistivity of graphene at carrier density varying from 1 to  $3 \times 10^{12} \text{ cm}^{-2}$  with a step of  $0.5 \times 10^{12} \text{ cm}^{-2}$ . The blue horizontal dotted lines represent the impurity-limited resistivity  $\rho_0$ .

the off-diagonal forces. By using the parameters in Table I, the *ab initio* ratio was reproduced to a very good degree. The comparison of the phonon-dispersion relations between the *ab initio* calculation and the 4NN force constant model is shown in Fig. 6. We note that the agreement is good but the 4NN model cannot reproduce the Kohn anomalies in the two highest-optical branches. This would require the inclusion of many more distant neighbor interactions in the model (even infinitely many, if one wants to reproduce the kink [51]). However, this does not seem to be necessary for our present study since the 4NN model gives electron-phonon scattering rates and carrier mobilities, in excellent agreement with *ab initio* calculations for graphene [23].

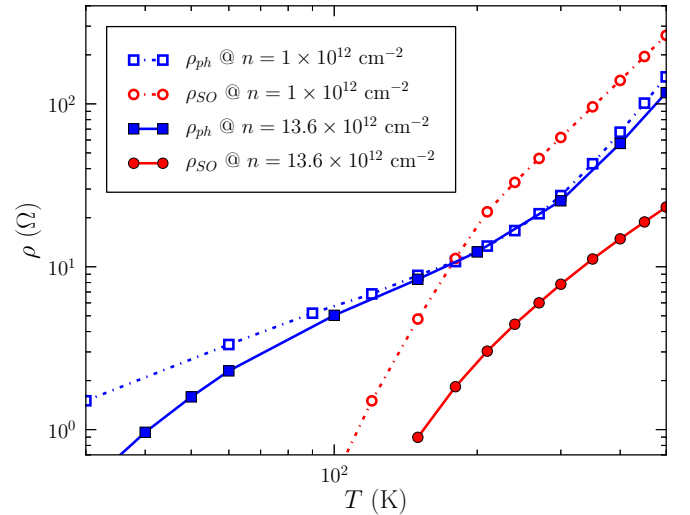


FIG. 8. (Color online)  $\rho_{ph}$  (blue markers) and  $\rho_{SO}$  (red markers) vs temperature at electron densities 1 (empty markers) and  $13.6 \times 10^{12} \text{ cm}^{-2}$  (filled markers).

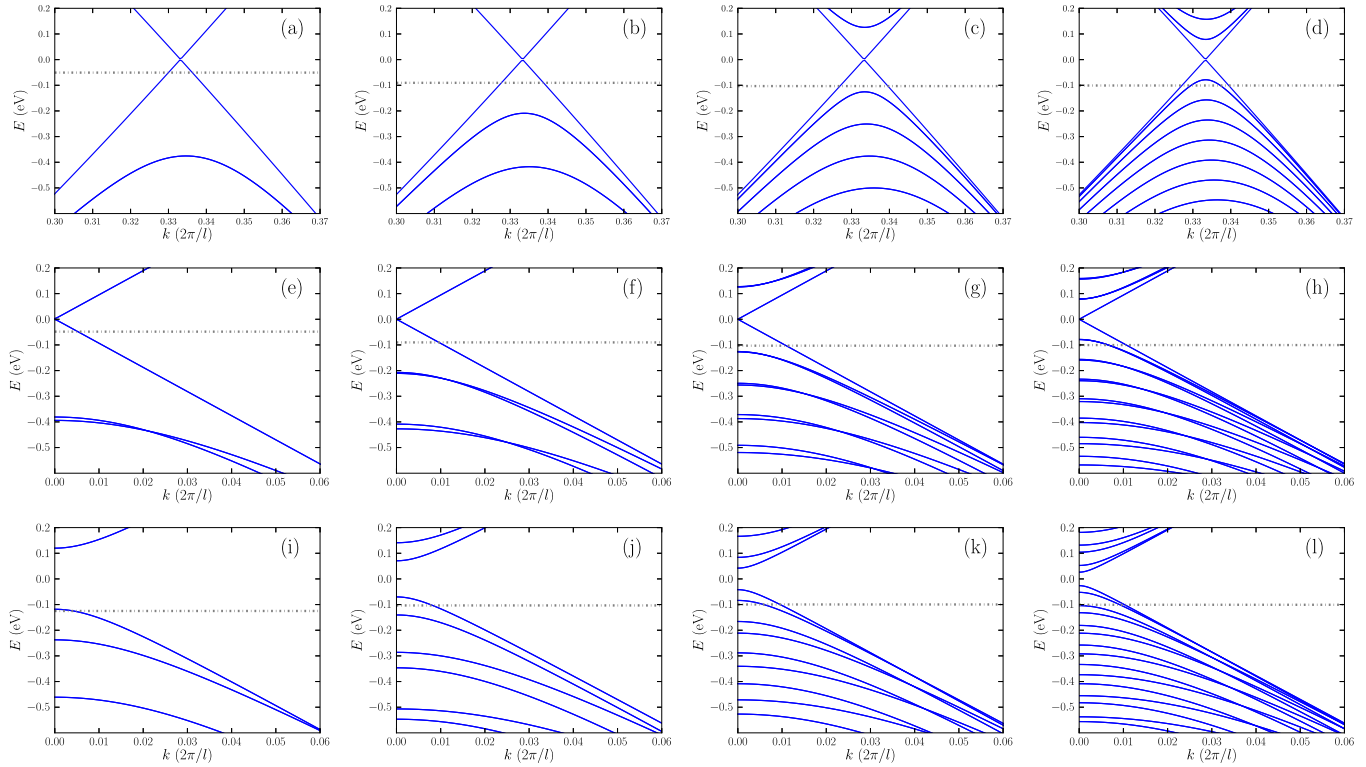


FIG. 9. (Color online) Band structures of metallic armchair (a)–(d), metallic zigzag (e)–(h), and semiconducting zigzag (i)–(l) CNTs with diameters of 3.5 [(a), (e), and (i)], 6 [(b), (f), and (j)], 10 [(c), (g), and (k)], and 16 nm [(d), (h), and (l)]. The 2D effective carrier density is fixed at  $10^{12} \text{ cm}^{-2}$ . The horizontal line represents the Fermi level at 300 K.

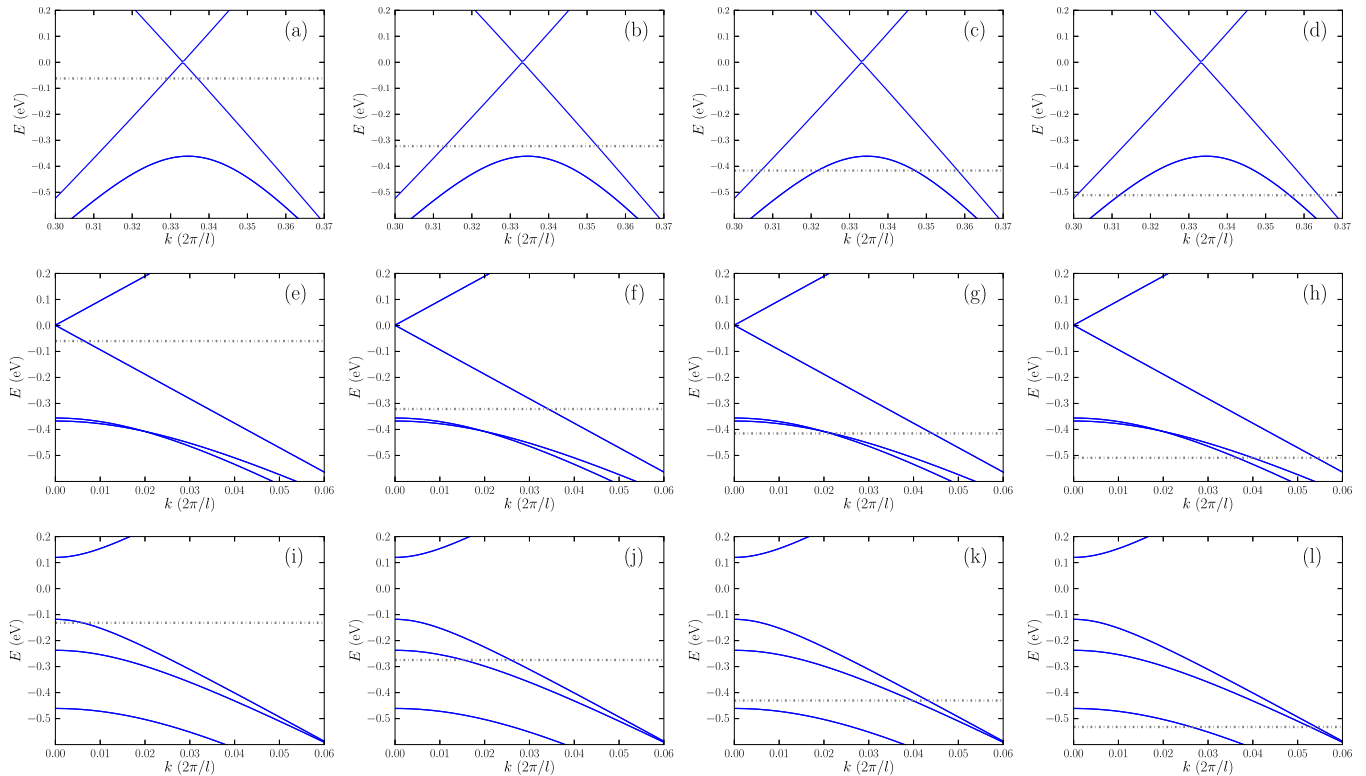


FIG. 10. (Color online) Evolution of the Fermi level at 300 K in the band structure of armchair (a)–(d), metallic zigzag (e)–(h), and semiconducting zigzag (i)–(l) with a diameter of 3.5 nm and 2D effective carrier density of 1 [(a), (e), and (i)], 6 [(b), (f), and (j)], 13 [(c), (g), and (k)], and  $20 \times 10^{12} \text{ cm}^{-2}$  [(d), (h), and (l)].

## APPENDIX B: RESISTIVITY OF GRAPHENE INCLUDING SURFACE OPTICAL PHONON SCATTERING

The resistivity of graphene was measured in Ref. [37] for carrier densities varying from 1 to  $3 \times 10^{12} \text{ cm}^{-2}$ . In the following, we show that this resistivity consists of three major components:

$$\rho(T) = \rho_0 + \rho_{\text{ph}}(T) + \rho_{\text{SO}}(T), \quad (\text{B1})$$

where  $T$  is temperature,  $\rho_0$  is due to impurities,  $\rho_{\text{ph}}$  is due to the intrinsic phonons of graphene, and  $\rho_{\text{SO}}$  is due to the surface optical phonons of the substrate.  $\rho_{\text{ph}}$  is calculated as described in the body of the paper.  $\rho_{\text{SO}}$  is calculated with the model of Ref. [60] in which  $\text{SiO}_2$  is considered for the substrate.  $\rho_0$  is determined by taking the difference between experimental data and the sum of  $\rho_{\text{ph}}$  and  $\rho_{\text{SO}}$  at 30 K. Figure 7 compares the results of the calculation with experimental data [37] in a wide range of temperature and for different electron densities  $n_{2\text{D}}$ . It is clear that they agree very well with each other.

Figure 8 shows the temperature dependence of  $\rho_{\text{ph}}$  and  $\rho_{\text{SO}}$ . At low temperature, the effect of the surface optical phonon scattering is not significant because the lowest surface optical phonon energy considered in the model is 59.98 meV. The surface optical phonon scattering is important at high temperature when the carrier density is low. It almost dominates the resistivity at  $n_{2\text{D}} = 10^{12} \text{ cm}^{-2}$ . However, at higher densities, its contribution becomes negligible due to strong screening [60].

## APPENDIX C: BAND STRUCTURES OF CNTs

Figure 9 shows the band structure of metallic armchair, metallic zigzag, and semiconducting zigzag CNTs for selected diameters. For small diameter CNTs, only the lowest band is involved in the transport. The effective mass of semiconducting CNTs decreases with increasing diameter, leading to higher mobility in CNTs with large diameter.

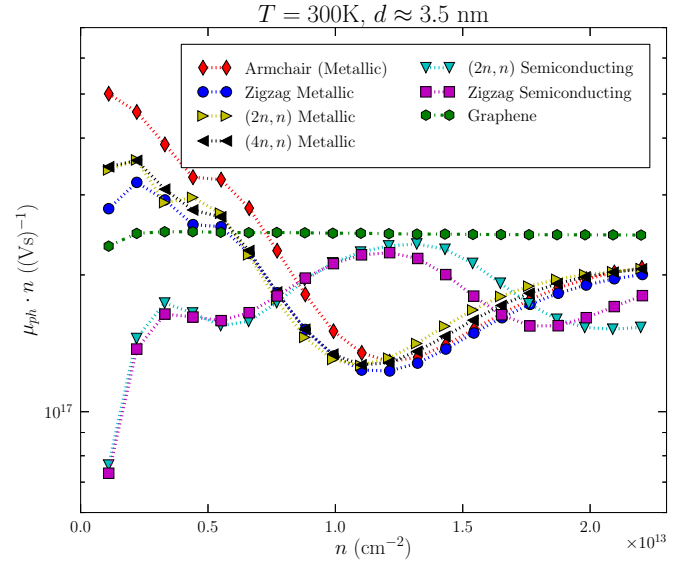


FIG. 11. (Color online) Mobility ( $\mu$ ) multiplied by the carrier density ( $n_{2\text{D}}$ ) vs  $n_{2\text{D}}$  in graphene and CNTs ( $T = 300 \text{ K}$ ,  $d \approx 3.5 \text{ nm}$ ). The same data but presented as  $\mu$  vs  $n_{2\text{D}}$  are shown in Fig. 2(b).

Figure 10 shows the position of the Fermi level in the band structure of CNTs with a diameter of 3.5 nm. This figure helps to interpret the results presented in Fig. 2(b). At high carrier density, more bands are included in the transport energy window. That brings in not only bands with finite effective mass, but also more scattering mechanisms.

## APPENDIX D: CARRIER DENSITY DEPENDENCE OF $\mu \times n_{2\text{D}}$

Figure 11 shows that, at 300 K, the product  $\mu \times n_{2\text{D}}$  does not depend on the carrier density  $n_{2\text{D}}$  in graphene. The same behavior is found for CNTs at high carrier density, but only approximate deviations are coming from band-structure effects.

- [1] R. Saito, G. Dresselhaus, and M. S. Dresselhaus, *Physical Properties of Carbon Nanotubes* (World Scientific, Singapore, 1998).
- [2] J.-C. Charlier, X. Blase, and S. Roche, *Rev. Mod. Phys.* **79**, 677 (2007).
- [3] A. Jorio, G. Dresselhaus, and M. Dresselhaus, *Carbon Nanotubes: Advanced Topics in the Synthesis, Structure, Properties and Applications*, Topics in Applied Physics (Springer, Berlin, 2007).
- [4] A. H. Castro Neto, F. Guinea, N. M. R. Peres, K. S. Novoselov, and A. K. Geim, *Rev. Mod. Phys.* **81**, 109 (2009).
- [5] S. V. Morozov, K. S. Novoselov, M. I. Katsnelson, F. Schedin, D. C. Elias, J. A. Jaszczak, and A. K. Geim, *Phys. Rev. Lett.* **100**, 016602 (2008).
- [6] K. I. Bolotin, K. J. Sikes, J. Hone, H. L. Stormer, and P. Kim, *Phys. Rev. Lett.* **101**, 096802 (2008).
- [7] X. Zhou, J.-Y. Park, S. Huang, J. Liu, and P. L. McEuen, *Phys. Rev. Lett.* **95**, 146805 (2005).
- [8] X. Ho, L. Ye, S. V. Rotkin, Q. Cao, S. Unarunotai, S. Salamat, M. A. Alam, and J. A. Rogers, *Nano Lett.* **10**, 499 (2010).
- [9] C. Biswas and Y. H. Lee, *Adv. Funct. Mater.* **21**, 3806 (2011).
- [10] L. M. Woods and G. D. Mahan, *Phys. Rev. B* **61**, 10651 (2000).
- [11] H. Suzuura and T. Ando, *Phys. Rev. B* **65**, 235412 (2002).
- [12] J. Jiang, R. Saito, G. G. Samsonidze, S. G. Chou, A. Jorio, G. Dresselhaus, and M. S. Dresselhaus, *Phys. Rev. B* **72**, 235408 (2005).
- [13] M. Machón, S. Reich, and C. Thomsen, *Phys. Status Solidi B* **243**, 3166 (2006).
- [14] A. C. Ferrari, *Solid State Commun.* **143**, 47 (2007).
- [15] T. Stauber, N. M. R. Peres, and F. Guinea, *Phys. Rev. B* **76**, 205423 (2007).
- [16] H. Suzuura and T. Ando, *J. Phys. Soc. Jpn.* **77**, 044703 (2008).
- [17] E. H. Hwang and S. Das Sarma, *Phys. Rev. B* **77**, 115449 (2008).
- [18] E. V. Castro, H. Ochoa, M. I. Katsnelson, R. V. Gorbachev, D. C. Elias, K. S. Novoselov, A. K. Geim, and F. Guinea, *Phys. Rev. Lett.* **105**, 266601 (2010).

- [19] V. Perebeinos and P. Avouris, *Phys. Rev. B* **81**, 195442 (2010).
- [20] K. M. Borysenko, J. T. Mullen, E. A. Barry, S. Paul, Y. G. Semenov, J. M. Zavada, M. B. Nardelli, and K. W. Kim, *Phys. Rev. B* **81**, 121412 (2010).
- [21] C. Attaccalite, L. Wirtz, M. Lazzeri, F. Mauri, and A. Rubio, *Nano Lett.* **10**, 1172 (2010).
- [22] K. Kaasbjerg, K. S. Thygesen, and K. W. Jacobsen, *Phys. Rev. B* **85**, 165440 (2012).
- [23] C.-H. Park, N. Bonini, T. Sohler, G. Samsonidze, B. Kozinsky, M. Calandra, F. Mauri, and N. Marzari, *Nano Lett.* **14**, 1113 (2014).
- [24] D. K. Efetov and P. Kim, *Phys. Rev. Lett.* **105**, 256805 (2010).
- [25] M. Luisier and G. Klimeck, *Phys. Rev. B* **80**, 155430 (2009).
- [26] W. Zhang, C. Delerue, Y.-M. Niquet, G. Allan, and E. Wang, *Phys. Rev. B* **82**, 115319 (2010).
- [27] N. Neophytou and H. Kosina, *Phys. Rev. B* **84**, 085313 (2011).
- [28] E. Mariani and F. von Oppen, *Phys. Rev. B* **82**, 195403 (2010).
- [29] V. Perebeinos, J. Tersoff, and P. Avouris, *Phys. Rev. Lett.* **94**, 086802 (2005).
- [30] L. E. F. Foa Torres and S. Roche, *Phys. Rev. Lett.* **97**, 076804 (2006).
- [31] V. N. Popov and P. Lambin, *Phys. Rev. B* **74**, 075415 (2006).
- [32] M. Z. Kauser and P. P. Ruden, *J. Appl. Phys.* **102**, 033712 (2007).
- [33] G. Pennington, N. Goldman, A. Akturk, and A. E. Wickenden, *Appl. Phys. Lett.* **90**, 062110 (2007).
- [34] S. O. Koswatta, S. Hasan, M. S. Lundstrom, M. P. Anantram, and D. E. Nikonov, *IEEE Trans. Electron. Dev.* **54**, 2339 (2007).
- [35] Y. Zhao, A. Liao, and E. Pop, *Electron Device Lett.* **30**, 1078 (2009).
- [36] T. Sohler, M. Calandra, C.-H. Park, N. Bonini, N. Marzari, and F. Mauri, *Phys. Rev. B* **90**, 125414 (2014).
- [37] K. Zou, X. Hong, D. Keefer, and J. Zhu, *Phys. Rev. Lett.* **105**, 126601 (2010).
- [38] W. A. Harrison, *Electronic Structure and the Properties of Solids: The Physics of the Chemical Bond*, Dover Books on Physics (W.H. Freeman and Company, San Francisco, Mineola, NY, 1980).
- [39] Y. M. Niquet, D. Rideau, C. Tavernier, H. Jaouen, and X. Blase, *Phys. Rev. B* **79**, 245201 (2009).
- [40] L. Genovese, A. Neelov, S. Goedecker, T. Deutsch, S. A. Ghasemi, A. Willand, D. Caliste, O. Zilberberg, M. Rayson, A. Bergman, and R. Schneider, *J. Chem. Phys.* **129**, 014109 (2008).
- [41] M. Krack, *Theor. Chem. Acc.* **114**, 145 (2005).
- [42] J. P. Perdew, K. Burke, and M. Ernzerhof, *Phys. Rev. Lett.* **77**, 3865 (1996).
- [43] L. Genovese, T. Deutsch, and S. Goedecker, *J. Chem. Phys.* **127**, 054704 (2007).
- [44] The computation was set up to guarantee an accuracy of at least 0.5 meV for the Kohn-Sham eigenvalues. This corresponds to a uniform wavelet grid with a spacing of 0.3 bohrs, and a Monkhorst-Pack mesh of  $36^2k$ -points, for a non-irreducible supercell of four carbon atoms. We took care to include explicitly the Dirac point in the Brillouin zone sampling.
- [45] M. Dresselhaus, G. Dresselhaus, R. Saito, and A. Jorio, *Phys. Rep.* **409**, 47 (2005).
- [46] C. L. Kane and E. J. Mele, *Phys. Rev. Lett.* **78**, 1932 (1997).
- [47] M. Ouyang, J.-L. Huang, C. L. Cheung, and C. M. Lieber, *Science* **292**, 702 (2001).
- [48] X. Blase, L. X. Benedict, E. L. Shirley, and S. G. Louie, *Phys. Rev. Lett.* **72**, 1878 (1994).
- [49] R. A. Jishi, R. M. Mirie, M. S. Dresselhaus, G. Dresselhaus, and P. C. Eklund, *Phys. Rev. B* **48**, 5634 (1993).
- [50] L. Wirtz and A. Rubio, *Solid State Commun.* **131**, 141 (2004).
- [51] O. Dubay and G. Kresse, *Phys. Rev. B* **67**, 035401 (2003).
- [52] J.-Y. Park, S. Rosenblatt, Y. Yaish, V. Sazonova, H. Üstünel, S. Braig, T. A. Arias, P. W. Brouwer, and P. L. McEuen, *Nano Lett.* **4**, 517 (2004).
- [53] Z. Yao, C. L. Kane, and C. Dekker, *Phys. Rev. Lett.* **84**, 2941 (2000).
- [54] M. Lazzeri, S. Piscanec, F. Mauri, A. C. Ferrari, and J. Robertson, *Phys. Rev. Lett.* **95**, 236802 (2005).
- [55] Z. J. Han and K. K. Ostrikov, *J. Am. Chem. Soc.* **134**, 6018 (2012).
- [56] R. Egger and A. O. Gogolin, *Phys. Rev. Lett.* **79**, 5082 (1997).
- [57] C. Kane, L. Balents, and M. P. A. Fisher, *Phys. Rev. Lett.* **79**, 5086 (1997).
- [58] M. Bockrath, D. Cobden, J. Lu, A. Rinzler, R. Smalley, L. Balents, and P. McEuen, *Nature (London)* **397**, 598 (1999).
- [59] X. Gonze, B. Amadon, P.-M. Anglade, J.-M. Beuken, F. Bottin, P. Boulanger, F. Bruneval, D. Caliste, R. Caracas, M. Côté, T. Deutsch, L. Genovese, P. Ghosez, M. Giantomassi, S. Goedecker, D. Hamann, P. Hermet, F. Jollet, G. Jomard, S. Leroux, M. Mancini, S. Mazevet, M. Oliveira, G. Onida, Y. Pouillon, T. Rangel, G.-M. Rignanese, D. Sangalli, R. Shaltaf, M. Torrent, M. Verstraete, G. Zerah, and J. Zwanziger, *Comput. Phys. Commun.* **180**, 2582 (2009).
- [60] A. Konar, T. Fang, and D. Jena, *Phys. Rev. B* **82**, 115452 (2010).