



**HAL**  
open science

## Ground covers in orchards: reservoirs and potential sources of inoculum of *Pseudomonas syringae*

Benoit Borschinger, Luciana Parisi, Christelle Lacroix, Charlotte Chandeysson, Caroline Guilbaud, Jean-François Bourgeay, Odile Berge, Elise Buisson, Cindy E. Morris

### ► To cite this version:

Benoit Borschinger, Luciana Parisi, Christelle Lacroix, Charlotte Chandeysson, Caroline Guilbaud, et al.. Ground covers in orchards: reservoirs and potential sources of inoculum of *Pseudomonas syringae*. 12. Rencontres Plantes-Bactéries, Centre National de la Recherche Scientifique (CNRS). FRA., Jan 2016, Aussois, France. hal-01608098

**HAL Id: hal-01608098**

**<https://hal.science/hal-01608098v1>**

Submitted on 3 Jun 2020

**HAL** is a multi-disciplinary open access archive for the deposit and dissemination of scientific research documents, whether they are published or not. The documents may come from teaching and research institutions in France or abroad, or from public or private research centers.

L'archive ouverte pluridisciplinaire **HAL**, est destinée au dépôt et à la diffusion de documents scientifiques de niveau recherche, publiés ou non, émanant des établissements d'enseignement et de recherche français ou étrangers, des laboratoires publics ou privés.

## Ground covers in orchards: reservoirs and potential sources of inoculum of *Pseudomonas syringae*

**Benoit Borschinger**<sup>1,2\*</sup>, L. Parisi<sup>1</sup>, C. Lacroix, C. Chandeysson<sup>1</sup>, C. Guilbaud<sup>1</sup>, J.F. Bourgeay<sup>1</sup>, O. Berge<sup>1</sup>, E. Buisson<sup>2</sup>, C.E. Morris<sup>1</sup>

1-INRA, Unité de Pathologie Végétale, Domaine de St Maurice, BP 94, 84140 Montfavet, France

2-IMBE, Université d'Avignon et des Pays de Vaucluse, UMR CNRS IRD Aix Marseille Université, Site Agroparc BP 61207, 84911 Avignon, France

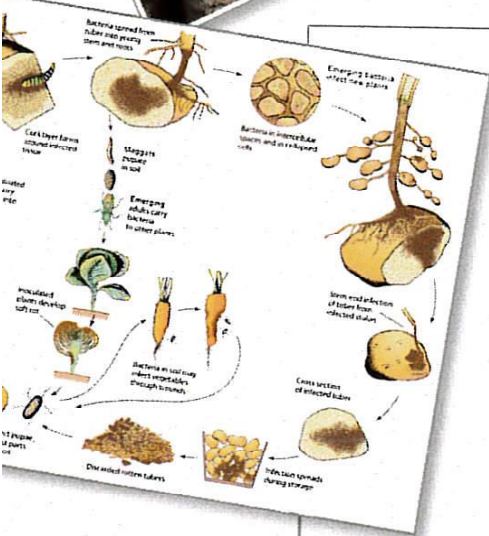
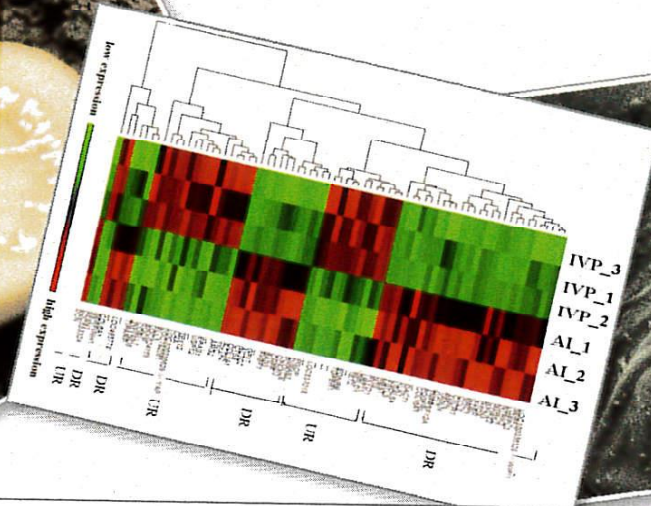

\*email address: benoit.borschinger@avignon.inra.fr

### Abstract

Blights and cankers of fruit trees caused by *Pseudomonas syringae* generate significant economic losses worldwide. Given the epiphytic lifestyle of *P. syringae* orchard ground covers represent a potential source of inoculum of *P. syringae* for fruit trees. They also represent a reservoir of bacterial diversity that could be beneficial for plant health via natural antagonistic and competitive interactions within the microbial flora. This microbial reservoir could be exploited for the development of ecological engineering practices, specifically the management of ground covers to reduce their negative impact on plant health and in particular as a source of pathogenic strains of *P. syringae*. Within the species *P. syringae* there is a very high genetic variability, and strains are distributed into 13 phylogroups (Berge et al., 2014) with very marked differences in pathogenicity among some of these phylogroups. Until now the only method for phylogenetic identification was the sequencing of specific and conserved genes. We have now replaced this with a PCR-based method allowing fast and accurate identification of 9 of the 13 current phylogroups (Borschinger et al., submitted). Here we will present the results of an exploratory study of *P. syringae* populations hosted by different compartments from 4 kiwifruit and 3 apricot orchards located in the southwest of France. The analysis of the phylogenetic structure of the *P. syringae* populations isolated from samples of ground cover, buds, leaves, twigs, irrigation water and soil, indicates a very large inter- and intra-orchard variability. Populations are largely constituted by an assembly of strains belonging to different phylogroups. Similarities between the phylogenetic structures of populations, and genetic similarities between strains, from different samples suggests a connection between these different compartments.

### References

- Berge, O., Monteil, C.L., Bartoli, C., Chandeysson, C., Guilbaud, C., Sands, D.C. and Morris, C.E. (2014) A user's guide to a data base of the diversity of *Pseudomonas syringae* and its application to classifying strains in this phylogenetic complex. PloS one 9, e105547.
- Borschinger, B., Bartoli, C., Chandeysson, C., Guilbaud, C., Parisi, L., Bourgeay, J.F., Buisson, E., Morris, C.E. (submitted) A set of PCRs for rapid identification and characterization of *Pseudomonas syringae* phylogroups. Journal of Applied Microbiology.



**12<sup>ÈMES</sup> RENCONTRES  
PLANTES-BACTÉRIES**  
11 - 15 JANVIER 2016  
CENTRE PAUL LANGEVIN  
73500 AUSSOIS

