



HAL
open science

Evaluation of soil intake by growing Creole young bulls in common grazing systems in humid tropical conditions

Stéfan Jurjanz, Claire Collas, Marie-Laure Lastel, Xavier Godard, Harry Archimède, Guido Rychen, Maurice Mahieu, Cyril Feidt

► To cite this version:

Stéfan Jurjanz, Claire Collas, Marie-Laure Lastel, Xavier Godard, Harry Archimède, et al.. Evaluation of soil intake by growing Creole young bulls in common grazing systems in humid tropical conditions. *Animal*, 2017, pp.1-9. 10.1017/51751731116002755 . hal-01607322

HAL Id: hal-01607322

<https://hal.science/hal-01607322v1>

Submitted on 26 May 2020

HAL is a multi-disciplinary open access archive for the deposit and dissemination of scientific research documents, whether they are published or not. The documents may come from teaching and research institutions in France or abroad, or from public or private research centers.

L'archive ouverte pluridisciplinaire **HAL**, est destinée au dépôt et à la diffusion de documents scientifiques de niveau recherche, publiés ou non, émanant des établissements d'enseignement et de recherche français ou étrangers, des laboratoires publics ou privés.

Evaluation of soil intake by growing Creole young bulls in common grazing systems in humid tropical conditions

S. Jurjanz^{1†}, C. Collas¹, M. L. Lastel^{1,2}, X. Godard³, H. Archimède⁴, G. Rychen¹, M. Mahieu⁴ and C. Feidt¹

¹UR Animal et Fonctionnalités des Produits Animaux (USC340), INRA-Université de Lorraine, 2 avenue de la Forêt de Haye, TSA 40602, 54518 Vandœuvre-lès-Nancy Cedex, France; ²Groupement de Défense Sanitaire, Habitation Carrère, 97232 Lamentin, Martinique, France; ³UE PTEA, Plate-forme Tropicale d'Expérimentation sur l'Animal (UE1294), INRA Antilles-Guyane, Domaine de Gardel, 97160 Le Moule, Guadeloupe, France; ⁴URZ, Unité de Recherches Zootechniques (UR143), INRA Antilles-Guyane, Domaine Duclos, Prise d'Eau, 97170 Petit-Bourg, Guadeloupe, France

(Received 20 May 2016; Accepted 24 November 2016)

Soil is the main matrix which contributes to the transfer of environmental pollutants to animals and consequently into the food chain. In the French West Indies, chlordecone, a very persistent organochlorine pesticide, has been widely used on banana growing areas and this process has resulted in a long-term pollution of the corresponding soils. Domestic outside-reared herbivores are exposed to involuntary soil intake, and tethered grazing commonly used in West Indian systems can potentially favour their exposure to chlordecone. Thus, it appears necessary to quantify to what extent grazing conditions will influence soil intake. This experiment consisted of a cross-over design with two daily herbage allowance (DHA) grazed alternatively. Six young Creole bulls were distributed into two groups (G1 and G2) according to their BW. The animals were individually tethered and grazed on a restrictive (RES) or non-restrictive (NRES) levels of DHA during two successive 10-days periods. Each bull progressed on a new circular area every day. The two contrasting levels of DHA ($P < 0.001$) were obtained via a different daily grazing surface area (RES: 20 m²/animal, NRES: 31 m²/animal; $P < 0.01$) offered to the animals by the modulation of the length of the tethering chain (RES: 1.9 m, NRES: 2.6 m). These differences in offered grazing areas resulted in DHA of 71 and 128 g DM/kg BW^{0.75}, respectively for RES and NRES treatments. As expected, the animals grazing on the reduced area realized a lower daily dry matter intake (DMI) (RES: 1.12 kg/100 kg BW, NRES: 1.83 kg/100 kg BW; $P < 0.05$) and present a lower organic matter digestibility (RES: 0.67, NRES: 0.73; $P < 0.01$) than NRES ones, due in part to the shorter post-grazing sward surface height (RES: 3.3 cm, NRES: 5.2 cm; $P < 0.01$) of their grazing circles. Soil intake was estimated on an individual level based on the ratio of the marker titanium in soil, herbage and faeces. Grazing closer to the ground, animals on RES treatment ingested a significantly higher proportion of soil in their total DMI (RES: 9.3%, NRES: 4.4%; $P < 0.01$). The amount of ingested soil in the diet was not significantly different between the two treatments (RES: 98 g/100 kg BW, NRES: 78 g/100 kg BW; $P > 0.05$) due to the lower DMI of RES compared with NRES treatment.

Keywords: soil intake, beef cattle, tethering, stocking rate, pasture allowance

Implications

Today, ensuring food safety in livestock production systems is a major concern. Regarding the exposure of free range livestock to persistent organic pollutants, such as chlordecone in the French West Indies, ingestion of polluted soils by farm animals has to be considered as a major contributor to their contamination. Indeed, herbivores at pasture are shown to transfer such pollutants since they can ingest significant amounts of soil in addition to herbage. This work allowed an evaluation of the soil intake of tethered cattle grazing in

tropical conditions to identify agronomical practices for reducing soil intake and to establishing recommendations for grazing management.

Introduction

Feeding management of pasture for domestic herbivores presents lots of nutritional, economic and environmental advantages. These include grass being a well-balanced and cheap source of nutrients (Peyraud and Delaby, 2001), maintaining natural and marginal grasslands, and contributing to animal welfare (Burow *et al.*, 2013). However, grazing also enhances soil intake by herbivores (soil particles on vegetation,

[†] Email: stefan.jurjanz@univ-lorraine.fr

root intake, Abrahams and Steigmajer, 2003) resulting in an increased exposure to gastrointestinal parasites (Stromberg, 1997) and environmental contaminants (Laurent *et al.*, 2005). Although ingested soil may be a source of mineral nutrients for animals (Thornton and Abrahams, 1983), several studies pointed out soil as being one of the main matrices for pollutants transfer to outside-reared animals (Beresford and Howard, 1991; Fries, 1995; Matscheko *et al.*, 2002). Lipophilic properties of the persistent organic pollutants are responsible for their adsorption on soil components, which enables soil to retain and accumulate pollutants in the horizon surface longer than the other matrices (also called memory effect) (Jones *et al.*, 1989; Duarte-Davidson and Jones, 1996). Therefore, the exposure of free range animals to pollutants is closely linked to the amount of soil ingested which can be particularly high for some ruminants, up to 14% of the daily dry matter intake (DMI) in cattle (Fries *et al.*, 1982), and up to 30% of DMI in sheep (Thornton and Abrahams, 1983) reported on pastures in very extensive temperate systems. Several authors reported that soil-bound persistent organic pollutants such as polychlorinated biphenyls in lactating goats (Feidt *et al.*, 2013) and piglets (Delannoy *et al.*, 2015), but also for chlordecone (CLD) in piglets (Bouveret *et al.*, 2013) and growing lambs (Jurjanz *et al.*, 2014) are highly bioavailable and fully absorbed in the digestive tract. Consequently, an accurate quantification of soil intake is required to evaluate the risk for food safety.

The French West Indies suffer from extensive pollution with CLD, a polycyclic ketone pesticide used until 1993 to fight against banana black weevil (*Cosmopolites sordidus*). The transfer of this pesticide into the food chain may engender severe damages on human health (Cabidoche *et al.*, 2009; Multigner *et al.*, 2016). Post-tethered grazing is a practice commonly used in Caribbean Islands where 20% to 30% of animal producers manage a limited number of animals which are grazing on non-standard pasture areas (e.g. tethered at roadsides, on cane or banana field borders, in fallow areas or in orchards). However, when these practices are carried out on a limited area they can result in limited daily herbage allowance (DHA) and herbage losses due to trampling and deposition of faeces. Such reduced herbage offer would usually result in animals grazing closer to the soil, favouring greater soil intake. Most studies on soil intake by domestic herbivores were performed in temperate grazing conditions (Healy 1968; Fries *et al.*, 1982; Jurjanz *et al.*, 2012). Meanwhile, no data are available for humid tropical Caribbean conditions or for post-tethered cattle to evaluate soil intake in these specific grazing systems. Indeed, the high grass production enhanced usually high stocking rates which could increase the risk of soil intake. This is a real difference to studies on soil intake in more or less extensive strip grazing systems in temperate (Fries *et al.*, 1982; Jurjanz *et al.*, 2012) or arid regions (Kirby and Stuth, 1980). These studies identified in temperate conditions sward height and herbage allowance as main variation factors of soil intake. These farm-like factors are probably also relevant for tropical conditions even if the precise effect on soil intake of reduced herbage offer by tethered grazing and high stocking rates remains unknown.

The following trial aimed to evaluate the soil intake of post-tethered growing Creole bulls grazed in tropical conditions in order to evaluate the risk for exposure to soil-bound pollutants in these systems. Feed allowance was the variation factor studied using two contrasted levels of DHA (restrictive (RES) and non-restrictive (NRES)). These two DHA levels were achieved adapting daily surface area (DSA) offered to the animals according to pre-grazing sward surface height (SSH) (controlled factor). Daily herbage allowance and DSA variations were obtained by different chain lengths between the post and animal's neck. The assumption can be made that the restrictive DHA could result in a higher soil intake for RES than NRES animals grazing a non-restrictive DHA. The first hypothesis is that the restrictive DHA could make that RES animals graze closer to the ground which would increase direct or indirect soil intake. The second hypothesis is that the low DSA associated to the restrictive DHA could favour trampling and intake of dirty herbage by RES animals. Finally, the third hypothesis assumes that the NRES level would lead to similar soil intakes than those reported in temperate conditions but RES level would increase this intake in an extent to be determined.

Material and methods

The experiment was conducted in farm-like conditions in accordance to the European Union and national legislation on animal care.

Treatments and experimental design

The experiment was performed at the Experimental Station 'Duclos' of the French INRA Institute (Petit-Bourg, Guadeloupe, France) (16°12'04.8"N, 61°39'53.4"W; altitude: 111 m) from 25 February to 5 April 2015). Six weaned bulls of the breed Creole of Guadeloupe (*Bos taurus*) alternatively received either a restrictive DHA of 71 g DM/kg BW^{0.75} or a higher daily herbage allowance of 128 g DM/kg BW^{0.75}. These DHA measured 2 cm above the ground level, corresponded to less than, or a satisfying level in respect to the requirements of moderate cattle growth (INRA, 2010). These two treatments were tested in a cross-over design during two successive 10-days periods (Period 1 from 18 to 27 March, Period 2 from 27 March to 5 April 2015) (Figure 1). Samples of herbage and faeces were taken during the last 5 days of each period. Animals were post-tethered and constrained by a chain from their neck to a post to graze in a limited circular area. Minimum and maximum temperature was on average 19.6 ± 0.2 and 28.1 ± 0.2°C during period 1, and 20.3 ± 0.4 and 27.9 ± 0.2°C during period 2 (mean ± SE). Mean daily rainfall was 2.15 ± 0.75 and 6.80 ± 2.85 mm for periods 1 and 2, respectively (mean ± SE).

Animals and pre-experimental period

The six bulls were born between 5 May and 9 July 2014 at the INRA station 'Gardel' (Le Moule, Guadeloupe, France). After weaning, the animals were accustomed on a neighbouring plot covered by the same herbage type to tethered grazing in a pre-experimental period from 25 February to 17 March 2015.







| | | | |
|--|---|--|---|
| | <p>RES treatment DHA: 71 g DM/kg BW^{0.75} DSA : 20 m²; Chain length: 1.9 m</p>  | <p>NRES treatment DHA: 128 g DM/kg BW^{0.75} DSA : 31 m²; Chain length: 2.6 m</p>  | <p>5 measurement days of each period:</p> <p>Sward biomass and quality</p> <ul style="list-style-type: none"> - Sward samples for determination of DM, OM, ash and CP contents |
| <p>Period 1</p> <p>5 adaptation days + 5 measurement days</p> | <p>Group 1 (n=3)</p>  <p>A1 A2 A3</p> | <p>Group 2 (n=3)</p>  <p>A4 A5 A6</p> | <p>OM and DM intake</p> <ul style="list-style-type: none"> - Faecal samples for determination of faecal output and OM digestibility |
| <p>Period 2</p> <p>5 adaptation days + 5 measurement days</p> | <p>Group 2 (n=3)</p>  <p>A4 A5 A6</p> | <p>Group 1 (n=3)</p>  <p>A1 A2 A3</p> | <p>Soil intake</p> <ul style="list-style-type: none"> - Herbage, faeces and soil samples for determination of titanium contents |

Figure 1 Cross-over design and main measurements. RES = restrictive treatment, NRES = non-restrictive treatment, DHA = daily herbage allowance, DSA = daily surface area.

This period allowed estimation of the daily herbage allowances for RES and NRES treatments and to calibrate surfaces offered to the animals at the experimental conditions. The young bulls were divided into two groups (G1 and G2) depending on age (G1: 9.0 ± 0.1 and G2: 9.3 ± 0.7 months old; mean \pm SE) and body weight (BW) determined by a barymetric ribbon (G1: 174.7 ± 11.3 kg; G2: 152.3 ± 15.8 kg; mean \pm SE). The first group was assigned to the RES treatment in period 1 and to the NRES treatment in period 2, and vice versa for the second group.

Grazing management

Animals were tethered grazed on a Para grass pasture (*Brachiaria mutica*) divided into two plots for each experimental period. The two plots were mown beforehand to 3 cm on two different dates to ensure the same time of regrowth and identical vegetation stage for measurements. A mineral fertilization of 100 kg/ha (NPK 27-9-18) was applied on both plots after the mowing. Every morning at 0800 h, each young bull was offered fresh herbage by moving its post on a new area to control daily herbage allowance and limit intake fluctuations (Figure 2). Posts were spaced 9.20 m from each other to avoid any contamination of a grazing circle by faeces of another individual (for intake measurements). The two contrasted levels of DHA (RES: 71 g DM/kg BW^{0.75}; NRES: 128 g DM/kg BW^{0.75}) were attained by variation of the daily surface offered to the animals, modulated by animal neck-to-post chain length. Daily surface allowance was individually calculated using the average SSH and a regression of the corresponding SSH–herbage mass. Sward surface

height was measured in the next circle to be grazed by animals, every day before moving them into this circle. Sward surface height herbage regression between SSH and herbage mass was realized during the pre-experimental period using a large range of SSH, to estimate the available herbage mass in grazing circles (see 'Vegetation characteristics' section).

Vegetation characteristics

Sward surface height and herbage mass were simultaneously recorded from 6 to 31 March 2015 in several 30×30 cm quadrats (900 cm^2), randomly selected in both plots in a large range of SSH (3.5 to 27.5 cm) out of areas reserved for grazing circle in order to establish the SSH–herbage mass regression. One measure of SSH per quadrat was measured using a herbometer (Herbometre[®], Arvalis, Paris, France), following which herbage inside each quadrat was cut with a lawn-mower (Isio, Lithium-Ion Technology; Bosch, Renningen, Germany) to 2 cm above ground level. Herbage was weighed and one sample per quadrat was dried for 48 h at 60°C to determine herbage DM content and then calculate herbage mass and establish the SSH–herbage mass regression. Fifteen pre-grazing SSH measurements were made in each grazing circle before the animals entered so that chain length could be determined using the SSH–herbage mass regression according to the targeted restrictive and normal DHA. Post-grazing SSH was also measured every day from 15 random points per circle. Herbage was sampled twice daily during the last 5 days of each period near each grazing circle in order to not interfere with the herbage allowance provided by the circle, using the previously described methodology (cutting at 2 cm of the ground level with a lawn-mower). Samples were washed in

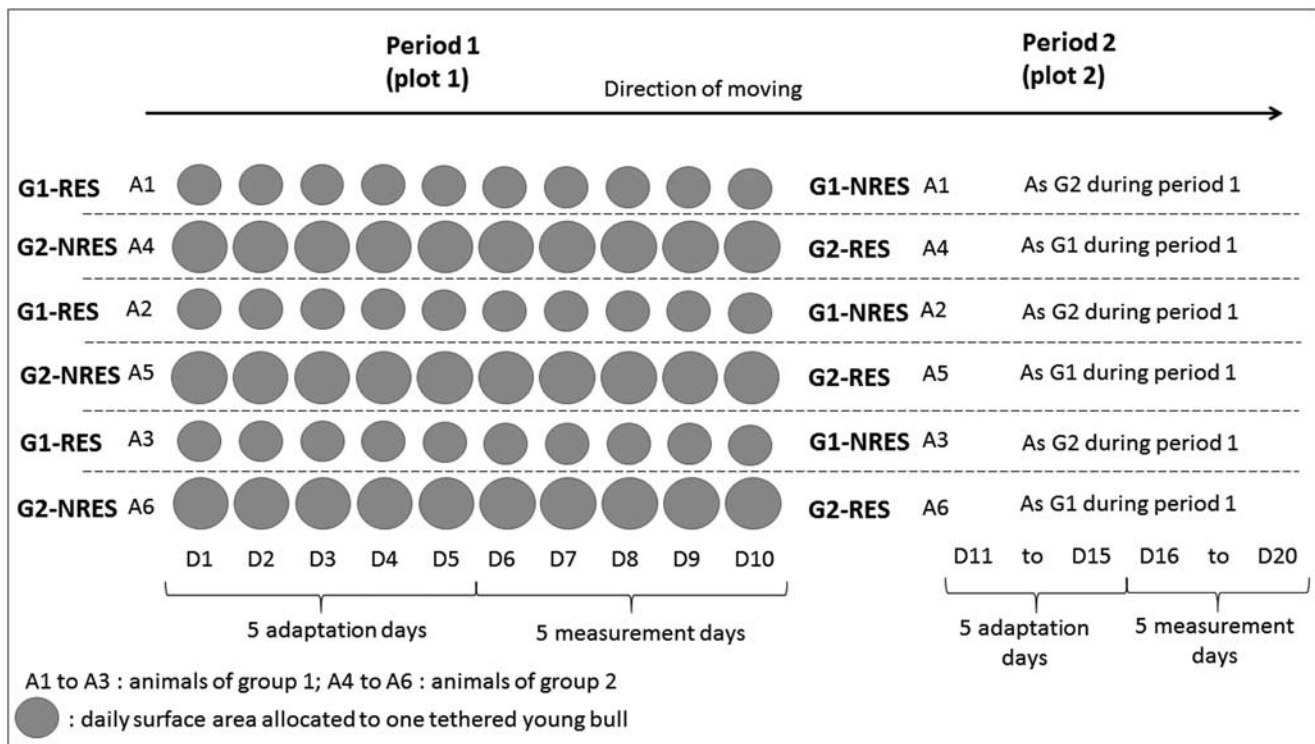


Figure 2 Grazing management of the two groups of tethered young bulls (G1: animals A1 to A3, and G2: animals A4 to A6) during the ten days (period 1: D1 to D10, period 2: D11 to D20) of each experimental period.

water at 30°C with detergent (TFD4 at 3%) to remove soil particles, then weighed and dried at 60°C until constant weight to determine DM content. These DM values allowed to calculate *a posteriori* the estimate the daily herbage mass offered to each animal. The 10 samples for each animal and period were combined in equal proportions to form one per animal and per period for analysis of organic matter (OM), ash (incineration at 550°C during 6 h) and CP contents (Dumas method, AOAC Official Method 990.03, AOAC International, 2005) by URZ laboratory (INRA Guadeloupe, France, using a 'Rapid N Cube' by Elementar Analysensysteme GmbH) and for titanium (Ti) content (Inductively Coupled Plasma Mass Spectrometry method, Limit of quantification LOQ = 5 mg Ti/kg DM; see 'Soil intake' section) by laboratory UT2A (Ultra Traces Analyses d'Aquitaine, Pau, France).

Dry matter intake

Daily DMI was estimated for each animal for the last 5 days of each period (23 to 27 March for period 1 and 1 to 5 April for period 2) as:

$$DMI = OMI \times 100 / OMh$$

where OMh is the OM content (in %) of ingested herbage, and OMI the OM intake calculated as follows:

$$OMI = FO / (1 - OMD)$$

where FO is the faecal output over 24 h expressed in OM, calculated with the dry weight of faeces over 24 h and the faecal OM content, and OMD the OM digestibility of the diet expressed as a decimal value. The proportion of ingested soil

can reduce the estimated DM digestibility of the diet and can affect the corresponding daily DMI (Jurjanz *et al.*, 2012). To avoid this bias we first calculated the daily OMI, then added the proportion of ash ingested to obtain the daily DMI for each cattle. Faeces were collected once a day every morning after animals moved into a new grazing circle. One faecal sample was taken from each individual, taking care to avoid vegetal or soil contamination. Remaining daily faecal samples were collected from each animal and weighed for faecal output estimation. The five daily faecal samples of each animal were pooled in identical proportions to one sample per animal and per period, each of which were weighed and dried at 60°C (until constant weight) to determine contents of DM, OM, ash, CP and Ti using the methods described above for grass samples. Organic matter digestibility was estimated from faecal CP content according to Boval *et al.* (1996):

$$OMD = 0.983 - 4.002 / \text{faecal CP, in which faecal CP is expressed in g/kg DM}$$

Intense rain prevented the collect of faeces the 3rd April so daily intake was measured during only 4 days at the second period.

Soil intake

During each of the 5 measurement days of each period, three soil samples (top 5 cm depth) were carried out with an auger in each grazing circle. In order to avoid damage to herbage before grazing which could favour soil intake, this sampling was carried out when animals had left the circle. Gravel and

pieces of vegetation were removed from samples and the three daily samples were pooled to an individual daily pool. Then, 300 g of each daily sample were pooled to form one soil sample per animal and per period, which was wet sieved, dried at 60°C (until constant weight) to determine DM and Ti content (method previously described for herbage samples). Soil intake rate (SiR) was calculated as a percentage of DMI according to Beyer *et al.* (1994):

$$\text{SiR (\% of the totally ingested DM)} = \frac{(\text{Tih} - \text{Tif} + \text{DMD} \times \text{Tif})}{(\text{DMD} \times \text{Tif} - \text{Tis} + \text{Tih})}$$

where Tih, Tif and Tis are the Ti contents in herbage, faeces and soil, respectively. DMD is the DM digestibility of the diet estimated as follows:

$$\text{DMD} = (\text{OMD} \times \text{qOM}) + (0.57 \times \text{qMM})$$

where OMD is the previously calculated value with the Boval *et al.* (1996) equation, qOM and qMM are the faecal proportions of organic and mineral matter, respectively, expressed as decimal values, and 0.57 is the average ash digestibility in beef cattle according to Wagner *et al.* (1977). Soil intake amount (SiA) was then individually calculated using DMI and the proportion of soil in the DM. Beyer *et al.*'s equation (1994) stresses the necessity of a high marker content ratio soil/herbage. Therefore, Ti, abundant in soils (several grams per kg; Abrahams and Blackwell, 2013) but present only in small concentrations in herbage (usually <10 mg/kg; Abrahams and Blackwell, 2013) is a suitable indigestible marker in accordance with literature (Healy, 1968; Smith *et al.*, 2009; Abrahams and Blackwell, 2013). As Ti absorption in animals is negligible, any faecal Ti can be attributed to ingested soil.

Statistical analyses

Statistical analyses were performed using R software (version 3.2.3) (R Development Core Team, 2016). Herbage (grazing management, herbage quality), soil (Ti content) and animal (OMI and DMI, soil intake) variables were tested using linear mixed models with treatment and period as fixed effects, and individual as a random effect. Individual animals were used as the experimental unit. Normality of residuals was checked using Shapiro–Wilk tests. The levels of studied factors were compared by the means using the 'glht' function of 'multcomp' package (Tukey's correction) ($P < 0.05$).

Results

Vegetation characteristics

The treatment effect of the DSA per animal (RES: 19.8 m² v. NRES: 30.9 m²; $P < 0.01$) was reached using different individually chain lengths (RES: 1.92 m v. NRES: 2.57 m; $P < 0.01$). As expected, this resulted in significantly different daily herbage allowances between RES and NRES treatments (3.24 v. 5.90 kg DM/animal; 1.98 v. 3.60 kg DM/100 kg BW; 71 v. 128 g DM/kg BW^{0.75}; $P < 0.001$) meaning that animals on RES treatment were offered a lower DHA than those on NRES treatment. The period did not affect the DSA nor DHA (Table 1).

The six animals of the two treatments were entered into grazing circles that contained the same pre-grazing SSH (8.44 cm; $P > 0.05$). The post-grazing SSH were significantly higher for NRES than RES treatment (5.20 v. 3.27 cm; $P < 0.01$), but also for second v. first period (respectively 4.76 and 3.71 cm; $P < 0.05$). On the contrary, the pre/post-grazing

Table 1 Grazing management and sward characteristics for both treatments (RES, NRES) and periods (P1, P2)

| Variable | Treatment | | Period | | Root of mean square error | P-value | |
|--------------------------------------|-------------------|--------------------|-------------------|-------------------|---------------------------|-----------|--------|
| | RES | NRES | P1 | P2 | | Treatment | Period |
| Grazing management | | | | | | | |
| DHA (kg DM/animal) | 3.24 ^b | 5.90 ^a | 4.39 | 4.75 | 0.32 | *** | Ns |
| DHA (kg DM/100 kg BW) | 1.98 ^b | 3.60 ^a | 2.73 | 2.84 | 0.15 | *** | Ns |
| DHA (g DM/kg BW ^{0.75}) | 70.6 ^b | 128.5 ^a | 97.0 | 102.1 | 5.3 | *** | Ns |
| DSA (m ² /animal) | 19.8 ^b | 30.9 ^a | 26.2 | 24.6 | 2.9 | ** | Ns |
| Radius of grazing circle (m) | 2.56 ^b | 3.22 ^a | 2.94 | 2.83 | 0.17 | ** | Ns |
| Chain length (m) | 1.92 ^b | 2.57 ^a | 2.30 | 2.19 | 0.18 | ** | Ns |
| Pre-grazing SSH (cm) | 7.79 | 9.08 | 7.82 | 9.04 | 1.69 | Ns | Ns |
| Post-grazing SSH (cm) | 3.27 ^b | 5.20 ^a | 3.71 ^b | 4.76 ^a | 0.42 | ** | * |
| Pre/post-grazing SSH difference (cm) | 4.52 | 3.88 | 4.11 | 4.29 | 1.47 | Ns | Ns |
| Herbage quality | | | | | | | |
| DM content (g/kg) | 158 | 163 | 179 ^a | 141 ^b | 12 | Ns | ** |
| OM content (g/kg DM) | 880 | 883 | 884 | 878 | 8 | Ns | Ns |
| Ash content (g/kg DM) | 120 | 117 | 116 | 122 | 8 | Ns | Ns |
| CP content (g/kg DM) | 169 | 171 | 160 | 180 | 23 | Ns | Ns |
| Ti content (mg/kg DM) | 26.0 | 21.4 | 29.8 ^a | 17.7 ^b | 3.5 | Ns | ** |

RES = restricted; NRES = non-restricted; P1 = period 1; P2 = period 2; DHA = daily herbage allowance; DSA = daily surface area; SSH = sward surface height; OM = organic matter; Ti = titanium.

^{a,b}Values within a row with different superscripts differ significantly at $P < 0.05$.

Signification of P-values for tested effects was *0.05, **0.01 and ***0.001.

SSH differential did not differ whatever treatment or period was considered (4.20 cm; $P > 0.05$; Table 1).

Sward quality was similar between treatments (DM: 161 g/kg, OM: 882 g/kg DM, ash: 119 g/kg DM, CP: 170 g/kg DM) and periods, except for DM and Ti contents which were higher in period 1 than in period 2 ($P < 0.01$; Table 1).

Herbage intake

Daily faecal output, expressed in OM, did not significantly differ between RES and NRES animals (0.61 kg OM/animal, 0.37 kg OM/100 kg BW). On the contrary, OMD of the diet was significantly higher in the NRES treatment in comparison with the RES treatment (0.73 v. 0.67; $P < 0.01$). As expected, daily OMI was significantly higher for NRES than for RES treatment (2.62 v. 1.59 kg OM/animal, 1.61 v. 0.99 kg OM/100 kg BW; $P < 0.05$; Table 2) and the daily DMI presents the same variations with a significant difference according to the treatment (2.97 v. 1.80 kg DM/animal, 1.83 v. 1.12 kg DM/100 kg BW; $P < 0.05$; Table 2).

Soil intake

The Ti content in soil did not vary significantly whatever the treatment and the period (3813 mg/kg DM; $P > 0.05$; Table 3) even if animals progressed every day to a new

grazing circle. The Ti content in faeces from RES bulls was nearly double in comparison with samples from NRES ones (945 v. 563 mg/kg DM; $P < 0.01$), and was higher in period 1 than in period 2 (846 v. 662 mg/kg DM; $P < 0.05$).

Restrictive animals presented a lower DMD than NRES bulls (0.66 v. 0.71; $P < 0.01$). The low DHA level (71 g/kg BW^{0.75}) offered to RES animals resulted in a more than two times higher SiR (9.3 v. 4.4% DM; $P < 0.01$) than the one obtained with the higher DHA level (128 g/kg BW^{0.75}) offered to NRES animals. This strong effect of the tested treatment on the proportion of ingested soil was not significant when the SiA was considered ($P = 0.14$), regardless of the way of expression that is per animal or per 100 kg of BW (144 g DM/animal, 88 g DM/100 kg BW; $P > 0.05$; Table 3).

Discussion

Daily dry matter intake and variation factors

Restrictive animals showed a lower DMI than animals on NRES treatment regardless of the period. This result should be considered with the significantly higher DHA for NRES than RES animals (+1.62 kg DM/100 kg BW, Table 1) and also with their higher OMD (+0.06, Table 2), as there was no faecal output

Table 2 Body weight, daily organic matter intake (OMI) and dry matter intake (DMI) for both treatments (RES, NRES) and periods (P1, P2)

| Variable | Treatment | | Period | | Root of mean square error | P-value | |
|---------------------------------------|-------------------|-------------------|--------|-------|---------------------------|-----------|--------|
| | RES | NRES | P1 | P2 | | Treatment | Period |
| BW (kg) | 163.5 | 163.5 | 163.5 | 163.5 | – | – | – |
| OMI | | | | | | | |
| Daily faecal output (kg OM/animal) | 0.51 | 0.70 | 0.66 | 0.55 | 0.17 | Ns | Ns |
| Daily faecal output (kg OM/100 kg BW) | 0.31 | 0.43 | 0.41 | 0.34 | 0.10 | Ns | Ns |
| OMD | 0.67 ^b | 0.73 ^a | 0.71 | 0.70 | 0.02 | ** | Ns |
| Daily OMI (kg OM/animal) | 1.59 ^b | 2.62 ^a | 2.30 | 1.91 | 0.62 | * | Ns |
| Daily OMI (kg OM/100 kg BW) | 0.99 ^b | 1.61 ^a | 1.45 | 1.16 | 0.37 | * | Ns |
| DMI | | | | | | | |
| Daily DMI (kg DM/animal) | 1.80 ^b | 2.97 ^a | 2.60 | 2.17 | 0.69 | * | Ns |
| Daily DMI (kg DM/100 kg BW) | 1.12 ^b | 1.83 ^a | 1.63 | 1.32 | 0.42 | * | Ns |

RES = restricted; NRES = non-restricted; P1 = period 1; P2 = period 2; OM = organic matter; OMD = organic matter digestibility.

^{a,b}Values within a row with different superscripts differ significantly at $P < 0.05$.

Signification of P-values for tested effects was *0.05 and **0.01.

Table 3 Soil intake rate (SiR) and daily soil intake amount (SiA) for both treatments (RES, NRES) and periods (P1, P2)

| Variable | Treatment | | Period | | Root of mean square error | P-value | |
|------------------------------|-------------------|-------------------|------------------|------------------|---------------------------|-----------|--------|
| | RES | NRES | P1 | P2 | | Treatment | Period |
| Faecal Ti content (mg/kg DM) | 945 ^a | 563 ^b | 846 ^a | 662 ^b | 95 | ** | * |
| Soil Ti content (mg/kg DM) | 3933 | 3692 | 3917 | 3708 | 359 | Ns | Ns |
| DMD | 0.66 ^b | 0.71 ^a | 0.69 | 0.68 | 0.02 | ** | Ns |
| SiR (%DMI) | 9.3 ^a | 4.4 ^b | 7.4 | 6.3 | 1.6 | ** | Ns |
| Daily SiA (g DM/animal) | 159 | 129 | 172 | 116 | 46 | Ns | Ns |
| Daily SiA (g DM/100 kg BW) | 98 | 78 | 104 | 72 | 29 | Ns | Ns |

Ti = titanium; DMD = dry matter digestibility; DMI = dry matter intake. ^{a,b}Values within a row with different superscripts differ significantly at $P < 0.05$.

Signification of P-values for tested effects was *0.05 and **0.01.

difference between RES and NRES animals (Table 2). Dry matter intake represents 57% and 51% of the offered DM (i.e. at 2 cm over the ground level) for RES and NRES bulls, respectively. Post-grazing SSH was shorter for RES than NRES treatment but in line with the ones reported in temperate conditions in dairy cows (Jurjanz *et al.*, 2012). The pre/post-grazing SSH differential did not differ significantly between the two treatments because of the relatively high mean square error. Therefore, the DMI differential observed between treatments is mainly due to differences in the offered DSA. However, these post-grazing SSH differences could partially explain the OMD difference between the two treatments. Contrary to NRES animals, RES bulls ingested a part of the plants closer to the ground which is a more fibrous and less digestible part of the Para grass with a relatively high stem proportion.

Soil intake

The SiR was significantly higher for RES than NRES animals, but this effect was not significant regarding the daily SiA as DMI is significantly lower for RES than NRES animals (RES: 9.3% of 1.8 kg DMI/day; NRES: 4.4% of 2.97 kg DMI/day).

The lack of knowledge on soil intake by tethered young bulls in tropical grazing systems limits comparison of these results with those of literature. Some studies were performed in temperate grazing systems with different types of animals (breed, physiological state, etc.). In lactating dairy cows in intensive strip grazing systems, Jurjanz *et al.* (2012) reported a significant interaction between DHA and sward type with higher soil intake for dairy cows which were offered a low (20 kg DM/cow per day above ground level; pure perennial ryegrass: 3% of 14.7 kg DMI/day, perennial ryegrass-white clover mixture: 5.8% of 14.1 kg DMI/day) compared with a medium DHA (35 kg DM/cow per day above ground level; 1% of 17 kg DMI/day for both sward types). Soil intake rate that we observed for NRES growing bulls in our experiment (4.4% DMI) is close to the rate for dairy cows grazing a high DHA without any supplement (4.9% DMI), but also similar to the average soil intake by dairy cows grazing a low DHA (4.4% DMI) compared with the results of Jurjanz *et al.* (2012). On the contrary, SiR in DMI that we observed for RES growing animals in our experiment (9.3% DMI) is higher than all the rates reported by Jurjanz *et al.* (2012) whatever the treatment. This difference outlined the originality of this study which can be explained by the used animal type (meat *v.* dairy breed), physiological state (growing *v.* lactating), sward type (specific leaf area, sward structure, digestibility), grazing management (post *v.* strip) and pedoclimatic conditions (tropical *v.* temperate). Fries *et al.* (1982) reported generally lower soil intakes for heifers and dry cows which ingested from $1.38 \pm 0.33\%$ to $2.43 \pm 0.50\%$ of soil in their DMI (mean \pm SE) when they were on pasture with a feed supply. Thus, soil intakes measured in our experiment were higher but experimental conditions were different as our growing bulls did not receive any supplementation at pasture. When ruminants are grazing closer to the ground surface and when high stocking rates are used, much higher SiR have been reported. These practices are mainly reported

in sheep. Field and Purves (1964) reported from 0.4% to 14% DMI, Green *et al.* (1996) up to 13% and even up to 30% DMI by Thornton (1983). Abrahams and Blackwell (2013) evidenced the greatest amounts of soil ingested (in sheep) by slow herbage growth, high appetite (i.e. nutritional needs) of animals and higher rainfall. Indeed climate and temperature influence several factors as pasture allowance and quality but also the amount of soil adhered on plants by raindrop splashing or animal trampling (Green *et al.*, 1996; Smith *et al.*, 2009). The grazing management, decided by the farmer, would determine stocking rate and grazing intensity (i.e. the percentage of leaves removed or eaten). This may increase soil loading on plants and plant covering and in this way influence the amount of soil in the diet (Rafferty *et al.*, 1994; Hinton *et al.*, 1995; Abrahams and Steigmajer, 2003).

Shorter post-grazing SSH for RES than NRES treatment highlights a closely to the ground grazing for RES animals which implies increased soil intake in comparison with higher SSH. Plants are exposed to soil particles deposition onto their surface by wind transport in arid conditions (Sehmel, 1980), raindrop splash (Mazurak and Mosher, 1968) or soil disturbance by mechanical equipment or livestock activities as trampling (Li *et al.*, 1994; Rafferty *et al.*, 1994). In our conditions, trampling seems to be very relevant, especially on ferrosol present on the experimental site, as this clay-rich soil can easily take up humidity and adhere on plants. Thus, young bulls with the shorter chains ingested more soil, in proportion to their DMI, than animals with longer chains. Consequently, the daily allocated surface influences herbage losses or contamination due to trampling or deposition of faeces.

Implications for rearing and exposure risk to environmental pollutants

RES animals received 55% of the amount of herbage daily allocated to NRES ones, which was designed to allow the satisfaction of NRES animals' nutritional needs and avoid a close to the ground grazing which can favour soil intake. Consequently, RES animals could not completely satisfy their requirements, due to a lower daily DMI, and would have to stay longer in these restrictive grazing conditions (i.e. 71 g DM/kg BW^{0.75}) to achieve their growth and attain their completion BW. This extended rearing duration exposes them to an absolute soil intake higher than for NRES animals. Based on literature (Bouveret *et al.*, 2013; Jurjanz *et al.*, 2014) soil intake by animals observed during our experiment would result in CLD contamination when the animals would have grazed on polluted areas.

Our study confirmed that herbage allowance is a major determinant under the experimental conditions imposed. It would be interesting to deal with herbage allowance effect in depth to determine the type of relation (linear, quadratic) between soil intake and herbage availability. This determination would allow the herbage threshold to be established in order to minimize soil intake in Caribbean conditions and thereby also the risk of exposure to soil-bound contaminants. Moreover, this relationship would allow the quantification of

the increase in soil intake enhanced by less optimal grazing conditions. Thus, these results suggest to avoid practicing a restricted DHA for Creole cattle reared in contaminated areas in order to reduce their risk of CLD exposure. Hinton *et al.* (1995) developed a mathematical model to predict how practices of grazing management can decrease soil ingestion by animals on pastures in Switzerland. They predicted that a reduction of soil intake of 50% needs to reduce grazing pressure of 2.5 times. In our conditions, soil intake was reduced by 19% (from 159 to 129 g/day) by increasing DHA up to 182% (70.6 v. 128.5 kg DM per kg BW^{0.75}) and DSA up to 156% (from 19.8 to 30.9 m²).

Regarding grazing management, a SSH higher than 5 cm is proposed by Jurjanz *et al.* (2012) to prevent a close-to-the-ground grazing on temperate pastures. Although unusual in Caribbean conditions, a feed supply at pasture is another way to reduce soil intake (Fries *et al.*, 1982; Jurjanz *et al.*, 2012).

Thus, the high soil intake shown in this study, especially under a restrictive DHA can be – and should be – reduced by different management factors available. The quantification of their effects need further studies to improve knowledge and finally to limit as much as possible soil intake.

Acknowledgements

The experiment was partially funded by Plan National Chlordécone 3 (CHLORDEL project). The authors thank warmly J. Fleury, F. Pommier, F. Nimir and F. Labirin from INRA PTEA, S. Calif and T. Silou from INRA URZ, as well as Y. Le Roux from UR AFPA for statistical advice and D. J. Beriro from British Geological Survey for English proofreading.

References

Abrahams PW and Blackwell NL 2013. The importance of ingested soils in supplying fluorine and lead to sheep grazing contaminated pastures in the peak district mining area of Derbyshire, UK. *Environmental Science and Pollution Research* 20, 8729–8738.

Abrahams PW and Steigmajer J 2003. Soil ingestion by sheep grazing the metal enriched floodplain soils of Mid-Wales. *Environmental Geochemistry and Health* 25, 17–24.

AOAC International 2005. AOAC official method 990.03: protein (crude) in animal feed, combustion method, Chapter 4. In *Official methods of analysis of AOAC international*, 18th edition, pp. 30–31. AOAC International, Gaithersburg, MD, USA.

Beresford NA and Howard BJ 1991. The importance of soil adhered to vegetation as a source of radionuclides ingested by grazing animals. *Science of the Total Environment* 107, 237–254.

Beyer WN, Connor EE and Gerould S 1994. Estimates of soil ingestion by wildlife. *The Journal of Wildlife Management* 58, 375–382.

Bouveret C, Rychen G, Lerch S, Jondreville C and Feidt C 2013. Relative bioavailability of tropical volcanic soil-bound chlordecone in piglets. *Journal of Agricultural and Food Chemistry* 61, 9269–9274.

Boval M, Peyraud J-L, Xande A, Aumont G, Coppy O and Saminadin G 1996. Evaluation d'indicateurs fécaux pour prédire la digestibilité et les quantités ingérées de *Dichanthium sp* par des bovins créoles. *Annales de Zootechnie* 45, 121–134.

Burow E, Rousing T, Thomsen PT, Otten ND and Sørensen JT 2013. Effect of grazing on the cow welfare of dairy herds evaluated by a multidimensional welfare index. *Animal* 7, 834–842.

Cabidoche Y-M, Achard R, Cattani P, Clermont-Dauphin C, Massat F and Sansoulet J 2009. Long-term pollution by chlordecone of tropical volcanic soils in the French West Indies: a simple leaching model accounts for current residue. *Environmental Pollution* 157, 1697–1705.

Delannoy M, Fournier A, Tankari Dan-Badjo A, Schwarz J, Lerch S, Rychen G and Feidt C 2015. Impact of soil characteristics on relative bioavailability of NDL-PCBs in piglets. *Chemosphere* 139, 393–401.

Duarte-Davidson R and Jones KC 1996. Screening the environmental fate of organic contaminants in sewage sludge applied to agricultural soils: II. The potential for transfers to plants and grazing animals. *Science of the Total Environment* 185, 59–70.

Feidt C, Ounnas F, Julien-David D, Jurjanz S, Toussaint H, Jondreville C and Rychen G 2013. Relative bioavailability of soil-bound polychlorinated biphenyls in lactating goats. *Journal of Dairy Science* 96, 3916–3923.

Field AC and Purves D 1964. The intake of soil by grazing sheep. *Proceedings of the Nutrition Society* 23, 24–25.

Fries GF 1995. Transport of organic environmental contaminants to animal products. In *Reviews of environmental contamination and toxicology: continuation of residue reviews* (ed. GW Ware and FA Gunther), pp 71–109. Springer New York, New York, NY, USA.

Fries GF, Marrow GS and Snow PA 1982. Soil ingestion by dairy cattle. *Journal of Dairy Science* 65, 611–618.

Green N, Johnson D and Wilkins BT 1996. Factors affecting the transfer of radionuclides to sheep grazing on pastures reclaimed from the sea. *Journal of Environmental Radioactivity* 30, 173–183.

Healy WB 1968. Ingestion of soil by dairy cows. *New Zealand Journal of Agricultural Research* 11, 487–499.

Hinton TG, Stoll JM and Tobler L 1995. Soil contamination of plant surfaces from grazing and rainfall interactions. *Journal of Environmental Radioactivity* 29, 11–26.

INRA 2010. Alimentation des bovins, ovins et caprins – Besoins des animaux – Valeurs des aliments – Tables INRA 2007, mise à jour 2010. Quae Editions, Versailles, France.

Jones KC, Stratford JA, Waterhouse KS and Vogt NB 1989. Organic contaminants in Welsh soils: polynuclear aromatic hydrocarbons. *Environmental Science and Technology* 23, 540–550.

Jurjanz S, Feidt C, Pérez-Prieto LA, Ribeiro Filho HMN, Rychen G and Delagarde R 2012. Soil intake of lactating dairy cows in intensive strip grazing systems. *Animal* 6, 1350–1359.

Jurjanz S, Jondreville C, Mahieu M, Fournier A, Archimède H, Rychen G and Feidt C 2014. Relative bioavailability of soil-bound chlordecone in growing lambs. *Environmental Geochemistry and Health* 36, 911–917.

Kirby DR and Stuth JW 1980. Soil-ingestion rates of steers following brush management in central Texas. *Journal of Range Management* 33, 207–209.

Laurent C, Feidt C and Laurent F 2005. Contamination des sols – Transferts des sols vers les animaux. EDP Sciences/ADEME Editions, Les Ulis, France.

Li JG, Gerzabek MH and Mück K 1994. An experimental study on mass loading of soil particles on plant surfaces. Aus dem Bereich Lebenswissenschaften des Österreichischen Forschungszentrums Seibersdorf Ges. m.b.h., Austria.

Matscheko N, Tysklind M, de Wit C, Berge S, Andersson R and Sellström U 2002. Application of sewage sludge to arable land—soil concentrations of polybrominated diphenyl ethers and polychlorinated dibenzo-p-dioxins, dibenzofurans, and biphenyls, and their accumulation in earthworms. *Environmental Toxicology and Chemistry* 21, 2515–2525.

Mazurak AP and Mosher PN 1968. Detachment of soil particles in simulated rainfall. *Soil Science Society of America Proceedings* 32, 716–719.

Multigner L, Kadhel P, Rouget F, Blanchet P and Cordier S 2016. Chlordecone exposure and adverse effects in French West Indies populations. *Environmental Science and Pollution Research* 23, 3–8.

Peyraud JL and Delaby L 2001. Ideal concentrate feeds for grazing dairy cows responses to supplementation in interaction with grazing management and grass quality. In *Recent advances in animal nutrition* (ed. PC Garment and J Wiseman), p. 203. Nottingham University Press, Nottingham, UK.

Rafferty B, Dawson DE and Colgan PA 1994. Seasonal variations in the transfer of ¹³⁷Cs and ⁴⁰K to pasture grass and its ingestion by grazing animals. *Science of the Total Environment* 145, 125–134.

R Development Core Team 2016. R: A language and environment for statistical computing. R Foundation for Statistical Computing, Vienna, Austria.

Sehmel GA 1980. Particle and gas dry deposition: a review. *Atmospheric Environment* 14, 983–1011.

Smith KM, Abrahams PW, Dagleish MP and Steigmajer J 2009. The intake of lead and associated metals by sheep grazing mining-contaminated floodplain pastures in mid-Wales, UK: I. Soil ingestion, soil–metal partitioning and potential availability to pasture herbage and livestock. *Science of the Total Environment* 407, 3731–3739.

Stromberg BE 1997. Fourth Ostertagia workshop: nematode parasites of importance to ruminant livestock. *Veterinary Parasitology* 72, 247–264.

Thornton I 1983. Geochemistry applied to agriculture. In *Applied environmental geochemistry* (ed. I Thornton), pp. 231–266. Academic Press, London, UK.

Thornton I and Abrahams P 1983. Soil ingestion – a major pathway of heavy metals into livestock. *The Science of the Total Environment* 28, 287–294.

Wagner DG, Ackerson BA and Johnson RR 1977. Influence of recycling beef cattle waste on indigestible residue accumulation – Environmental Protection Technology Series. Robert S. Kerr Environmental Research Laboratory, Ada, Oklahoma, USA.