



**HAL**  
open science

## MEM Days - The phyllosphere is a microbial jungle at the plant–climate interface

Corinne Vacher

► **To cite this version:**

Corinne Vacher. MEM Days - The phyllosphere is a microbial jungle at the plant–climate interface. Journées du Métaprogramme MEM, Jan 2017, Paris, France. hal-01603163

**HAL Id: hal-01603163**

**<https://hal.science/hal-01603163>**


Submitted on 5 Jun 2020

**HAL** is a multi-disciplinary open access archive for the deposit and dissemination of scientific research documents, whether they are published or not. The documents may come from teaching and research institutions in France or abroad, or from public or private research centers.

L'archive ouverte pluridisciplinaire **HAL**, est destinée au dépôt et à la diffusion de documents scientifiques de niveau recherche, publiés ou non, émanant des établissements d'enseignement et de recherche français ou étrangers, des laboratoires publics ou privés.



Distributed under a Creative Commons Attribution - ShareAlike 4.0 International License



---

# 2017 Scientific MEM days

January 18-20, Paris (Porte de la Villette)

Programme

List of posters

List of participants



[Hôtel Forest Hill Paris-La Villette](#)

28 Ter Avenue Corentin Cariou

75019 Paris

M° Porte de la Villette

## Wednesday January 18<sup>th</sup> afternoon

### Introduction

12:30-14:00	1h30	Lunch
14:00-15:00	1h	<b>Emmanuelle MAGUIN</b> ( <i>Director of MEM Metaprogramme</i> ) Introduction and general presentation of MEM and thematic groups.
15:00-15:30	25 + 5 = 30	<b>Tom CURTIS</b> ( <i>Newcastle University</i> ) The Numbers Game
15:30-16:30	1h	Coffee-break / Posters

### Session 1) Taxonomic and functional diversity of microbial communities

<b>Chairpersons:</b> <i>Corinne VACHER</i>	16:30-18:10	16:30-16:50 15 + 5 = 20	<b>Christophe MOUGEL</b> ( <i>IGEPP, Rennes</i> ) MetaT - Metatranscriptomics & functional diversity
		16:50-17:10 15 + 5 = 20	<b>Fanny CALENGE</b> ( <i>GABI, Jouy-en-Josas</i> ) & <b>Olivier ZEMB</b> ( <i>GenPhyse, Toulouse</i> ) Preliminary catalogues of the rabbit and chicken gut metagenomes
		17:10-17:30 15 + 5 = 20	<b>Sophie GAUDRIAULT</b> ( <i>DGIMI, Montpellier</i> ) Development of methodology for a taxonomic assignation at the species level in the pathobiome of entomopathogenic nematodes from the <i>Steinernema</i> genus
		17:30-17:50 15 + 5 = 20	<b>Jean-François COSSON</b> ( <i>BIPAR, Maisons-Alfort</i> ) Standardization of the use of bacterial metagenomic approaches for epidemiological studies
		17:50-18:10 15 + 5 = 20	<b>Aurélie DEVEAU</b> ( <i>IAM, Nancy</i> ) Taxonomic and functional characterization of the truffle microbiome
	18:10-20:00 19:00-20:00	2h 1h	Aperitif / Posters [ <i>Espace Meliès-Newton-Archimède</i> ] Speed-dating, animated by Christophe Chassard (UMRF, Aurillac), Stéphanie-Marie Deutsch et Hélène Falentin (STLO, Rennes) [ <i>Salles Edison-Ampère et Pascal-Descartes</i> ]
	20:00		Dinner

## Thursday January 19<sup>th</sup> morning

### Session 2) Microbial interactions and community response to disturbances

<b>Chairpersons:</b> <i>Aurélie DEVEAU &amp; Moez RHIMI</i>	8:30-10:00	8:30-9:00 25 + 5 = 30	<b>Anna-Liisa LAINE</b> ( <i>Helsinki University</i> ) Variation in within-host pathogen communities: causes and consequences
		9:00-9:20 15 + 5 = 20	<b>Mathieu BARRET</b> ( <i>IRHS, Angers</i> ) Differences in stability of seed-associated microbial assemblages in response to invasion by phytopathogenic microorganisms
		9:20-9:40 15 + 5 = 20	<b>Eric DUGAT-BONY</b> ( <i>GMPA, Grignon</i> ) FORTRESS Impact of microbial diversity on the barrier effect against an exogenous species.
		9:40-10:00 15 + 5 = 20	<b>Philippe VELGE</b> ( <i>ISP, Tours</i> ) Recontaminations between chicks and gut microbiota are required to induce homogeneous levels of <i>Salmonella</i> infection and excretion at the flock level
	10:00-11:00	1h	Coffee-break / Posters
<b>Chairpersons:</b> <i>Mahendra MARIADASSOU &amp; Sandra PLANCADE</i>	11:00-12:30	11:00-11:20 15 + 5 = 20	<b>Julien CHIQUET</b> ( <i>MIA, Paris</i> ) Sparse reconstruction of graphical models: application to ecological systems
		11:20-11:40 15 + 5 = 20	<b>Delphine SICARD</b> ( <i>SPO, Montpellier</i> ) Complexity of bacteria-yeasts interactions: perspectives from the point of view of mathematics and biology
		11:40-12:00 15 + 5 = 20	<b>Béatrice LAROCHE</b> ( <i>MAIAGE, Jouy-en-Josas</i> ) METAFUN - Metagenomic data integration to evaluate and model the functional potential of fiber metabolism in the human gut microbiota.
		12:00-12:20 15 + 5 = 20	<b>Corinne VACHER</b> ( <i>Biogeco, Bordeaux</i> ) The phyllosphere: microbial jungle at the plant-climate interface
		12:20-12:35 10	3 flash posters presentations (3 min each): see titles page 4 P12 – Sandrine ELLERO-SIMATOS (TOXALIM, Toulouse) P13 – Sergine EVEN (STLO, Rennes) & Xavier NOUVEL (IHAP, Toulouse) P18 – Valentin LOUX & Olivier RUÉ (MAIAGE, Jouy)
	12:30-14:00	1h30	Lunch

Thursday January 19<sup>th</sup> afternoon

## Session 3) Steering and engineering of microbial communities

14:00-15:30  <i>Chairpersons:</i> Matthias LAVIE- RICHARD & Matthieu BARRET	14:00-14:20 15 + 5 = 20	Anne THIERRY (STLO, Rennes) & Francoise IRLINGER (GMPA, Grignon) Assembly of communities for the fermentation of cereals and protein crops
	14:20-14:40 15 + 5 = 20	Olivier ZEMB (GenPhyse, Toulouse) PhageSoustract - Use of bacteriophages to perform knock-out in a bacterial community
	14:40-15:00 15 + 5 = 20	Kim MILFERSTEDT (LBE, Narbonne) Enigme - Engineering interactions in methanogenic communities at the ecosystem level
	15:00-15:20 15 + 5 = 20	Guillermina HERNANDEZ-RAQUET (LISBP, Toulouse) Integrating meta-omics data to elucidate the functioning of lignocellulolytic microbial consortia
	15:20-15:30 10	3 flash posters presentations (3 min each): see titles page 4 P7- Stéphane CHAILLOU (MICALIS, Jouy) P14 - Hélène FALENTIN (STLO, Rennes) & Claire NÉDELLEC (MAIAGE, Jouy) P20 - Elisa MICHEL (SPO, Montpellier)
15:30-16:30	1h	Coffee-break / Posters
16:30-18:00	<b>3 simultaneous round-tables animated by:</b>	
	1) <b>Culturomics</b> [Salle plénière Louis Lumière]	Marion LECLERC (MICALIS, Jouy), Pascale MOSONI (MEDIS, Clermont), Pascale SERRON (MICALIS, Jouy)
	2) <b>Modelling interactions for ecosystem understanding and steering</b> [Salle Edison-Ampère]	Thibault NIDELET (SPO, Montpellier), Simon LABARTHE (MAIAGE, Jouy)
	3) <b>Phytobiome</b> [Salle Pascal-Descartes]	Corinne VACHER (BIOGECO, Bordeaux), Matthieu BARRET (IRHS, Angers)
18:00-20:00 19:00-20:00	2h 1h	Aperitif / Posters [Espace Meliès-Newton-Archimède] Speed-dating, animated by Christophe Chassard (UMRF, Aurillac), Stéphanie-Marie Deutsch et Hélène Falentin (STLO, Rennes) [Salles Edison-Ampère et Pascal-Descartes]
20:00		Dinner

Friday January 20<sup>th</sup> morning

## Session 4) White Session

8:30-10:00  <i>Chairpersons:</i> Julie RÉVEILLAUD & Samuel MONDY	8:30-9:00 25 + 5 = 30	Mark MORRISON (University of Queensland Diamantina Institute) How can we shine more light on microbial dark matter...or, is there a culture gap in microbiome research?
	9:00-9:20 15 + 5 = 20	Marianne de PAEPE (MICALIS, Jouy) Temperate phages in the gastro-intestinal tract
	9:20-9:40 15 + 5 = 20	Roland MARMEISSE (LME, Lyon) The soil mycobiome, insight into the process of organic matter degradation in situ
	9:40-9:55 15	3 flash posters presentations (3 min each): see titles page 4 P8 - Nathalie CHARBONNEL (CBGP, Montpellier) P17 - Jean LEGEAY (IAM, Nancy) P26 - Jean-Michel SAVOIE (MYCSA, Bordeaux)
10:00-11:00	1h	Coffee-break / Posters
11:00-12:30  <i>Chairpersons:</i> Sandrine ELLERO- SIMATOS & Eric DUGAT- BONY	11:00-11:20 15 + 5 = 20	Catherine JUSTE (MICALIS, Jouy) OBOMICS - Integration of meta-omics datasets in the context of human obesity.
	11:20-11:40 15 + 5 = 20	Céline DELBÈS (UMRF, Aurillac) Milk fat composition as key driver of microbial dynamics in Cantal cheese rind
	11:40-12:00 15 + 5 = 20	Cyrielle GASC (MEDIS, Clermont) Microbial community profiling and targeted genome reconstruction through hybridization capture
	12:00-12:10 10	Emmanuelle Maguin Conclusion
12:15	1h30	Lunch
<i>End of the MEM Days</i>		

## Posters

in alphabetical order of the presenting author(s)

N°	Name	First name	Unit	MEM Thematic Group	Title	MEM Key action or project
P1	ANDRÉ-LEROUX	Gwenaëlle	MaIAGE UR1404	Maths-Bioinfo	MetaFoldScan : Work in Progress	AMI 2016
P2	BADAWI & HERNANDEZ-RAQUET	Myriam Guillermina	LISBP UMR0792	Digesters; Maths-Bioinfo	Dynamic analysis of glycoside hydrolase expression in enriched microbial consortia for the valorization of lignocellulosic biomass	AMI 2016
P3	BERA-MAILLET	Christel	MICALIS UMR1319	Digesters; Food	Functional metagenomics to explore food deconstruction and intestinal immunity mediated by the human gut microbiota	
P4	BUÉE	Marc	IAM UMR1136	Agri	MetaBAR - Microbial meta-community: MetaBARcoding approach	Action 2015
P5	CALENGE	Fanny	GABI UMR1313	Digesters	Looking for a caecal metagenomic signature of digestive efficiency in chicken	Action 2015
P6	CANDRESSE & MOUGEL	Thierry Christophe	BFP UMR1332 IGEPP UMR1349	Agri ; Pathobiome	BrassicaDivPatho - Microbial diversity and microbial networks associated to Brassica napus and its pathogens	Action 2016
P7	CHAILLOU	Stéphane	MICALIS UMR1319	Digesters; Food; Maths-Bioinfo; Maths-Modél	Virome Access - Accessing virus genomes out of metagenomics data: improving statistical and bio-informatics analytic tools to better assess the contribution of phages on microbial ecosystems.	AMI 2016
P8	CHARBONNEL	Nathalie	CBGP UMR1062	Pathobiome	HANTAGULUMIC : Spatio-temporal analyses of Hantavirus, Gut and Lung Microbiota interactions	AMI 2016
P9	COSSON	Jean-François	BIPAR UMR0956	Pathobiome	Toward an efficient strategy combining different High-Throughput Sequencing (HTS) technologies for the characterization of microbiota in wildlife	Action 2015
P10	DEVEAU	Aurélie	IAM UMR1136	Agri	Regulation of the tree microbiome by the host: from community to functions	AMI 2016
P11	DRIDI	Bedis	MICALIS UMR1319	Food	Food microbiome-transfer: a new graphical interface for investigating cheese metagenome	
P12	ELLERO-SIMATOS	Sandrine	ToxAlim UMR1331	Digesters	Interactions between the gut microbiota and the xenobiotic receptors CAR and PXR	
P13	EVEN & NOUVEL	Sergine Xavier	STLO UMR1253 IHAP UMR1225	Pathobiome	MICROCOSM : a multi-site exploration of MICRObiome in COWs in relation to genetic Susceptibility to Mastitis	Action 2016
P14	FALENTIN & NEDELLEC	Hélène Claire	STLO UMR1253 MaIAGE UR1404	Food Math-Bioinfo	Florilège: a database gathering microbial phenotypes of food interest	Action 2016
P15	LAROCHE	Béatrice	MaIAGE UR1404	Math-Modelling & all TG	MIND - Modelling Interaction Dynamics in microbial communities	Action 2016

P16	LE LOIR	Yves	STLO UMR1253	Pathobiome	Microbiota of bovine udder and susceptibility to mastitis in dairy cows.	
P17	LEGEAY	Jean	IAM UMR1136	Agri; Maths- Bioinfo	Ecology of Phytophthora in neo-tropical forests	Thèse 2015
P18	LOUX & RUÉ	Valentin  Olivier	MaIAGE UR1404	Maths-Bioinfo	New -omics data analysis activity on Migale platform for MEM community	
P19	MADZAK	Catherine	GMPA UMR0782	Food	MicroFit project: developing a Tn-seq system in <i>Yarrowia lipolytica</i> to study the adaptation of this yeast to cheese ecosystem.	AMI 2016
P20	MICHEL	Elisa	SPO UMR1083	Food	Terroir, baker's practices, wheat varieties and their influence on sourdough microbial diversity	Thèse 2015
P21	MOSONI	Pascale	MEDIS UMR0454	Digesters	Poster 20: Impact of procyanidin-plant cell wall interactions within apple matrices on the metabolism of procyanidins by the human gut microbiota. Poster 21: Xylan degradation by the human gut <i>Bacteroides xylanisolvens</i> XB1AT involves two distinct gene clusters that are linked at the transcriptional level	
P22						
P23	NIDELET	Thibault	SPO UMR1083	Food; Maths- Modél	Ecology and diversity of yeasts in fermented food ecosystems	
P24	PETIT	Marie- Agnès	MICALIS UMR1319	Pathobiome; Digesters	Metaviral Catalogues	Action 2016
P25	RAZZAUTI	Maria	CBGP UMR1062	Pathobiome	NGS as a regular tool for viral epidemiologic studies	Action 2015
P26	SAVOIE	Jean-Michel	MycSA UR1264	Agri; Pathobiome	Microbiome evolution during moist corn grain silage	
P27	SICARD	Delphine	SPO UMR1083	Food	METABAR-FOOD - Metabarcoding and shot-gun of food microbiota	Action 2016

## Participants

NAME	FIRST Name	Unit	INRA Division	MEM Thematic Group	Keywords
ACHILLEOS	Christine	URTAL UR0342	CEPIA	Food	Dairy technology, cheese microbiota, molecular biology, sensory quality, impact of technology
AL-SHIKHLEY	Liza	BIPAR UMR0956	SA	Math-Bioinfo; Pathobiome	Vector microbiome, pathobiome, interactions between pathogens and microbiome
ANDRÉ-LEROUX	Gwenaëlle	MaIAGE UR1404	MICA	Math-Bioinfo	Microbial ecosystem, 3D screening, structural bioinformatics, target proteins
AUBERT	Julie	MIA UMR0518	MIA	Math-Bioinfo; Math-Modelling	Statistics, meta(transcriptomics) data analysis, metabarcoding data analysis, statistical modelling
BADAWI	Myriam	LISBP UMR0792	CEPIA	Digesters; Math-Bioinfo	Statistics, microarray, data analysis, bacterial consortia, lignocellulosic degradation
BARRET	Matthieu	IRHS UMR1345	SPE	Pathobiome	Seed microbiome, transmission of plant pathogens, community ecology, microbial interactions, metagenomics
BERA-MAILLET	Christel	MICALIS UMR1319	MICA	Digesters; Food	Human intestinal microbiota, fiber enzymatic disruption, anaerobic cultures and functional metagenomics
BESSIÈRES	Philippe	MaIAGE UR1404	MICA	Food; Math-Bioinfo	Microbial genomics, bioinformatics, text mining, databases, knowledge integration
BOISRAMÉ-BAUDEVIN	Anita	MICALIS UMR1319	MICA	Food	Yeast, biodiversity, genetic and genomic
BROUDISCOU	Laurent	MoSAR UMR0791	PHASE	Digesters	Rumen, host-microbiome interaction, ruminant nutrition, microbial ecology, fermenters
BUCHIN	Solange	URTAL UR0342	CEPIA	Food	Cheese, flavour, bacterial metabolism, bacterial interactions
BUÉE	Marc	IAM UMR1136	EFPA	Agri	Fungal community ecology, tree microbiome, organic matter decomposition, N / C mobilisation, meta-omics
BUSSIERE	Francoise	ISP UMR1282	SA	Digesters; Pathobiome	Host response, immunology, intestine, parasitology, host/parasite interactions, microbiota
CALENGE	Fanny	GABI UMR1313	GA	Digesters	Genetics, digestibility, innate immunity, Gallus gallus, gut microbiota
CANCEILL	Danielle	DPT MICA UAR1194	MICA		Mem project manager
CANDRESSE	Thierry	BFP UMR1332	SPE	Pathobiome	Plant virus, phytobiome, fungal virus, viral ecology, pathogenicity
CHAILLOU	Stéphane	MICALIS UMR1319	MICA	Digesters; Food; Math-Bioinfo; Math-Modelling	Food microbial ecology, food spoilage, Microbial metabolism, Microbial interactions, Genome sequencing and annotation
CHAMPOMMIER-VERGÈS	Marie-Christine	MICALIS UMR1319	MICA	Food	Food microbiology/microbial ecology/fermented foods/spoilage/biopreservation
CHARBONNEL	Nathalie	CBGP UMR1062	EFPA	Pathobiome	Rodent borne zoonoses, interactions, community ecology, pathobiome and microbiome, disease emergence
CHASSARD	Christophe	UMRF UMR0545	MICA	Food	Food microbiology, Gut microbiology, Microbial interactions, human nutrition and health
CHIQUET	Julien	MIA UMR0518	MIA	Math	Network reconstruction, statistical learning, graphical model, high dimensional data, sparse methods
CITTI	Christine	IHAP UMR1225	SA	Pathobiome	Pathobiome, infectious diseases, microbial genomics, horizontal gene transfer, animal health
COSSON	Jean-François	BIPAR UMR0956	EFPA	Pathobiome	Health ecology, zoonoses, molecular epidemiology, ticks & rodents, microbiome
DE PAEPE	Marianne	MICALIS UMR1319	MICA	Digesters; Math-Modelling	
DELBES	Céline	UMRF UMR0545	MICA	Food	Food microbiology, microbial ecology, farm pathobiome, microbe-microbe and microbe-matrix interactions
DELORME	Christine	MICALIS UMR1319	MICA	Food	Food microbiology, functional analysis, streptococci, bacteria-host interactions



DEQUIN	Sylvie	DPT MICA UAR1194	MICA		Head of MICA Division
DEUTSCH	Stéphanie	STLO UMR1253	MICA	Food	Food microbiology, cheese, genomics, functional analysis, physiology
DEVEAU	Aurélie	IAM UMR1136	EFPA	Agri	Microbial ecology, tree microbiome, plant immunity, microbe-microbe interactions
DRIDI	Bedis	MICALIS UMR1319	MICA	Food	Food, cheese, microbial ecology, metagenomics, genomics
DUGAT-BONY	Eric	GMPA UMR0782	MICA	Food	Food microbiology, microbial ecology, interactions, functional analysis
ELLERO-SIMATOS	Sandrine	ToxAlim UMR1331	AlimH	Digesters	Gut microbiota, toxicology, host metabolism, xenobiotics, liver
EVEN	Sergine	STLO UMR1253	MICA	Pathobiome	Microbial ecology, pathobiome, mammary gland microbiota, barrier effect
FALENTIN	Hélène	STLO UMR1253	MICA	Food	Database, food, bacteria, yeast, phenotype
GASC	Cyrielle	UMR MEDIS (ex EA 4678 CIDAM)	MICA	Digesters	Microbial ecology, gene capture by hybridization, metagenomics
GAUDRIAULT	Sophie	DGIMI UMR1333	SPE	Digesters; Pathobiome	Bacteriology, Insect Pathology, Comparative genomics, Pathobiome
GODON	Jean-Jacques	LBE UR0050	MICA	Digesters	Microbial ecology, biodiversity, air microbiology, biomimicry
HAMELIN	Jérôme	LBE UR0050	MICA	Digesters	Microbial ecology, biodiversity, biotechnology, microbial engineering, biodiversity-functioning relationship
HELLOIN	Emmanuelle	ISP UMR1282	MICA	Pathobiome	Microbial Biological Resource Center, pathogenic bacteria
HERNANDEZ RAQUET	Guillermina	LISBP UMR0792	CEPIA	Digesters; Math-Bioinfo	Biotechnology, microbial ecology, biomass valorization, lignocellulose bioconversion, bioplastic production and degradation.
HERRERO CORRAL	Gema	DPT MICA UAR1194	MICA		Mem international cooperation
ILLIKOUD	Nassima	SECALIM UMR1014	MICA	Food	Meat, seafood, microbial communities, bacterial interactions, spoilage
IRLINGER	Françoise	GMPA UMR0782	MICA	Food	
JUSTE	Catherine	MICALIS UMR1319	AlimH	Digesters	Gut microbicta, functional ecology, metaproteomics, risk markers, obesity
KEMPF	Florent	ISP UMR1282			Bioinformatics, metagenomics, chicken gut microbiota
LABARTHE	Simon	MaIAGE UR1404	MIA	Digesters; Math-Modelling; Pathobiome	Mathematical Modelling, microbial ecology, metagenomics
LALLES	Jean-Paul	DPT ALIM.H UAR1189	AlimH	Digesters	Nutrition and gut physiology
LAMANDE	Sonia	ISP UMR1282	SA	Pathobiome	Immunology, neonates, intestine, parasitology
LAO	Julie	MAIAGE UR1404	MIA	Math-Bioinfo	Statistics, bioinformatics
LAROCHE	Béatrice	MAIAGE UR1404	MIA	Math-Modelling	Modelling, microbial ecology, metagenomics
LAVAL	Valérie	BIOGER UMR 1290	SPE	Pathobiome	Pathobiom, fungi, taxonomy, r-syst systematic network, databases, metabarcoding
LAVIE-RICHARD	Mathias	MICALIS UMR1319	Mica	Digesters	Fungal microbiota, IBD, ahr, fungi - bacteria interaction, mouse model
LE LOIR	Yves	STLO UMR1253	MICA	Pathobiome	Mammary gland microbiota, bacterial interactions, S. Aureus, probiotics



LECLERC	Marion	MICALIS UMR1319	MICA	Digesters	Human gut microbiota, omics, anaerobic culture, math modelling
LEGEAY	Jean	IAM UMR1136	EFPA	Agri; Math-Bioinfo	Plant pathogens, soil microbial ecology, tropical forests, oomycetes, metabarcoding
LEJAL	Emilie	BIPAR UMR0956	SA	Pathobiome	Vector microbiome, pathobiome, interactions between pathogens and microbiome
LEPAGE	Patricia	MICALIS UMR1319	AlimH	Digesters	Gut microbiome, Inflammation, Meta-omics, Drugs and Xenobiotics bacterial metabolism
LOUX	Valentin	MaIAGE UR1404	MIA	Math-Bioinfo	Bioinformatics
MADZAK	Catherine	GMPA UMR0782	MICA	Food	Cheese ecosystem, yeasts, <i>Yarrowia lipolytica</i> , heterologous expression, transposomics
MAGUIN	Emmanuelle	DPT MICA UAR1194	MICA		Head of MEM Metaprogram
MARIADASSOU	Mahendra	MaIAGE UR1404	MIA	Math-Bioinfo	Statistics, microbial ecology, ecological modeling, phylogenetics
MARIE-ETANCELIN	Christel	GenPhySE UMR1388	GA	Digesters	Rumen microbiota, sheep genetics, host-microbiota interaction
MARMEISSE	Roland	LME UMR1418	EFPA	Agri	Fungi, metatranscriptomics, organic matter degradation, environmental biotechnology, microbial ecology
MICHEL	Elisa	SPO UMR1083	MICA	Food	Microbial ecology, food microbiology, bakery industry, bread
MILFERSTEDT	Kim	LBE UR0050	MICA	Digesters	Microbial ecology, complex communities, interactions, process engineering
MONDY	Samuel	Agroécologie UMR1347	SPE	Agri; Math-Bioinfo; Pathobiome	Bioinformatics, soil ecology, plant-microbe interaction
MORGAVI	Diego	UMRH UMR1213	PHASE	Dig	Microbial ecology, ruminant, methanogenesis, host-microbe interaction
MORIN	Emmanuelle	IAM UMR1136	EFPA	Agri; Math-Bioinfo	Comparative genomics, metagenomics, fungal genome annotation, interactions
MOSONI	Pascale	MEDIS UMR0454	MICA	Digesters	Human gut microbiota, metabolism, dietary fibres, polyphenols, cultural & omics approaches
MOUGEL	Christophe	IGEPP UMR1349	SPE	Agri	Rhizosphere, microbial diversity, microbial ecology
MUNOZ TAMAYO	Rafael	MoSAR UMR0791	PHASE	Digesters; Math-Modelling	Modelling, rumen, digestion, methanogenesis, thermodynamics
NEDELLEC	Claire	MaIAGE UR1404	MIA	Math-Bioinfo	Text mining
NEUVÉGLISE	Cécile	MICALIS UMR1319	MICA	Food; Pathobiome	Yeast biodiversity, comparative genomics, food environments, insects
NICOLAS	Aurélie	STLO UMR1253	MICA	Digesters; Math-Bioinfo; Pathobiome	Bioinformatics, metagenomics, metatranscriptomics, molecular modeling
NIDELET	Thibault	SPO UMR1083	MICA	Food; Math-Modelling	Enology, modeling, ecosystem, data analyse
NOUVEL	Xavier	IHAP UMR1225	SA	Pathobiome	Infectious disease, Animal Health, Comparative genomics, Bacteriology, Pathobiome
OGLIASTRO	Mylene	DGIMI UMR1333	SPE	Pathobiome	Infectious diseases, viral diversity, insect viruses, pathobiome
ONESIME	Djamila	MICALIS UMR1319	MICA	Food	Yeast biodiversity, comparative genomics, food environments
PETIT	Marie-Agnès	MICALIS UMR1319	MICA	Pathobiome; Digesters	Bacteriophages, their evolution in natural ecosystems
PETITEAU	David	MGP US1367	MICA	Digesters	Business developer

PEYRET	Pierre	UMR MEDIS (ex EA 4678 CIDAM)	MICA	Digesters	Microbial ecology, xenobiotics, metagenomics and metatranscriptomics, gene capture by hybridization, bioinformatics
PLANCADE	Sandra	MaIAGE UR1404	MICA	Digesters	Statistics, modelisation, repeated measurements, heterogeneous omics data, metaproteomics
POLLET	Thomas	BIPAR UMR0956	SA	Pathobiome	Vector microbiome, pathobiome, interactions between pathogens and microbiome
RAMA RAO	Nalini	MICALIS UMR1319	MICA	Digesters; Pathobiome	Innate immunity, host-pathogen interaction, Microbiology, Pathobiome, antimicrobials
RAZZAUTI	Maria	CBGP UMR1062	EFPA	Pathobiome	Health ecology, zoonoses, molecular epidemiology, virome, NGS screening
RENAULT	Pierre	MICALIS UMR1319	MICA	Digesters; Food	Food microbiology, shotgun metagenomics, genomics, database, microbial ecology
REVEILLAUD	Julie	CMAEE UMR1309	SA	Pathobiome	Metabarcoding, Shotgun metagenomics, pathobiome, bacterial and viral communities
RHIMI	Moez	MICALIS UMR1319	MICA	Digesters	
ROUME	Hugo	MGP US1367	MICA	Digesters	Systems biology, microbial ecology, high-throuput sequencing, gut ecosystem, bacteria
RUÉ	Olivier	MaIAGE UR1404	MICA	Math-Bioinfo	Bioinformatics
RUL	Françoise	MICALIS UMR1319	MICA	Food	Food microbiology, streptococci, bacterial physiology, bacteria/host interactions, proteomics
SANCHIS-BORJA	Vincent	Micalis UMR1319	MICA	Agri; Pathobiome	Pathobiome, host-parasite interactions; Gastrointestinal infections, gut ecosystem, Innate immunity
SARNIGUET	Alain	IGEPP UMR1349	SPE	Agri; Pathobiome	Rhizosphere microbiome, plant pathobiome and plant resistance, brassicaceae, metatranscriptomics
SAVARY-AUZÉLOUX	Isabelle	UNH UMR1019	AlimH	Food	Food, nutrition, metabolic diseases
SAVOIE	Jean-Michel	MycSA UR1264	SPE	Agri; Pathobiome	Kernels and grain microbiome, fungal interactions, mycotoxins,
SCHBATH	Sophie	MAIAGE UR1404	MIA	Math-Bioinfo;	Statistics, bioinformatics
SERROR	Pascale	MICALIS UMR1319	MICA	Pathobiome	Bacterial adaptation and pathogenesis, colonisation resistance, intestinal microbiota
SICARD	Delphine	SPO UMR1083	MICA	Food	Yeasts adaptation and evolution, food microbiota, microbial interactions, domestication, bakery
TAYEB	Jean	FARE UMR0614	CEPIA	Digesters	Biomass deconstruction, anaerobic consortia
THIERRY	Anne	STLO UMR1253	MICA	Food	Food microbiology, flavour chemistry, cheese ripening, metabolism, bacterial interactions
VACHER	Corinne	BIOGECO UMR1202	EFPA	Agri; Pathobiome	Plant microbiota, ecological networks, pathobiome, phyllosphere, metabarcoding
VALENCE-BERTEL	Florence	STLO UMR1253	MICA	Food	Biological Ressource Center, fermented food related bacteria, biodiversity, database, taxonomy
VAYSSIER-TAUSSAT	Muriel	BIPAR UMR0956	SA	Pathobiome	Vector microbiome, pathobiome, interactions between pathogens and microbiome
VELGE	Philippe	ISP UMR1282	MICA	Pathobiome	Salmonella, chicken, pathobiome, virulence, carrier state
ZAGOREC	Monique	SECALIM UMR1014	MICA	Food	Meat, microbial communities, bacterial interactions, spoilage, biopreservation
ZEMB	Olivier	GenPhySE UMR1388	PHASE	Digesters	Gut microbiota rabbit pig broiler

MEM Steering Committee: Management and Support  
(January 2017)



**Emmanuelle MAGUIN**  
Head of the MEM metaprogramme  
Jouy-en-Josas

**Sylvie DEQUIN**  
Head of the MICA Division  
Montpellier


**Gema HERRERO CORRAL**  
International Cooperation  
Jouy-en-Josas

**Danielle CANCELL**  
Project Manager  
Jouy-en-Josas

**mem@inra.fr**

*Former members:  
Sandrine Ayuso (2011-13)  
Sophie Lebonvallet (2012-2016)*

MEM Steering Committee: Members  
(January 2017)



**Agri**

**Christophe MOUGEL**  
IGEPP, Rennes (SPE)

**Marc BUÉE**  
IAM, Nancy (EFPA)

**Pathobiome**

**Thierry CANDRESSE**  
BFP, Bordeaux (SPE)

**Muriel VAYSSIER**  
BIPAR, Maisons-Alfort (SA)

**Mathematics**

**Béatrice LAROCHE MAIAGE**  
Jouy-en-Josas (MIA)

**Sophie SCHBATH MAIAGE**  
Jouy-en-Josas (MIA)

**Food**

**Delphine SICARD**  
SPO, Montpellier (MICA)

**Isabelle SAVARY-AUZELOUX**  
UNH, Clermont (AlimH)

**Digesters**

**Jean-Jacques GODON**  
LBE, Narbonne (MICA)

**Jean-Paul LALLES**  
Dpt AlimH, Rennes (AlimH)

**Olivier ZEMB**  
GENPHYSE, Toulouse (PHASE)










*Former members :*  
*Sylvie Huet (2011-13)*  
*Jérôme Harmand (2011-15)*  
*Joël Doré (2011-14)*  
*Isabelle Souchon (2015)*  
*Gabrielle Véronèse (2011-13)*

## MEM Scientific Advisory Board:

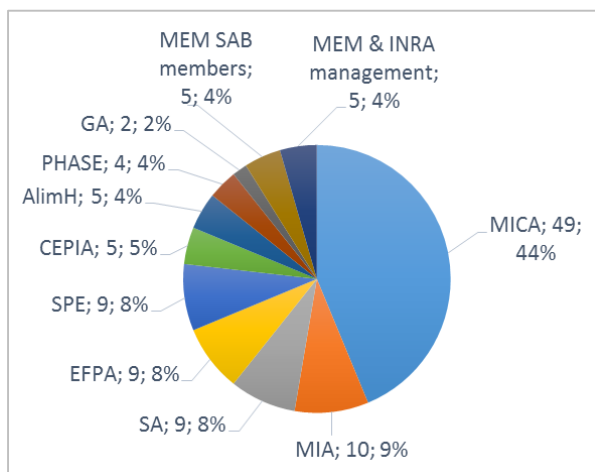


Headed by Christine Cherbut, INRA Scientific Director (Food, Nutrition & Bioeconomy)

International experts :

Name	Institute	Research topics		Present at the MEM Days
Graeme ATTWOOD	AgResearch (NZ)	Animal digesters. Rumen microbiology. Greenhouse gases.		✓
Tom CURTIS	Newcastle University (UK)	Biological Treatment Systems. Experimental and Theoretical Microbial Ecology. Artificial digesters, process, modelling.		✓
Denis DOCHAIN	Université catholique de Louvain (BE)	Maths. Modelling, analysis, design, monitoring and control of reaction systems.		
Danilo ERCOLINI	University of Naples (IT)	Food microbiology. Microbial ecology of fermented foods.		
Nikos KYRPIDES	DOE - Joint Genome Institute (USA)	Genome Biology. Bioinformatics. Sequencing.		✓
Anna-Liisa LAINE	University of Helsinki (FI)	Host-pathogen evolution. Evolutionary epidemiology. Trophic interactions.		✓
Vitor MARTINS DOS SANTOS	Wageningen University (NL)	Systems biology. Bacteria and ecosystems modelling.		
Mark MORRISON	University of Queensland Diamantina Institute (AU)	Microbial Biology and Metagenomics. Human and animal microbiota (Flagship).		✓
Hans VAN VEEN	Netherlands Institute of Ecology, Wageningen (NL)	Microbial ecology of terrestrial ecosystems.		

## Origin of the 112 participants at the 2017 MEM days:



## INRA Scientific Divisions represented at the MEM Days:

- AlimH: Nutrition, Chemical Food Safety and Consumer Behaviour
- CEPIA: Science and Process Engineering of Agricultural Products
- EFPA: Forest, Grassland and Freshwater Ecology
- GA: Animal Genetics
- MIA: Applied Mathematics and Informatics
- MICA: Microbiology and the Food Chain
- PHASE: Animal Physiology and Livestock Systems
- SA: Animal Health
- SPE: Plant Health and Environment

## Scientific Committee of the 2017 MEM Days:

MEM Project Manager

Danielle CANCEILL

DPT MICA (Jouy-en-Josas)

MEM Thematic Group	Name	Unit (City)	INRA Division
Agri	Corinne VACHER	BIOGECO (Bordeaux)	EFPA
Agri	Aurélie DEVEAU	IAM (Nancy)	EFPA
Digesters	Mathias LAVIE-RICHARD	MICALIS (Jouy)	MICA
Digesters	Sandrine ELLERO-SIMATOS	TOXALIM (Toulouse)	AlimH
Food	Christophe CHASSARD	UMRF (Clermont)	MICA
Food	Hélène FALENTIN	STLO (Rennes)	MICA
Food/Math-Modelling	Thibault NIDELET	SPO (Montpellier)	MICA
Math-Modelling	Simon LABARTHE	MAIAGE (Jouy)	MIA
Math-Bioinfo Stats	Mahendra MARIADASSOU	MAIAGE (Jouy)	MIA
Pathobiome	Pascale SERROR	MICALIS (Jouy)	MICA
Pathobiome	Matthieu BARRET	IRHS (Angers)	SPE
Pathobiome	Julie REVEILLAUD	CMAEE (Montpellier)	SA

<https://intranet.inra.fr/mem>