



HAL
open science

Immobilisation of laccase from *Trametes versicolor* on a hydrophilic PVDF microfiltration membrane: characterization of the grafted support and application in the removal of a phenylurea pesticide in waste water

Claude Jolivalt, Eliane Caminade, Christian Mougin, Maxime Pontié

► To cite this version:

Claude Jolivalt, Eliane Caminade, Christian Mougin, Maxime Pontié. Immobilisation of laccase from *Trametes versicolor* on a hydrophilic PVDF microfiltration membrane: characterization of the grafted support and application in the removal of a phenylurea pesticide in waste water. *Euromembrane 2000*, Sep 2000, Jérusalem, Israel. 2000. hal-01600755

HAL Id: hal-01600755


<https://hal.science/hal-01600755>

Submitted on 12 Mar 2023

HAL is a multi-disciplinary open access archive for the deposit and dissemination of scientific research documents, whether they are published or not. The documents may come from teaching and research institutions in France or abroad, or from public or private research centers.

L'archive ouverte pluridisciplinaire **HAL**, est destinée au dépôt et à la diffusion de documents scientifiques de niveau recherche, publiés ou non, émanant des établissements d'enseignement et de recherche français ou étrangers, des laboratoires publics ou privés.

Immobilisation of laccase from *T. versicolor* on a microfiltration membrane and application in the removal of a phenylurea pesticide



C. Jolival⁺, E. Caminade⁺, C. Mougin⁺, M. Pontié^{\$}

⁺ INRA, Unité de Phytopharmacie et Médiateurs Chimiques, Route de St-Cyr, 78026 Versailles Cedex, France. jolival⁺@versailles.inra.fr

^{\$} Laboratoire d'Electrochimie et de Chimie Analytique, UMR CNRS-ENSCP n°7575, Ecole Nationale Supérieure de Chimie de Paris, 11 rue Pierre et Marie Curie, 75231 Paris Cedex 05, France.

OBJECTIVES

In the present work, laccase from *Trametes versicolor* was covalently immobilised on a hydrophilic PVDF microfiltration membrane using a site-directed immobilisation technique. The protein-grafted membrane was used in a filtration module to transform N',N'-(dimethyl)-N-(2-hydroxyphenyl)urea (2-HF), an herbicide derivative known to be oxidised into insoluble compound in the presence of laccase. The characterisation of the microfiltration membrane was performed by means of physico-chemical methods (contact angle and streaming potential measurements, XPS) throughout its modification procedure.

Properties of Laccases

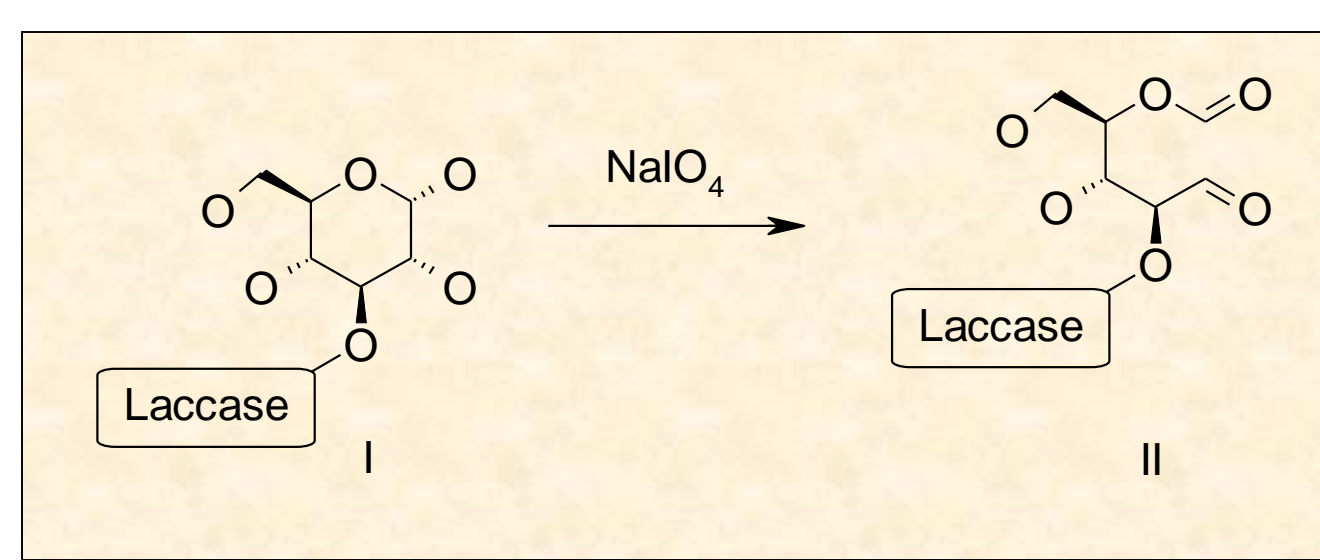


Laccases (EC. 1.10.3.2) catalyses the oxidation of various compounds, which concomitantly reducing molecular oxygen to water

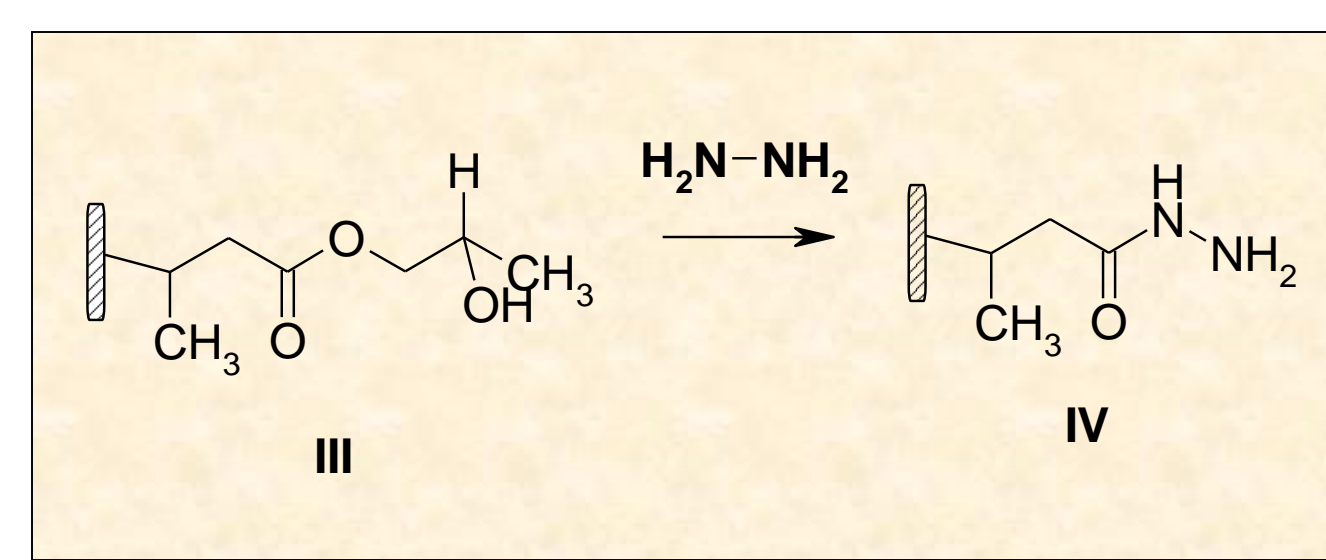
Production of laccases:

- ★ 7-days fermentation of *Trametes versicolor* (culture collection of the unité de phytopathologie, INRA, Versailles)
- ★ Induction by 2,5-xylydine

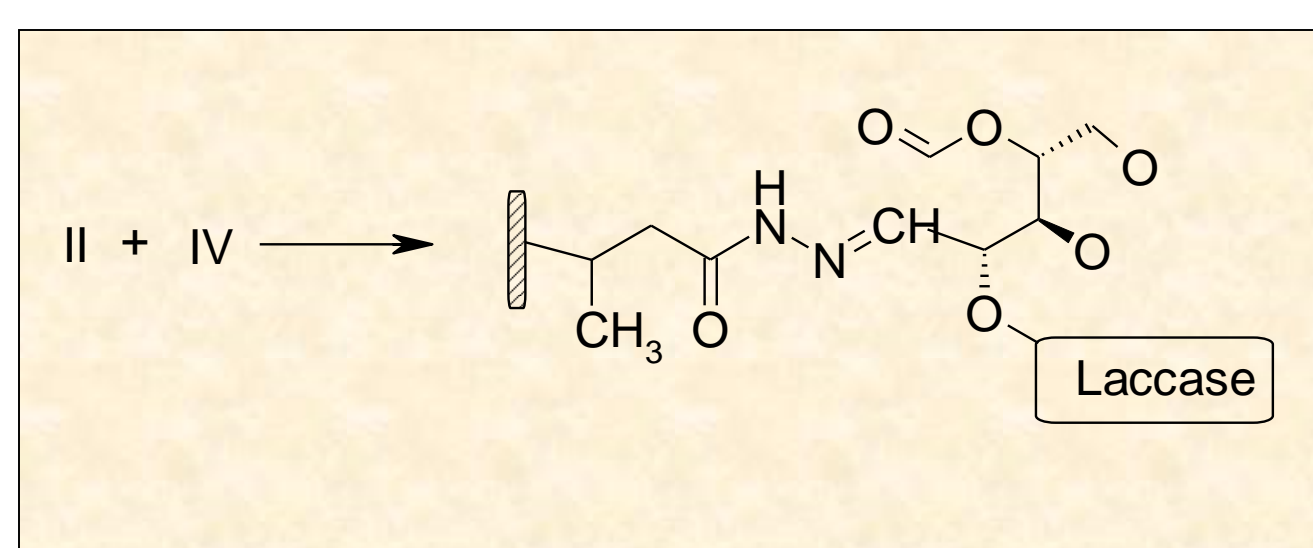
Immobilisation procedure



Step 1: Oxidation of laccase
80 % of the initial laccase activity retained

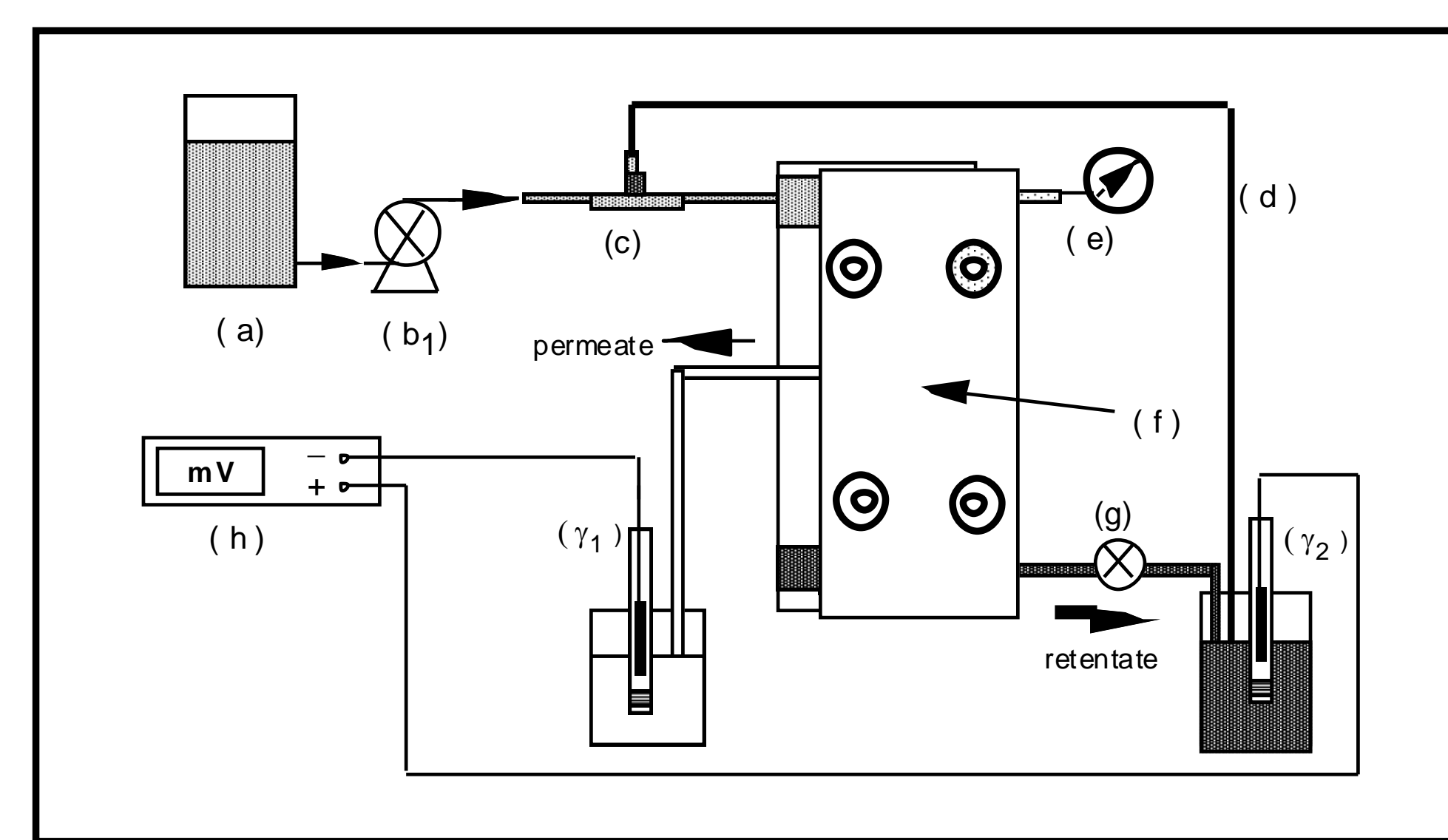


Step 1bis: Activation of the hydrophilic PVDF membrane (Millipore, Durapore 0.45µm) by hydrazine
Grafting rate: 60% from XPS measurements



Step 2: Covalent coupling of laccase to the PVDF membrane
Activity measurements in batch: 25 % recovered
Evidence for diffusion limitations in batch experiments

Experimental filtration device

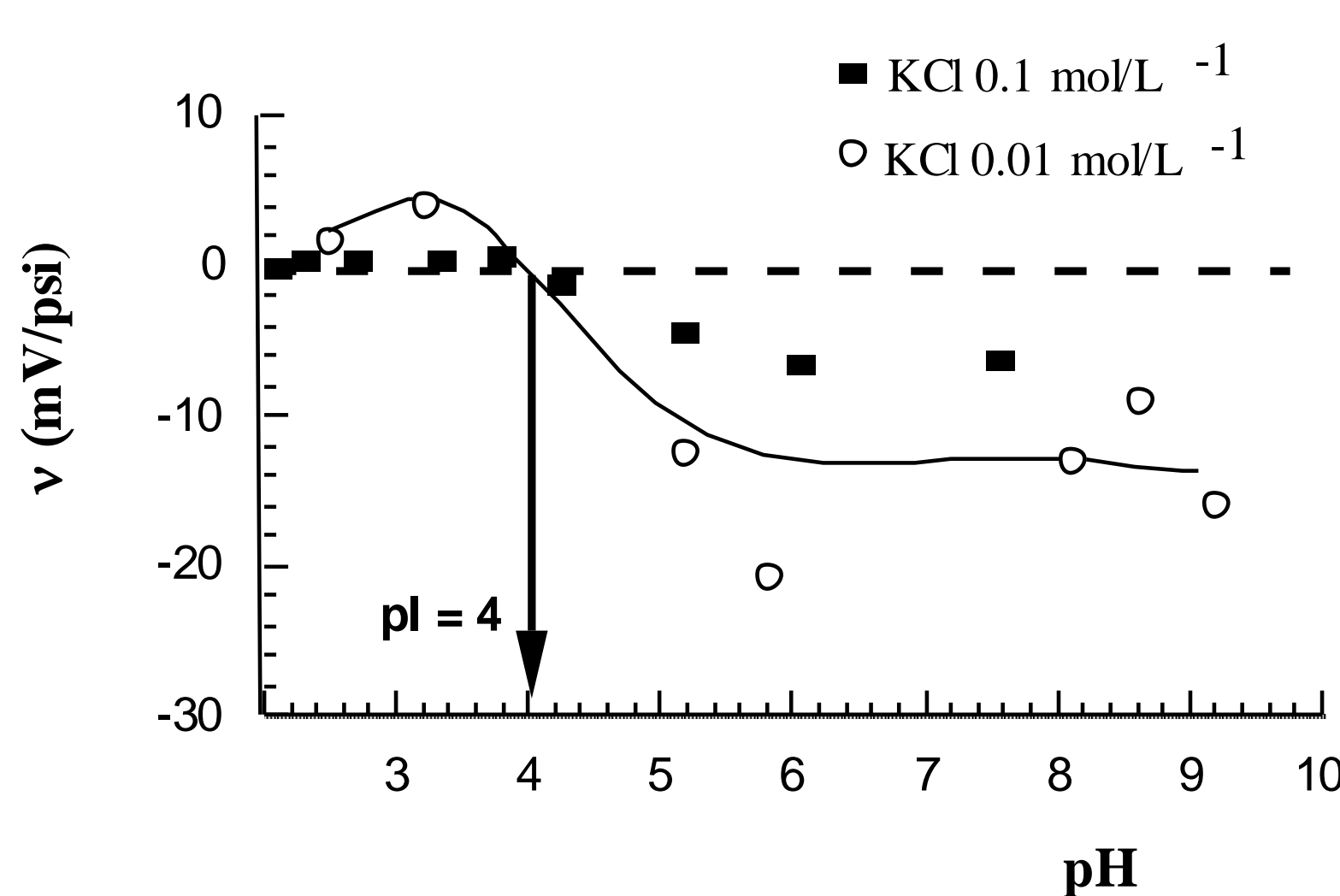


- (a) reservoir
- (b) peristaltic pump
- (f) planar module
- (γ1, γ2) saturated calomel electrodes
- (i) voltmeter
- (c) Vycor® fixing the junction potential

Used as shown for streaming potential measurements and without the potential measurements pieces for 2-HF filtration

RESULTS

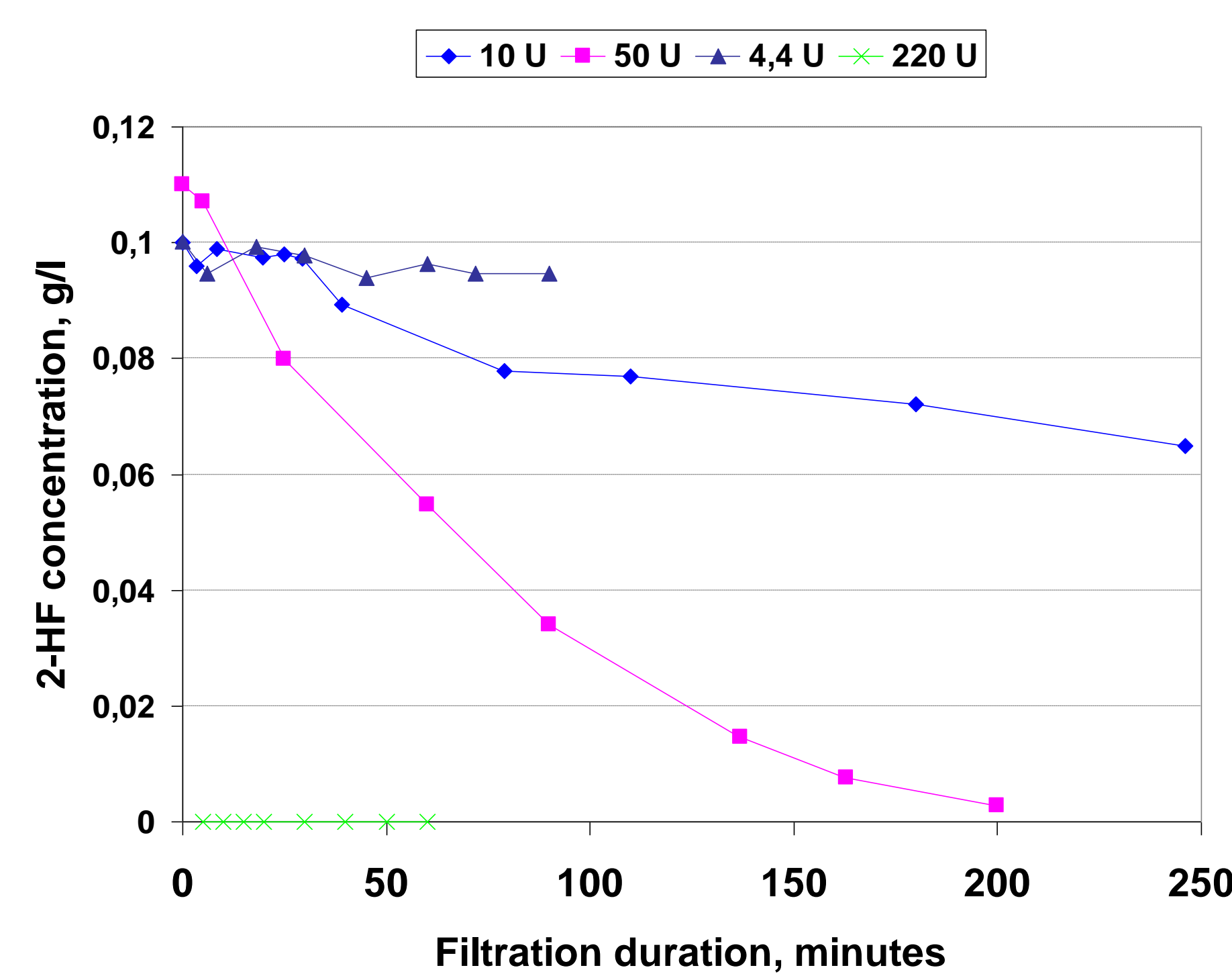
Isoelectric point determination



Streaming potential measurements

μ Isoelectric point of the grafted membrane: $pI = 4 \pm 0.5$ representative of the pI of the mixture of laccases

Laccase degradation efficiency



μ Removal efficiency of 2-HF in the filtrate increases with the amount of grafted laccases

Filtration module: Minitan S 120 cm² planar membranes grafted with 4.4, 10, 50 and 220 laccase activity units.
2-HF initial concentration 0.1 ss g/L in acetate buffer 0.05 M, pH 5
T=22°C.

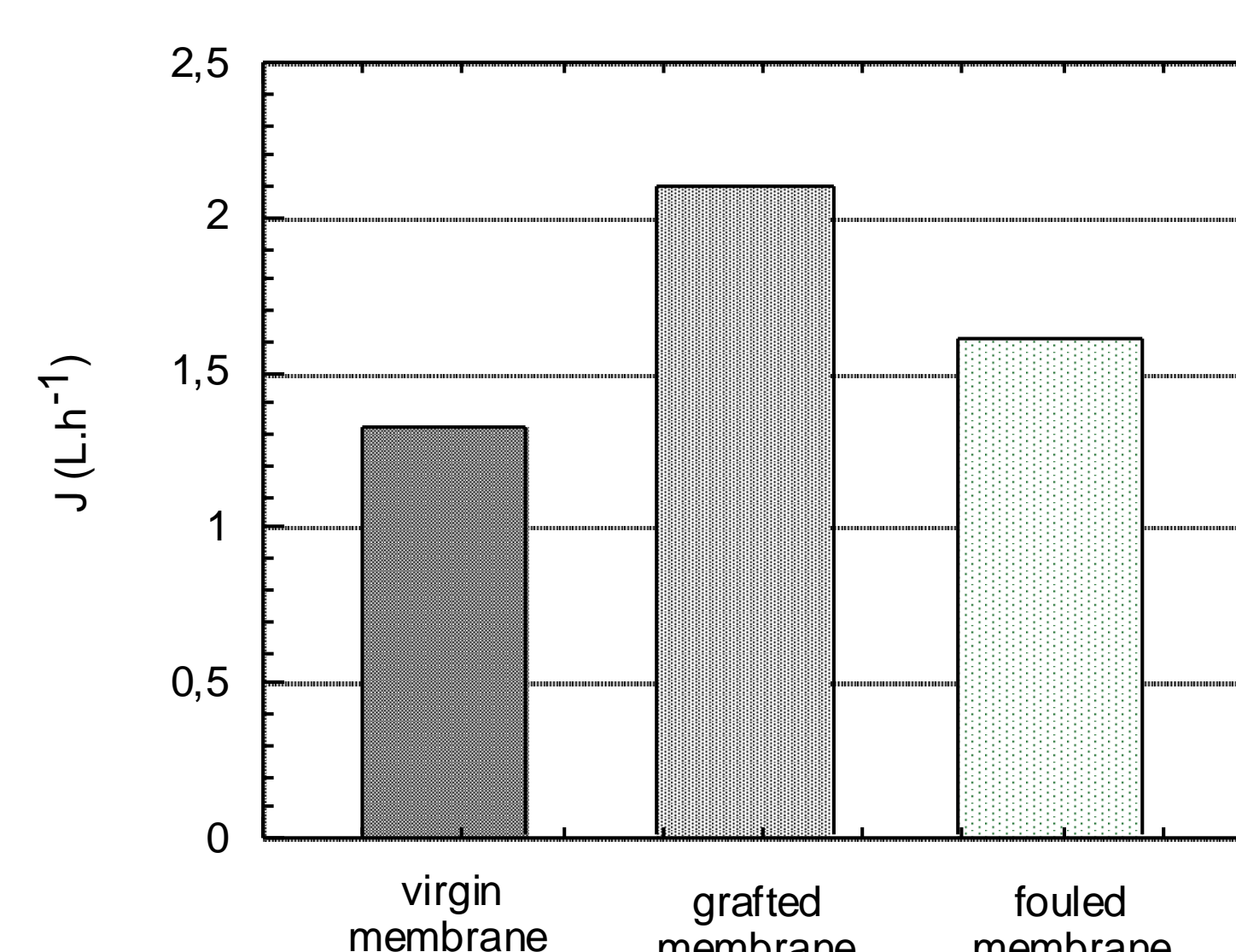
Wettability determination

Type of membrane	Contact angle, °
Hydrophilic PVDF	0°
Hydrazine activated PVDF membrane	123°
Laccase covalently grafted PVDF membrane	0°
Hydrazine activated PVDF membrane with adsorbed laccase	60°

Sessile drop contact angle technique

μ Covalent coupling of laccase to the membrane restores its hydrophilicity more efficiently than adsorption

Permeability measurements



μ Laccase coating increases the flux through the membrane
 μ The precipitation of the 2-HF degradation products does not induces significative fouling

Effective membrane surface: 60 cm²
Grafted membrane with 50 laccase activity units
Fouled membrane after treatment of 200 mL of 0.1 g/L 2-HF

Acknowledgement: we thank J.M. Siffre (ENSCP, Laboratoire de Physicochimie des Surfaces Métalliques) for performing the XPS measurements