



**HAL**  
open science

## Sensitive and selective ammonia gas sensor based on molecularly modified SnO<sub>2</sub>

Mohamad Hijazi, Valérie Stambouli, Mathilde Rieu, Guy Tournier, Christophe Pijolat, Jean-Paul Viricelle

► **To cite this version:**

Mohamad Hijazi, Valérie Stambouli, Mathilde Rieu, Guy Tournier, Christophe Pijolat, et al.. Sensitive and selective ammonia gas sensor based on molecularly modified SnO<sub>2</sub>. EUROSENSORS 2017, CMC2; École des Mines de Saint-Étienne, Sep 2017, Paris, France. pp.399, 10.3390/proceedings1040399 . hal-01597467

**HAL Id: hal-01597467**

**<https://hal.science/hal-01597467v1>**

Submitted on 16 Oct 2017

**HAL** is a multi-disciplinary open access archive for the deposit and dissemination of scientific research documents, whether they are published or not. The documents may come from teaching and research institutions in France or abroad, or from public or private research centers.

L'archive ouverte pluridisciplinaire **HAL**, est destinée au dépôt et à la diffusion de documents scientifiques de niveau recherche, publiés ou non, émanant des établissements d'enseignement et de recherche français ou étrangers, des laboratoires publics ou privés.

# Sensitive and selective ammonia gas sensor based on molecularly modified SnO<sub>2</sub>

Mohamad Hijazi <sup>1,\*</sup>, Valérie Stambouli <sup>2</sup>, Mathilde Rieu <sup>1</sup>, Guy Tournier <sup>1</sup>, Christophe Pijolat <sup>1</sup> and Jean-Paul viricelle <sup>1</sup>

<sup>1</sup> École Nationale Supérieure des Mines, SPIN-EMSE, CNRS:UMR5307, LGF, F-42023 Saint-Étienne, France

<sup>2</sup> LMGP, Université Grenoble-Alpes, Grenoble INP-MINATEC, CS 50257, 38016 Grenoble Cedex 1, France

\* Correspondence: mohamad\_hijazi@outlook.fr; Tel.: +33 4 77 42 93 41

**Abstract:** The development of selective and cheap metal oxide gas sensor at ambient temperature is still a challenging idea. In this study, SnO<sub>2</sub> surface functionalization was performed in order to obtain sensitive and selective gas sensor operated at ambient temperature. 3-aminopropyltriethoxysilane (APTES) was used as an intermediate step, followed by functionalization with molecules having acyl chloride with different end functional groups molecules such as alkyl, acid and ester groups. Acid and ester modified sensors are sensitive to ammonia between 0.2 and 10 ppm at room temperature. However, ester modified SnO<sub>2</sub> is more selective than acid modified sensor regarding ethanol and carbon monoxide gases.

**Keywords:** SnO<sub>2</sub>; molecular modification; APTES; gas sensor; sensitivity; selectivity; ammonia; ambient temperature

---

## 1. Introduction

A simple and noninvasive tool for disease diagnosis is offered by the detection of gases in exhaled breath. Metal oxide chemical sensors are promising devices because they are small, easy to use and less expensive than other spectrometry techniques [1]. For such application, the gas sensor should be sensitive to low concentration of gas and selective to one gas in presence of other gases. Tin dioxide material allows the detection of many gaseous compounds. Nevertheless, the SnO<sub>2</sub>-based sensors suffer from two major drawbacks which constitute an obstacle to their development. SnO<sub>2</sub> has lack of selectivity because it has high affinity with many gases. In addition, SnO<sub>2</sub> has high operating temperature between 250 °C and 500 °C. One way to cover these drawbacks is the surface molecular functionalization of SnO<sub>2</sub>. Some work on silicon nanowire field effect transistors showed change in the working principle of the sensor. In this case, the interactions are between the gas and the grafted organic layer rather than the metal oxide substrate. The interactions of gases with the attached layer lead to change in the dipole moment that variate the electrical properties of substrate (e.g. SnO<sub>2</sub>) [2]. Such modified sensors work at ambient temperature which reduces the power consumption since these sensors will be used in portable devices.

In this work we are intended to achieve surface functionalization of SnO<sub>2</sub> thick film. The functionalization of SnO<sub>2</sub> was performed to cover these well-known disadvantages. The purpose of functionalization was to passivate the surface states on the SnO<sub>2</sub> sensors by molecular layer aiming to optimize their interactions with ammonia gas. The first step of molecular modification is the attachment of APTES. The second step is to fix alkyl, acid and ester functional groups on APTES modified SnO<sub>2</sub>. These sensors are tested to ammonia gas at room temperature. The selectivity is examined versus ethanol, carbon monoxide and acetone gases.

## 2. Materials and methods

In this study, SnO<sub>2</sub> thick films are deposited on alumina substrate by screen-printing technique. A semi-automatic Aurel C890 machine was used. The procedures for preparing the SnO<sub>2</sub> ink and sensor fabrication parameters have been described elsewhere [3]. The SnO<sub>2</sub> ink is produced by mixing SnO<sub>2</sub> powder (Prolabo Company) with a solvent and an organic binder. This ink was then screen printed on an alpha-alumina substrate (38×5×0.4 mm<sup>3</sup>) provided with sputtered gold electrodes. The deposited SnO<sub>2</sub> material is finally annealed for 10 h at 700 °C in air to get SnO<sub>2</sub> film with a thickness of 40 microns. The SnO<sub>2</sub> particles sizes of the elaborated films were found to be around 75 nm.

The functionalization of SnO<sub>2</sub> was carried out by two steps which lead to covalent attachment of alkyl, acid and ester end functional groups. The first step is the condensation reaction between the hydroxyl groups present on SnO<sub>2</sub> surface and 3-aminopropyltriethoxysilane (APTES from ACROS Organics). This step generates a film terminated by amine groups (SnO<sub>2</sub>-APTES) which will act as a substrate for the second step of modifications. Silanization in liquid phase has been described elsewhere [4]. In a first step, SnO<sub>2</sub> sensors were immersed in 50 mM APTES dissolved in 95 % absolute ethanol and 5 % of deionized water for 5 h under stirring at room temperature. After reaction, the sensors were rinsed with absolute ethanol and dried under N<sub>2</sub> flow to remove the unbounded APTES molecules. As a second step, these terminal amine groups of APTES allow the coupling reaction with molecules bearing acyl chloride group. In the second step, alkyl, acid and ester end group grafting was achieved by immersing APTES modified SnO<sub>2</sub> in a solution of 10 mM of hexanoyl chloride (98%, ALDRICH, alkyl: C<sub>6</sub>H<sub>11</sub>ClO), 1,4-butanedicarbonyl chloride (98%, Fluka, acid: C<sub>6</sub>H<sub>8</sub>Cl<sub>2</sub>O<sub>2</sub>) or methyl adipoyl chloride (96%, Alfa Aesar, ester: C<sub>7</sub>H<sub>11</sub>ClO<sub>3</sub>), with 5 μL of triethylamine (Fluka) in 5 mL of chloroform as solvent for 12 hours under stirring. The sensors were then rinsed with chloroform and dried under N<sub>2</sub> flow.

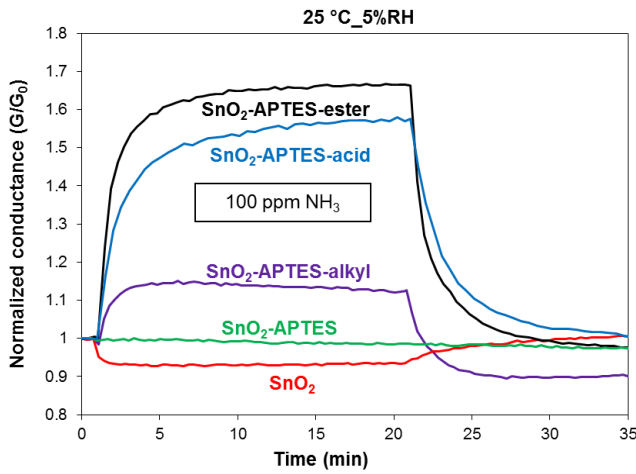
The elaborated sensors were tested under gases in a test bench at 25 °C to check the effects of functionalization on sensor performance. In this test bench, sensors are installed in an 80 cm<sup>3</sup> glass chamber under constant gas flow of 15 l/h. It is provided with gas mass flow controllers which allow controlling the concentrations of different gases at same time. The sensitivity was tested to ammonia gas at 25 °C with air containing 5 % of relative humidity (RH). It is defined as the slope of the tangent on the curve of response ( $G_N - G_A / G_A$ , with  $G_N$ : conductance after 20 min of ammonia injection, and  $G_A$ : conductance under air with 5%RH) versus ammonia concentration. Sensors selectivity was tested versus ethanol, carbon monoxide and acetone gases.

### 3. Results and discussion

The first part of the test under gases was to show the characteristic of the response of different sensors to ammonia gas. As shown in figure 1, the sensors were tested to 100 ppm of ammonia balanced with 5% RH air at 25 °C. The conductance of pure SnO<sub>2</sub> decreases upon exposure to ammonia gas. This type of response has been founded before by Kamalpreet Khun Khun et al. [5] at temperature between 25 to 200 °C. SnO<sub>2</sub>-APTES shows no change in conductance upon exposure to ammonia. This implies that no significant interactions occur between the grafted APTES and ammonia gas. In term of polarity and other chemical properties like acidity, the amine and ammonia groups are almost the same, since amine is one of the derivatives of ammonia. Hence, such response was expected for SnO<sub>2</sub>-APTES. In addition, this behavior indicates that the SnO<sub>2</sub> surface is well covered by APTES molecules because the negative response observed on pure SnO<sub>2</sub> is totally inhibited.

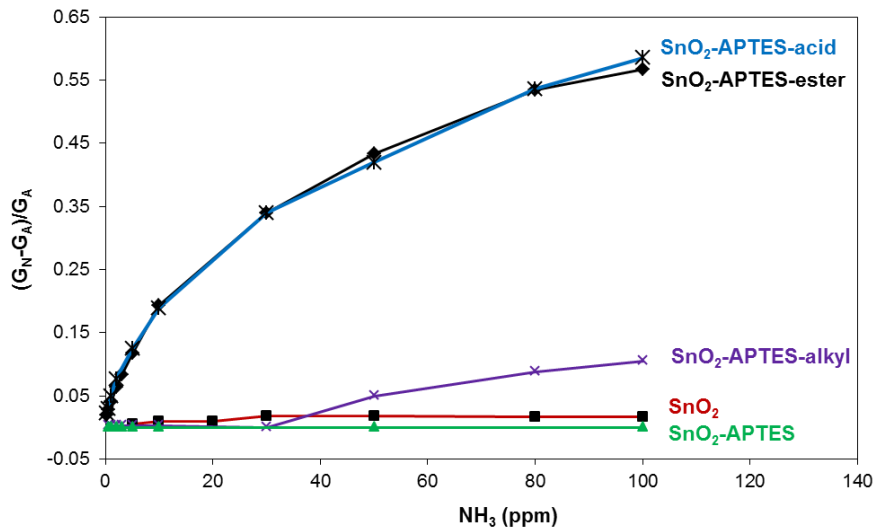
SnO<sub>2</sub>-APTES-ester, SnO<sub>2</sub>-APTES-acid and SnO<sub>2</sub>-APTES-alkyl exhibit increase in conductance upon exposure to 100 ppm of ammonia gas (Figure 1). However, the response of SnO<sub>2</sub>-APTES-ester and SnO<sub>2</sub>-APTES-acid are more important than that of SnO<sub>2</sub>-APTES-alkyl. These responses could be related to the different polarities of the attached end functional groups. The interaction of ammonia with ester and acid modified SnO<sub>2</sub> is dipole-dipole while it's induced-dipole in the case of alkyl modified sensor. In addition, dipole-dipole interaction is always stronger than induced dipole interaction [2]. These interactions of ammonia molecule with the attached end functional groups lead to variation in the dipole moment of the molecular layer. The variation in the molecular

layer's dipole moment affects the electron mobility in SnO<sub>2</sub> film which modifies the conductance [6].



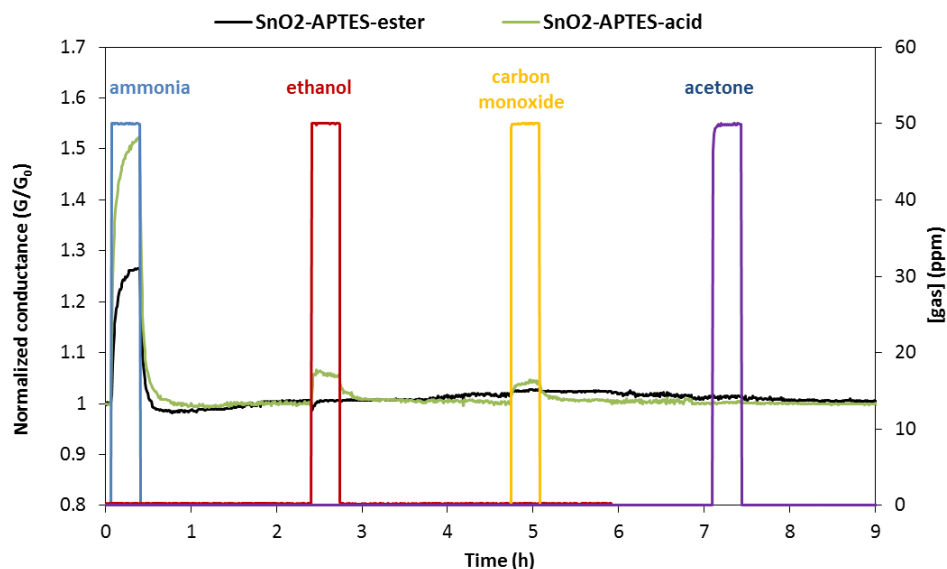
**Figure 1.** The sensor response of SnO<sub>2</sub>, SnO<sub>2</sub>-APTES, SnO<sub>2</sub>-APTES-alkyl, SnO<sub>2</sub>-APTES-acid and SnO<sub>2</sub>-APTES-ester to 100 ppm of ammonia gas balanced with humid air (5%RH) at 25 °C. G is the conductance at any time and G<sub>0</sub> is the conductance at the beginning of the test (t=0).

Regarding the different sensors sensitivity against ammonia concentrations, figure 2 shows the relative responses versus ammonia concentrations of SnO<sub>2</sub>-APTES-ester and SnO<sub>2</sub>-APTES-acid in comparison with pure SnO<sub>2</sub>, SnO<sub>2</sub>-APTES and SnO<sub>2</sub>-APTES-alkyl sensors. Pure SnO<sub>2</sub> and SnO<sub>2</sub>-APTES sensors have almost no sensitivity to different ammonia concentrations. In addition, SnO<sub>2</sub>-APTES-alkyl gives no significant response between 0.2 ppm and 30 ppm. It can be noticed that SnO<sub>2</sub>-APTES-ester and SnO<sub>2</sub>-APTES-acid exhibit constant sensitivity between 0.2 ppm and 10 ppm, around 0.023 ppm<sup>-1</sup>.



**Figure 2.** Relative response of SnO<sub>2</sub>, SnO<sub>2</sub>-APTES, SnO<sub>2</sub>-APTES-alkyl, SnO<sub>2</sub>-APTES-acid and SnO<sub>2</sub>-APTES-ester sensors versus ammonia concentrations in 5% RH air at 25 °C.

Concerning the selectivity of ester and acid modified sensors, figure 3 shows that the SnO<sub>2</sub>-APTES-ester sensor has almost no change in conductance upon exposure to 50 ppm of ethanol, carbon monoxide and acetone at 25 °C. This means that ester modified sensor is selective to ammonia, at least in regards of the three tested gases. However, acid modified SnO<sub>2</sub> shows less selectivity than ester modified sensor versus ethanol and carbon monoxide. This particular selectivity derives from the unique interactions of the grafted layer on SnO<sub>2</sub> with ammonia gas.



**Figure 3.** The sensor response of SnO<sub>2</sub>-APTES-ester and SnO<sub>2</sub>-APTES-acid upon exposure to 50 ppm of ammonia, ethanol, carbon monoxide and acetone gases in humid air (5%RH) at 25 °C.

#### 4. Conclusions

SnO<sub>2</sub> thick films were produced by screen printing and molecularly modified by solution chemical processes. Pure SnO<sub>2</sub> sensor and APTES modified SnO<sub>2</sub> didn't show any significant sensitivity to ammonia between 0.5-100 ppm under 5%RH at 25 °C. On the contrary, ester and acid modified sensors show constant sensitivity between 0.5 and 10 ppm to ammonia (0.023 ppm<sup>-1</sup>) at 25 °C. Moreover, ester modified SnO<sub>2</sub>-APTES sensor is more selective to ammonia gas with respect to reducing gases like ethanol, carbon monoxide and acetone than the acid modified one. As a conclusion, ester modified sensor is a good candidate for breath analysis applications for the diagnosis of diseases related to ammonia gas biomarker. Furthermore, working at ambient temperature is an important challenge to fulfill in view of flexible sensing substrate. Here, a potential molecular modification of SnO<sub>2</sub> for smart devices and portable applications has been put in evidence by our results.

#### References

1. N. Kahn, O. Lavie, M. Paz, Y. Segev, H. Haick, Dynamic Nanoparticle-Based Flexible Sensors: Diagnosis of Ovarian Carcinoma from Exhaled Breath. *Nano Lett.* **2015**, 15, 7023–7028.
2. B. Wang, H. Haick, Effect of Functional Groups on the Sensing Properties of Silicon Nanowires toward Volatile Compounds. *ACS Appl. Mater. Interfaces.* **2013**, 5, 2289–2299.
3. G. Tournier, C. Pijolat, Selective filter for SnO<sub>2</sub>-based gas sensor: application to hydrogen trace detection. *Sens. Actuators B Chem.* **2005**, 106, 553–562.
4. M. Le, C. Jimenez, E. Chainet, V. Stambouli, A Label-Free Impedimetric DNA Sensor Based on a Nanoporous SnO<sub>2</sub> Film: Fabrication and Detection Performance. *Sensors.* **2015**, 15, 10686–10704.
5. K. Khun Khun, A. Mahajan, R.K. Bedi, SnO<sub>2</sub> thick films for room temperature gas sensing applications. *J. Appl. Phys.* **2009**, 106, 124509.

6. R.C. Hoft, M.J. Ford, M.B. Cortie, Effect of dipole moment on current-voltage characteristics of single molecules. *Nanosci. Nanotechnol.* **2006**.