



HAL
open science

Potential effects of climate change on first-feeding brown trout growth and metabolism

Elorri Arevalo, Stéphane Panserat, Iban Seiliez, Aitor Larrañaga, Agnes Bardonnnet

► To cite this version:

Elorri Arevalo, Stéphane Panserat, Iban Seiliez, Aitor Larrañaga, Agnes Bardonnnet. Potential effects of climate change on first-feeding brown trout growth and metabolism. Nowpas 2017 - Annual meeting, Mar 2017, Shaftesbury, United Kingdom. 26 diapos. hal-01594850

HAL Id: hal-01594850

<https://hal.science/hal-01594850>

Submitted on 5 Jun 2020

HAL is a multi-disciplinary open access archive for the deposit and dissemination of scientific research documents, whether they are published or not. The documents may come from teaching and research institutions in France or abroad, or from public or private research centers.

L'archive ouverte pluridisciplinaire **HAL**, est destinée au dépôt et à la diffusion de documents scientifiques de niveau recherche, publiés ou non, émanant des établissements d'enseignement et de recherche français ou étrangers, des laboratoires publics ou privés.



Distributed under a Creative Commons Attribution - ShareAlike 4.0 International License



Annual Meeting
7 – 10 March 2017
Shaftesbury – UK



Potential effects of climate change on first-feeding brown trout growth and metabolism

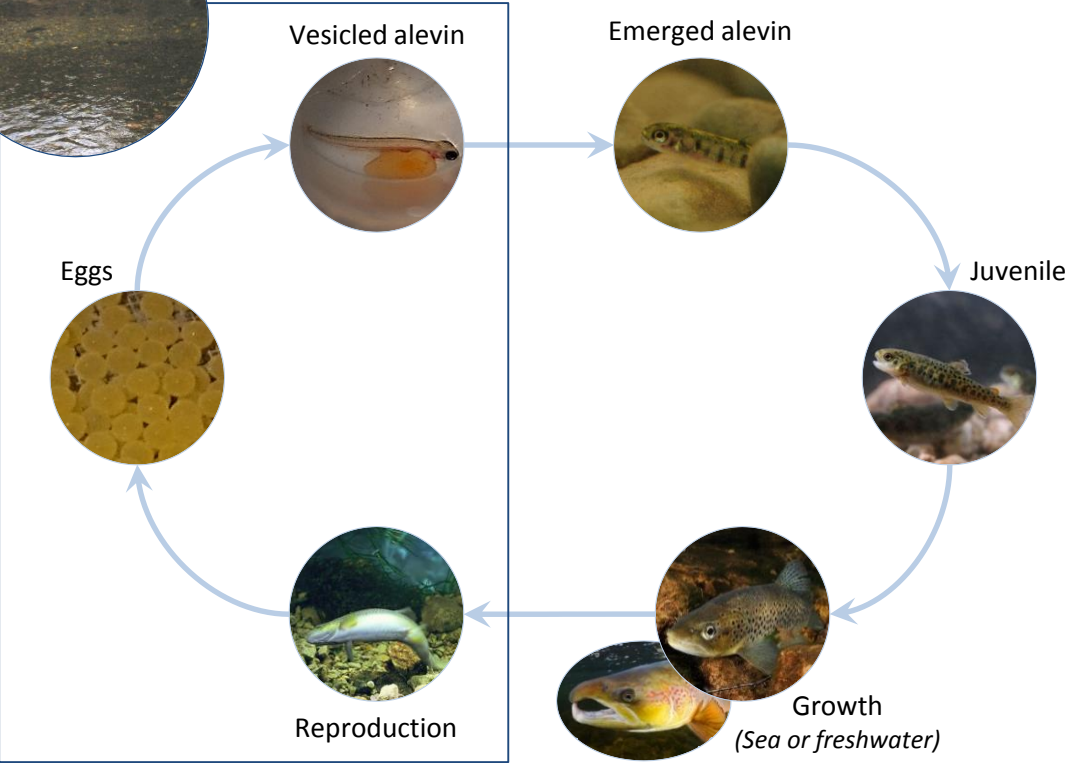
**AREVALO Elorri, PANSERAT Stéphane, SEILIEZ Iban,
LARRAÑAGA Aitor, BARDONNET Agnès**

Technical support from: **GLISE Stéphane, GUERAUD François, HUCHET Emmanuel,
LANGE Frédéric, PLAGNES-JUAN Elisabeth, RIVES Jacques**



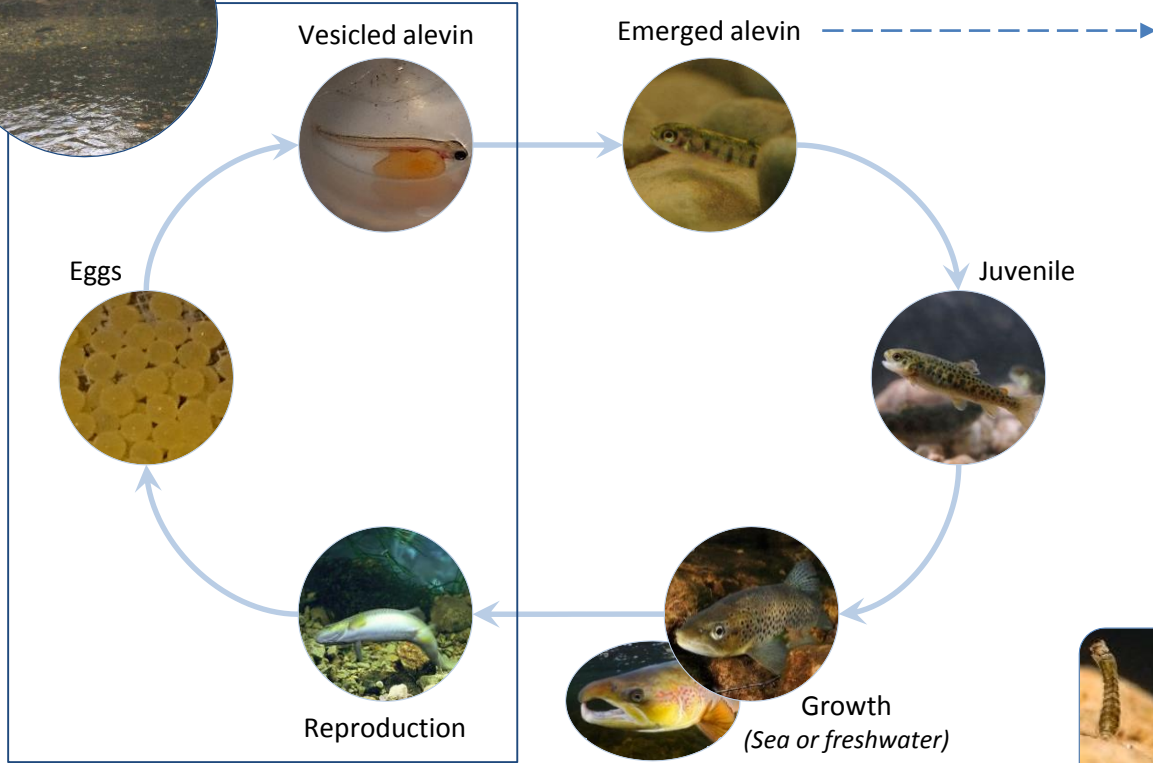


Undergravel stages





Undergravel stages



EMERGENCE
a critical stage
 ~ March/April

Skoglund & Barlaup, 2006

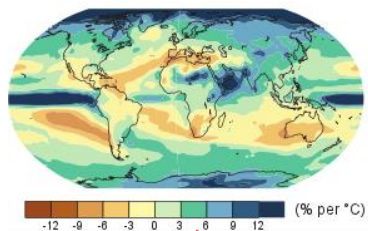
Physiological and behavioural changes

- Endogenous → exogenous feeding
- Competition for territory
- Predator vulnerability

Harsh conditions could induce huge mortality
i.e. reduced prey availability (macroinvertebrate larvae)



In the Atlantic coast of Europe ...



CLIMATE CHANGE

↗ Rainfall *in winter & spring*
↗ Flood intensity and frequency

↘ abundance of macroinvertebrate larvae

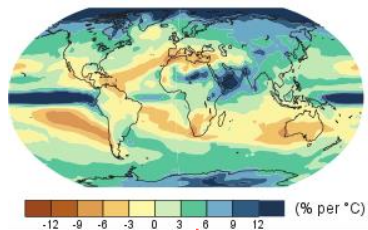
Robinson et al. 2004

↘ Prey availability

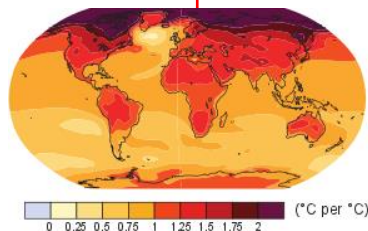
IPCC, 2014



In the Atlantic coast of Europe ...



CLIMATE CHANGE



IPCC, 2014

↗ Rainfall *in winter & spring*
↗ Flood intensity and frequency

↘ abundance of macroinvertebrate larvae

Robinson et al. 2004

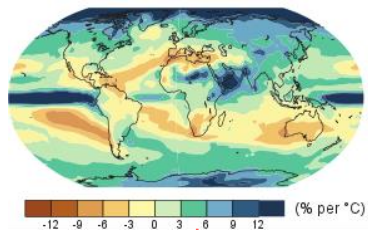
↘ Prey availability

↗ Temperature

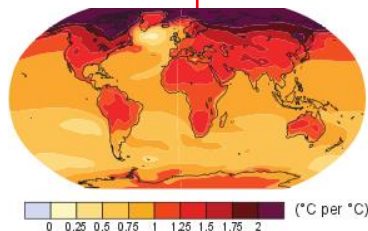
Leigh et al. 2015

↗ Metabolism

In the Atlantic coast of Europe ...



CLIMATE CHANGE



IPCC, 2014

↗ Rainfall *in winter & spring*
↗ Flood intensity and frequency

↘ abundance of macroinvertebrate larvae

Robinson et al. 2004

↘ Prey availability

↘↘ growth and survival of emerged alevins



↗ Temperature

Leigh et al. 2015

↗ Metabolism

CLIMATE CHANGE

**Alevins facing period
of starvation**

**Maintenance of
vital functions**



CLIMATE CHANGE

Alevins facing period of starvation

Reserve mobilisation

Bar, 2014

1) Carbohydrates

Glycolysis

2) Fatty acids

β -oxydation

3) Proteins

Proteolysis (e.g. proteasome)

and last reserves

Autophagy (amino-acids, fatty acids, and carbohydrates)



*Alevins:
limited amount
of reserves*

Energy production

Krebs cycle & respiratory chain

Maintenance of vital functions



Objectives of the experiment



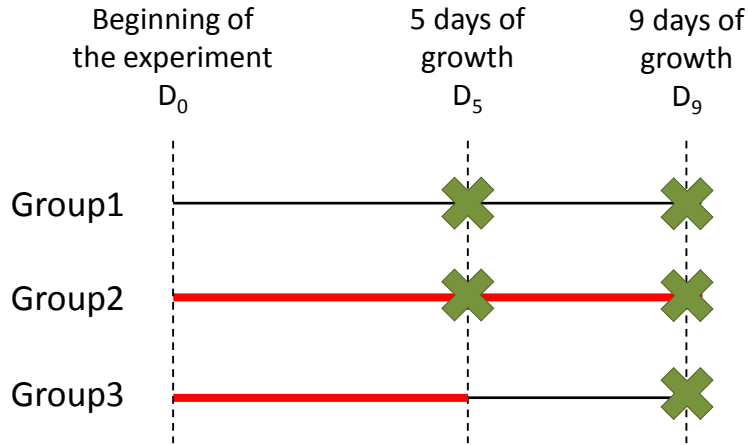
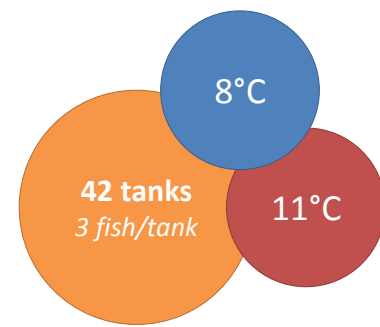
1) Understand the effects of **starvation** on alevins **nutritional** status

2) Test the alevins ability to **recover** from a **delayed** first-feeding

3) Analyse the effect of **temperature** on these phenomena



Experimental set up

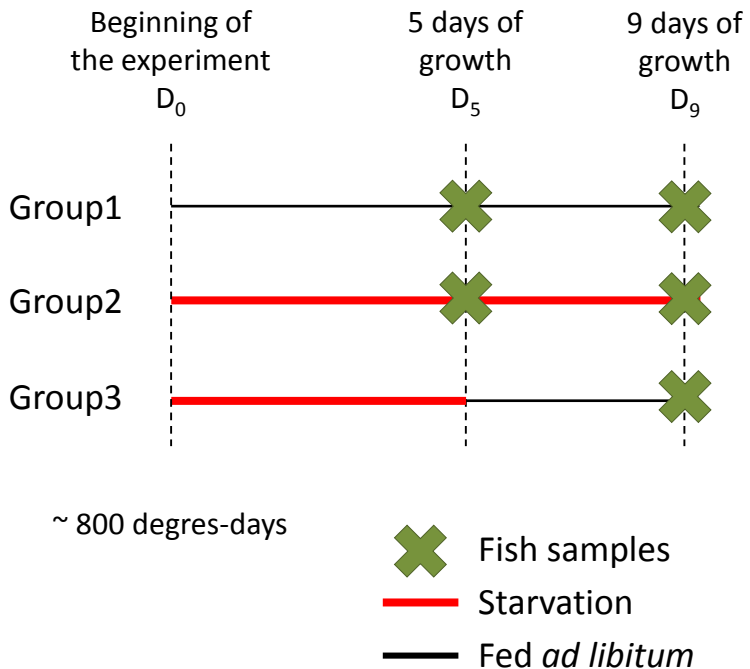


~ 800 degrees-days

- Fish samples
- Starvation
- Fed *ad libitum*




Experimental set up



At each endpoint

D_0 D_5 D_9



Biometric data

- Weight
- Size

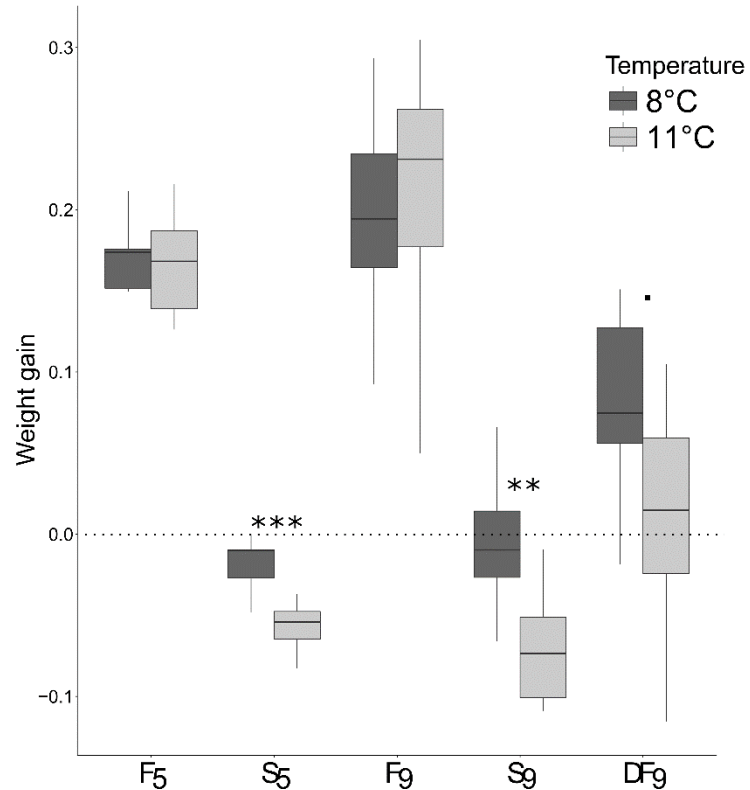
Wilcoxon-Mann-Whitney rank sum test

Biomolecular data

- Whole body
- RT-qPCR
- Expression of 19 genes
Lipid (3) & Amino-acid (6) catabolisms, Proteasome (5), Autophagy (5)
- Pfaffl method

Bayesian modelling





❖ F₅ & F₉: **Fed** fish **gained** weight

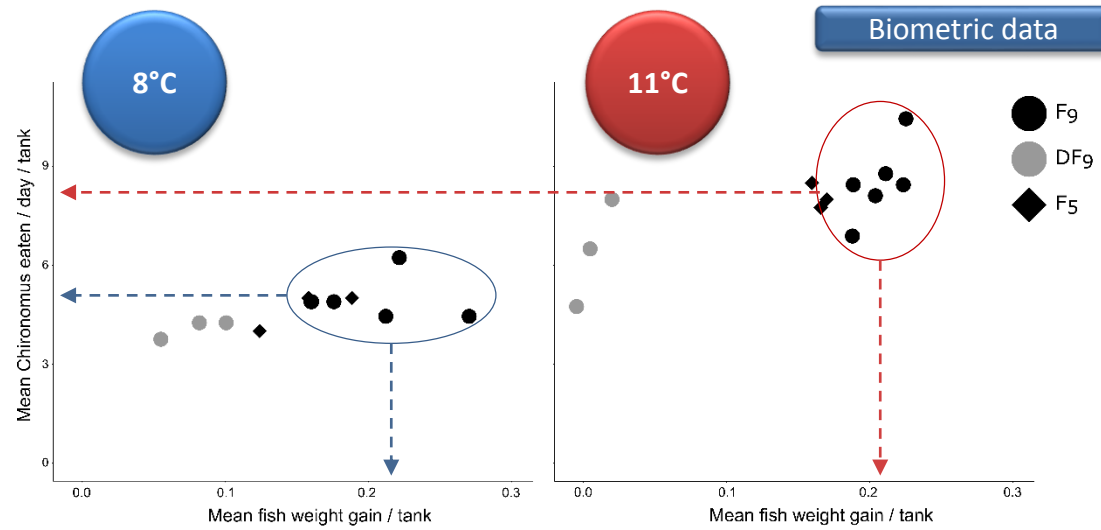
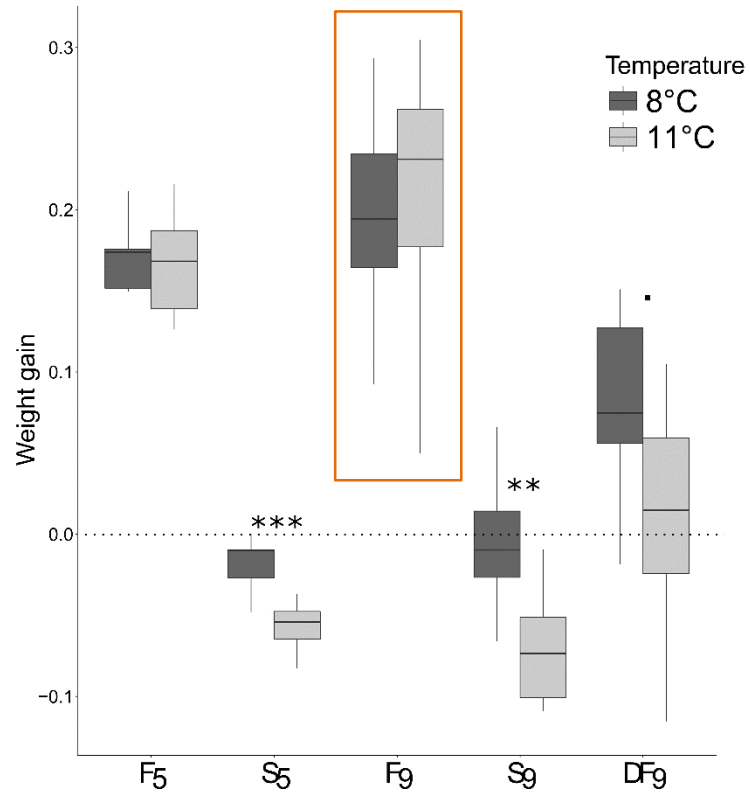
- No difference between 8°C and 11°C

❖ S₅ & S₉: **Starved** fish **lost** weight

- Fish leaner at 11°C

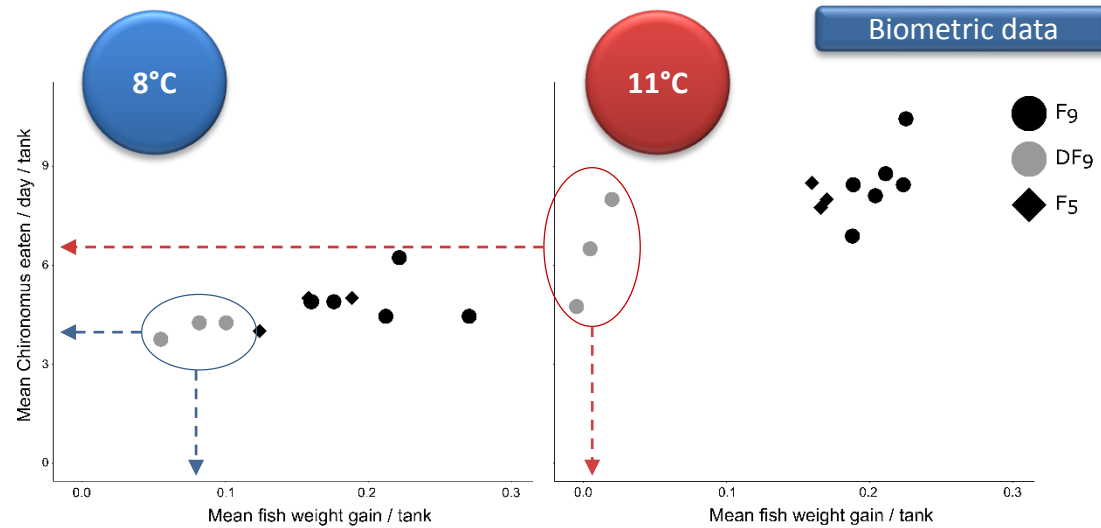
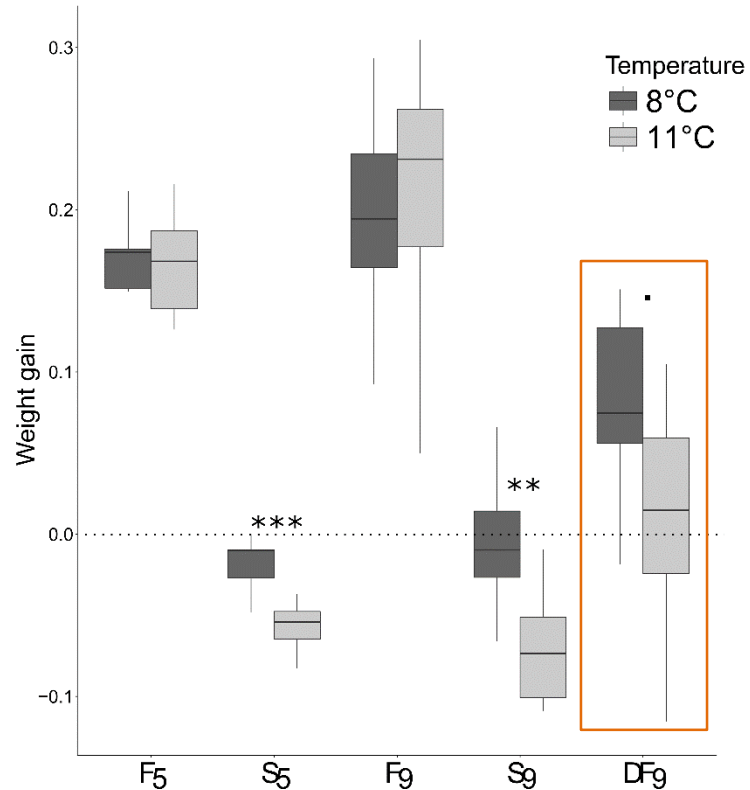
❖ DF₉: **Delayed first-fed** fish: intermediate state

- Difference close to significance level
- *p-value* = 0.059



◆ F₉: 8 vs 11°C

- Similar growth
- But food intake higher at 11°C



❖ F₉: 8 vs 11°C

- Similar growth
- But food intake higher at 11°C

❖ DF₉: 8 vs 11°C

- Both able to start feeding
- Same food intake than fed fish
- A trend for a better growth at 8°C



1) Understand the effects of **starvation** on alevins **nutritional** status

↘ Growth

2) Test the alevins ability to **recover** from a **delayed** first-feeding

↗ Recovery



↘↘ Growth

Recovery → More contrasted

- Some alevins recovering
- Others at the same levels than starved fish



Fed fish

- Under other physiological mechanisms
- Carnivores: food → fatty acids and proteins

Rainuzzo et al. 1997
Palmer and Ryman, 1972

Food degradation

No/low induction

Carbohydrates

Fatty acids

Proteins

Autophagy & Proteasome

Starved fish

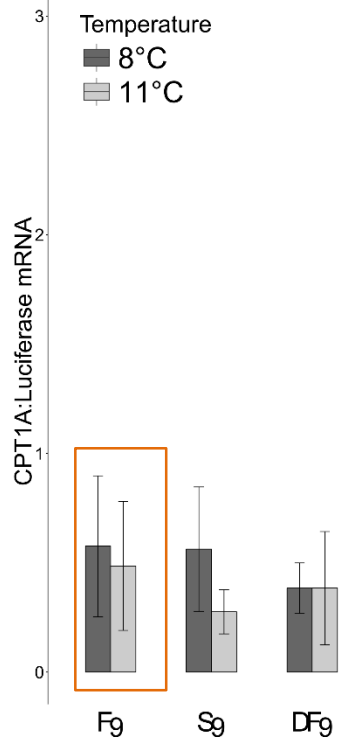
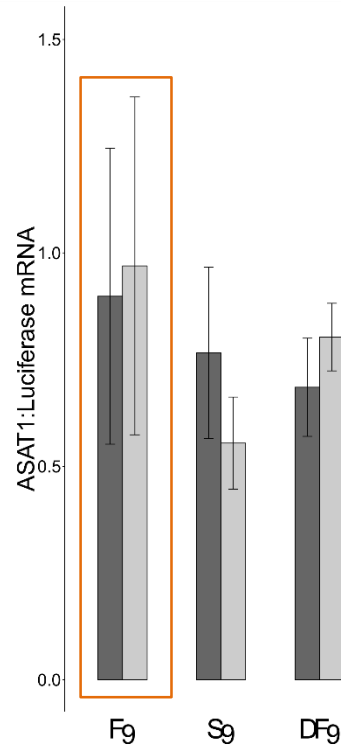
- Under other physiological mechanisms
- Limited: depletion in few hours

Body reserve uses

Last resort to
produce Energy

Seilliez et al. 2008

Data showed: D₉

Lipid catabolismAmino-Acid catabolism

Fed fish

8 ~ 11°C

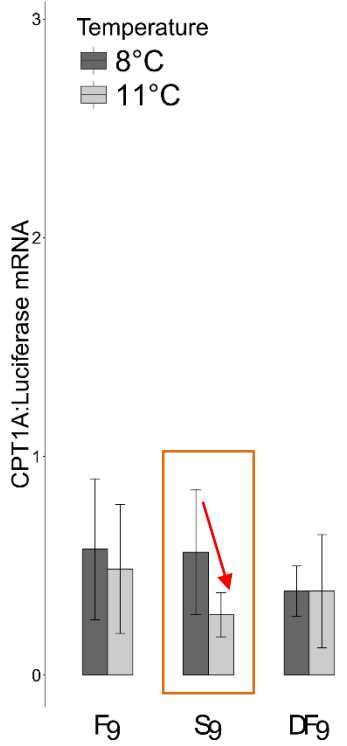
↗ food intake at
11°C

+

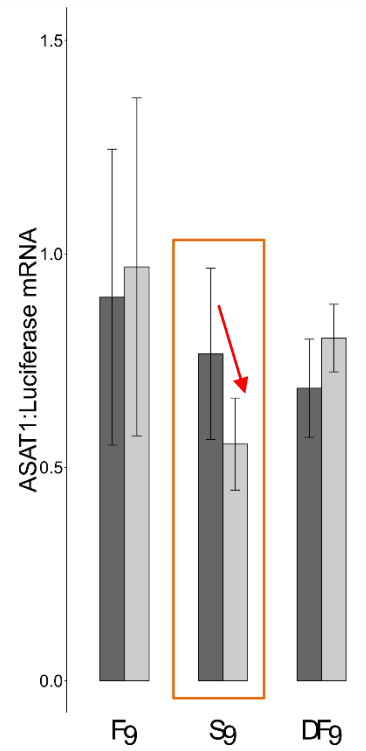
Similar growth &
catabolism

Better food
conversion
at 8°C?

Lipid catabolism



Amino-Acid catabolism



Fed fish

8 ~ 11°C

↗ food intake at 11°C

+
Similar growth & catabolism

Better food conversion at 8°C?

Starved fish

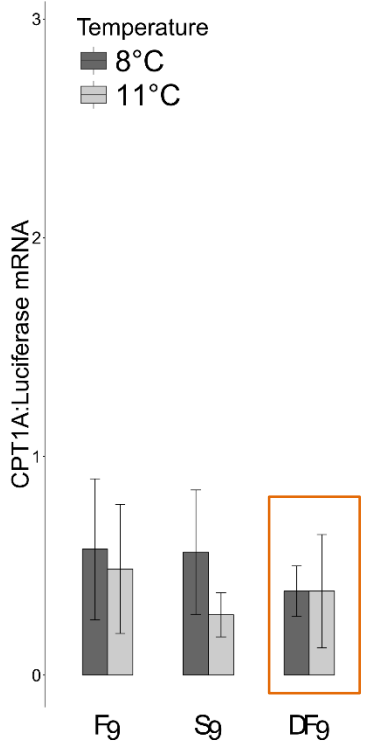
At 8°C = remaining reserves

At 11°C = lipid and AA catabolism ↘↘

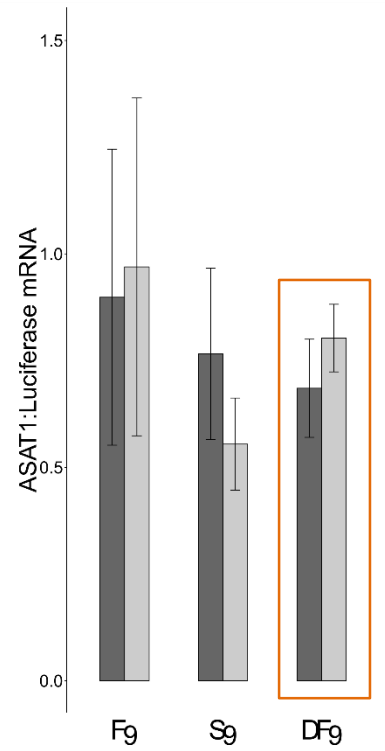
Hypometabolism?



Lipid catabolism



Amino-Acid catabolism



Fed fish

8 ~ 11°C

↗ food intake at 11°C

+
Similar growth & catabolism

Better food conversion at 8°C?

Starved fish

At 8°C = remaining reserves

At 11°C = lipid and AA catabolism ↘↘

Hypometabolism?

Delayed first-fed fish

8 ~ 11°C





1) Understand the effects of **starvation** on alevins **nutritional** status

↘ Growth

Still body reserves

2) Test the alevins ability to **recover** from a **delayed** first-feeding

↗ Recovery



↘↘ Growth

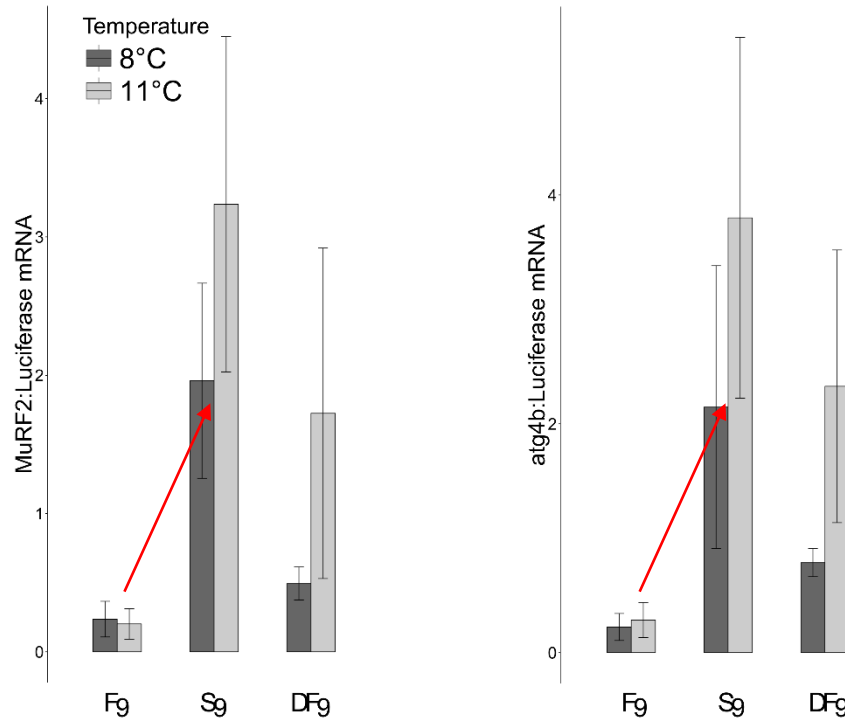
↘↘ gene expression
Reserves depleted?

Recovery → More contrasted



Proteasome:
skeletal-muscle protein + all the potential sources of energy =
(amino acids, fatty acids, and carbohydrates)

Energetic stress indicators



❖ Proteasome & Autophagy-related genes highly expressed during starvation

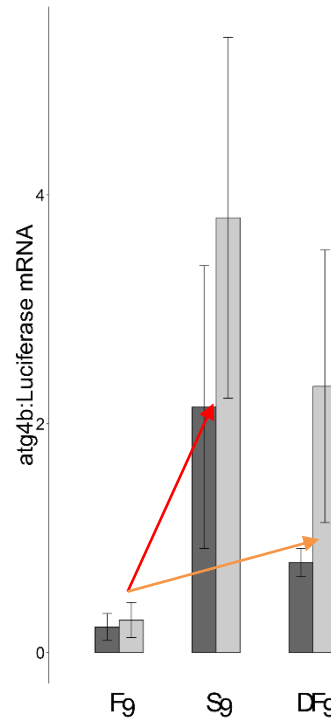
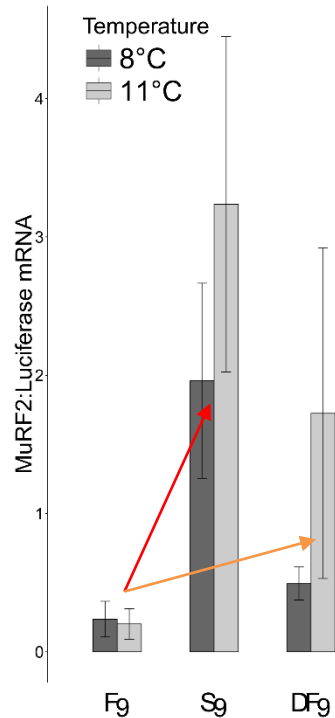
Proteasome:
skeletal-muscle protein

+

Autophagy:
all the potential sources of energy
(amino acids, fatty acids, and carbohydrates)

=

Energetic stress indicators



- ❖ Proteasome & Autophagy-related genes highly expressed during starvation
- ❖ Stress of starvation still noticeable in DF₉ fish

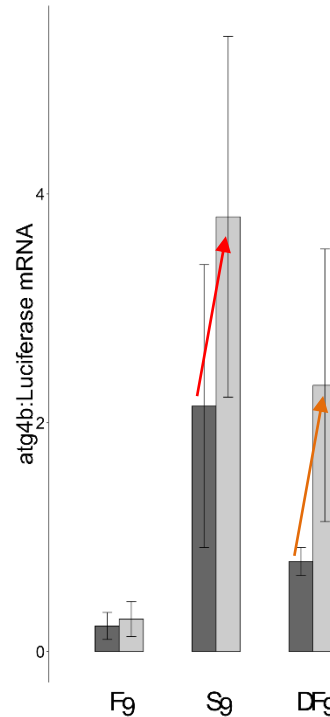
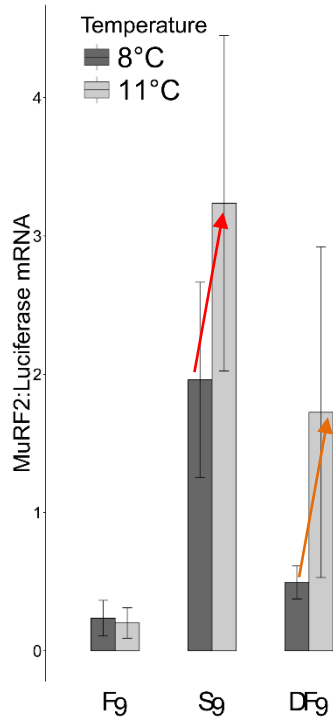
Proteasome:
skeletal-muscle protein

+

Autophagy:
all the potential sources of energy
(amino acids, fatty acids, and carbohydrates)

=

Energetic stress indicators



❖ Proteasome & Autophagy-related genes highly expressed during starvation

❖ Stress of starvation still noticeable in DF₉ fish

❖ Effect of temperature (S & DF)

■ 11°C >> 8°C



1) Understand the effects of **starvation** on alevins **nutritional** status

2) Test the alevins ability to **recover** from a **delayed** first-feeding

↘ Growth

↗ Recovery

Still body reserves

Autophagy & Proteasome induced



↘↘ Growth

Recovery → More contrasted

↘↘ gene expression
Reserves depleted?

Autophagy & Proteasome **highly** induced





- Food conversion is better at 8°C
- A **higher** temperature exacerbates the **metabolic distress** induced by **starvation**
- Despite 5 days of starvation, alevins are **able** to feed but recovery ...
 - Is not complete after 4 feeding days
 - Is more contrasted at 11°C

Thank you for your attention!
Any questions?



Photo credit: Stéphane GLISE (INRA) & www.arkive.org

