



**HAL**  
open science

# Comparative study between in-situ measurements and a 3D efficient model for the computation of magnetic fields in High Field Polyhelix magnets

Cécile Daversin, Francois Debray, Jean Dumas, Romain Hild, Christophe Prud'Homme, Philippe Sala, Christophe Trophime

## ► To cite this version:

Cécile Daversin, Francois Debray, Jean Dumas, Romain Hild, Christophe Prud'Homme, et al.. Comparative study between in-situ measurements and a 3D efficient model for the computation of magnetic fields in High Field Polyhelix magnets. 25th International Conference on Magnet Technology (MT25), Aug 2017, Amsterdam, Netherlands. . hal-01588678v2

**HAL Id: hal-01588678**

**<https://hal.science/hal-01588678v2>**

Submitted on 21 Sep 2017


**HAL** is a multi-disciplinary open access archive for the deposit and dissemination of scientific research documents, whether they are published or not. The documents may come from teaching and research institutions in France or abroad, or from public or private research centers.

L'archive ouverte pluridisciplinaire **HAL**, est destinée au dépôt et à la diffusion de documents scientifiques de niveau recherche, publiés ou non, émanant des établissements d'enseignement et de recherche français ou étrangers, des laboratoires publics ou privés.

# Comparative study between in-situ measurements and a 3D efficient model for the computation of magnetic fields in High Field Polyhelix magnets

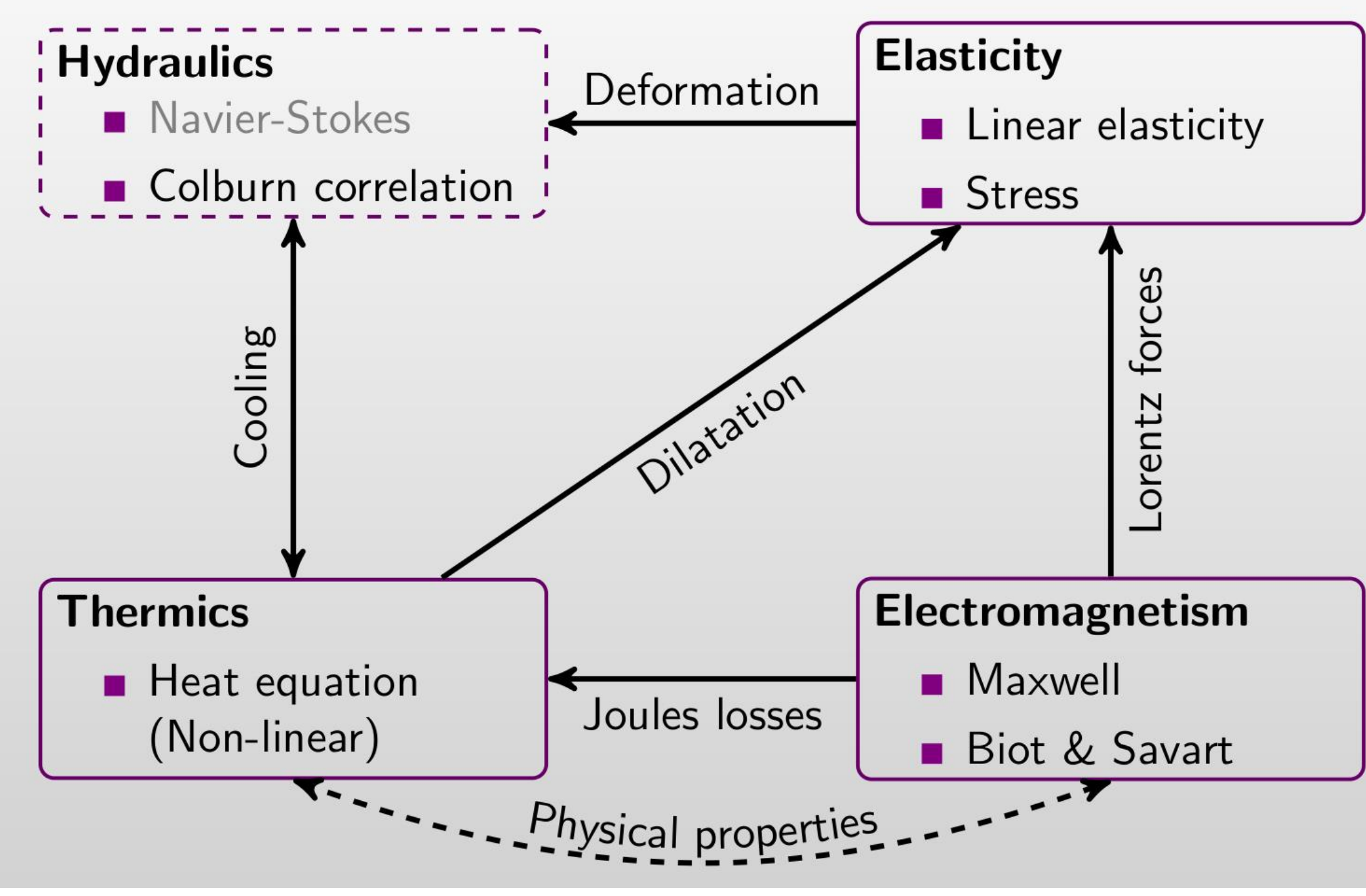
Cécile Daversin<sup>1,3</sup>, Francois Debray<sup>2</sup>, Jean Dumas<sup>2</sup>, Romain Hild<sup>1</sup>, Christophe PrudHomme<sup>1</sup>, Philippe Sala<sup>2</sup>, Christophe Trophime<sup>2</sup>

1. IRMA, University of Strasbourg, F-67000 Strasbourg, France
2. LNCMI, CNRS UGA INSA EMFL, F-38000 Grenoble, France
3. Formerly at IRMA now at Simula Research Laboratory, P.O. Box 134, 1325 Lysaker, Norway

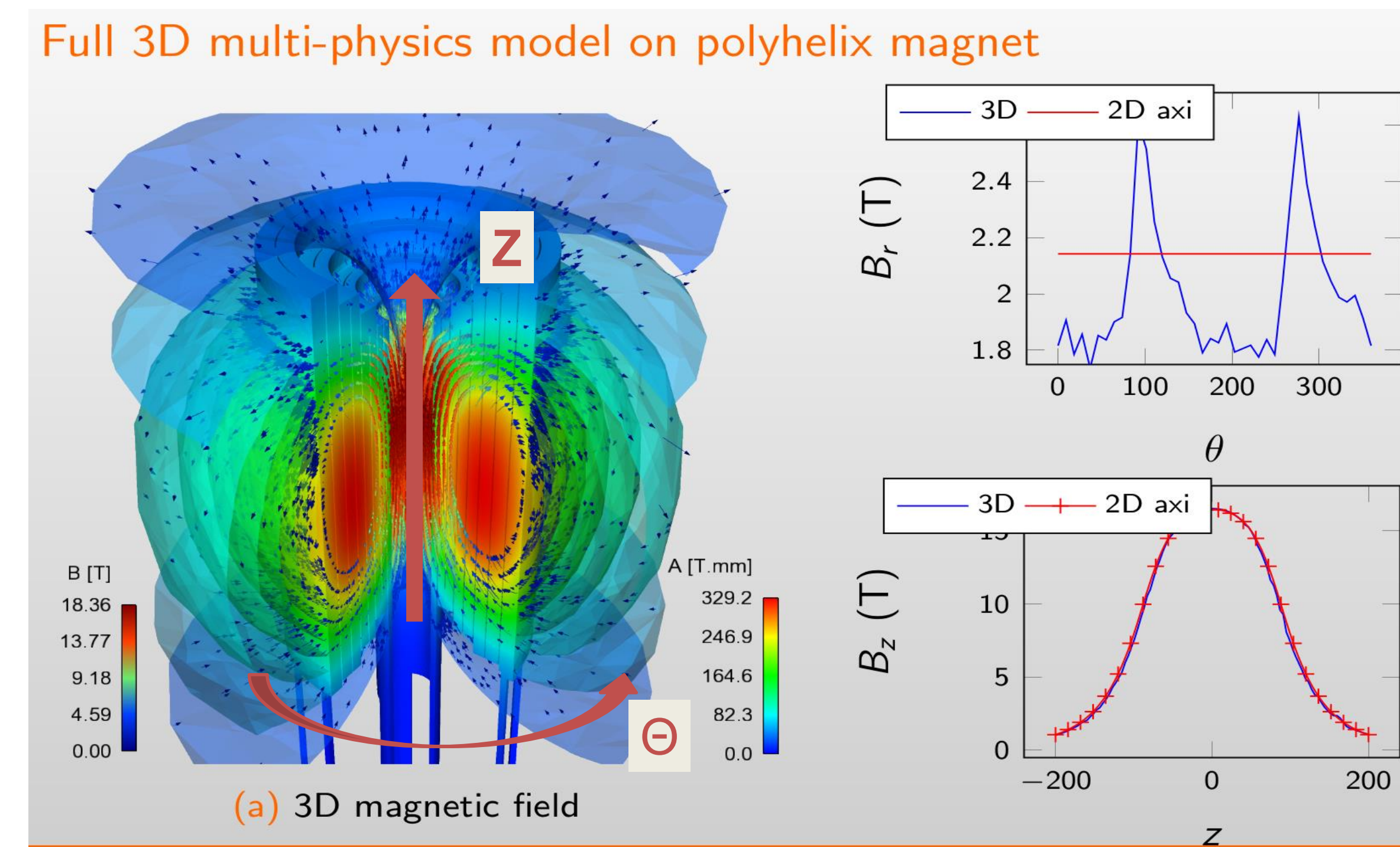


Tue-Af-Po2 [169]

## PolyHelix Magnet Modeling



- Full 3D NL Multi-Physics model**
- Use **Feel++ C++-14** FEM library
  - ThermoHydraulics: 0D
  - **Parallel Biot-Savart** Magnetic Field
  - Automatic CAD and Meshing (**Salome**)
- Up to 1024 procs  
• Up to 70 10<sup>6</sup> elts







**Unexpected 3D B Field profile observed in calculation**

Elements: 27 10<sup>6</sup>  
Cpus: 48 procs  
Time: 1640s  
Mem: 785 Gb

## Objectives

- Confirm the 3D effects predicted**
- Validate Numerical Model(s)
- Existing Mag. Field profile : only available**
- on Oz axis
  - in a small sphere of 1 cm<sup>3</sup>
- Need for Dedicated experimental setup**
- On Magnet Site setup
  - Low Field TestBench

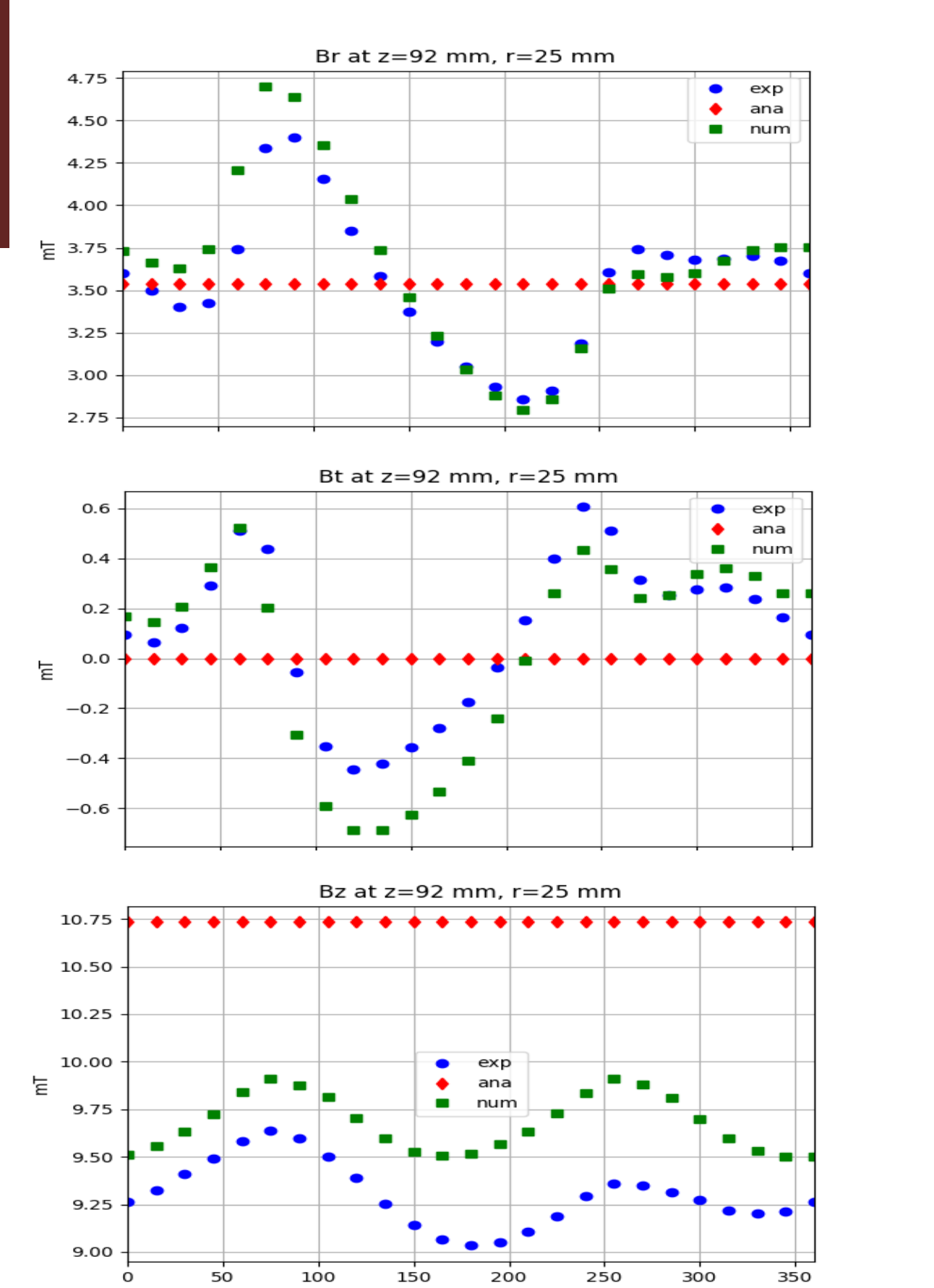
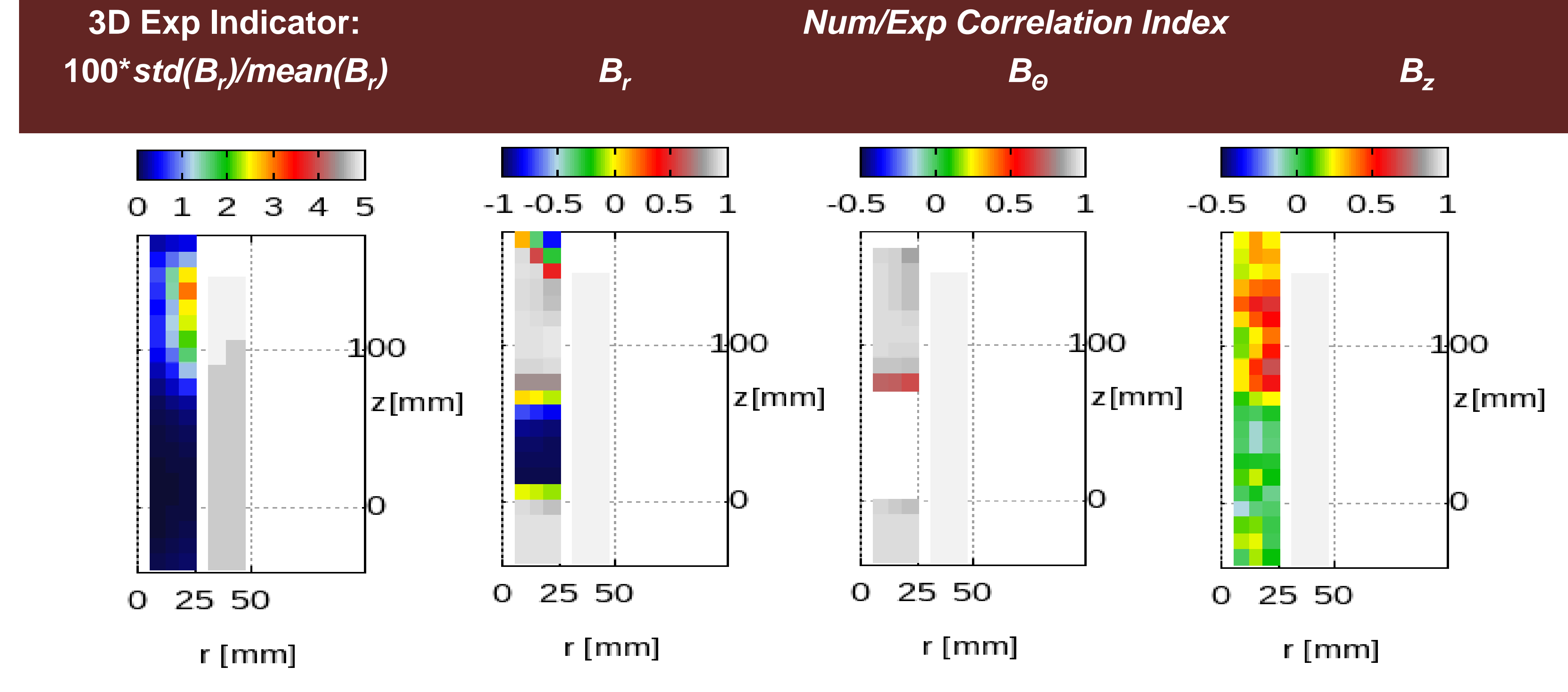
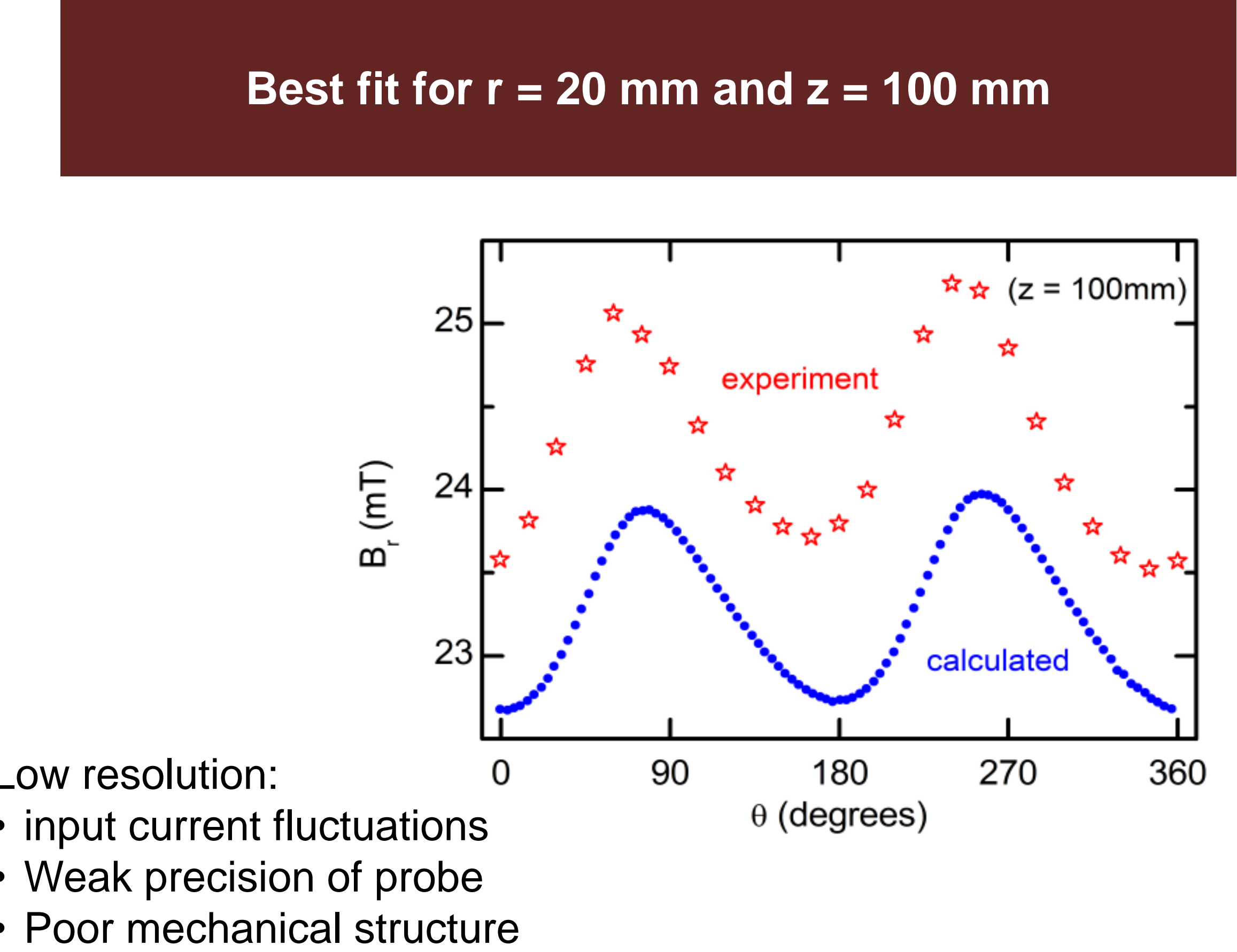
## Experimental Setups



**3D Hall probe (limited to 3 T)**

	On Site	Test Bench
<b>Displ.</b>	Translation Z + Rotation t	Translation X, Y, Z
<b>Automated</b>	No	Partly
<b>Precision</b>	-	++
<b>Alimentation</b>	500 A	150 A (stabilized)

## Results



## Conclusions

- Experiments**
- 3D Magnetic Field B profile
  - Work needed to improve setups
  - Improve Precision of On Magnet Site setup
- Full 3D multi-physics model**
- Validation
  - Add RB feature to investigate UQ on B
  - In progress Consequence on Mechanical Efforts
- Perspectives**
- 3D effects in Bitter? (expected to be less import.)
  - PolyHelix Magnet design
  - Address Users demand for specific B profile: eg, NMR, Levitation, Ions sources