



HAL
open science

No-tillage lessens soil CO₂ emissions the most under arid and sandy soil conditions: results from a meta-analysis

Khatab Abdalla, Pauline Chivenge, Philippe Ciais, Vincent Chaplot

► To cite this version:

Khatab Abdalla, Pauline Chivenge, Philippe Ciais, Vincent Chaplot. No-tillage lessens soil CO₂ emissions the most under arid and sandy soil conditions: results from a meta-analysis. *Biogeosciences*, 2016, 13 (12), pp.3619 - 3633. 10.5194/bg-13-3619-2016 . hal-01587588

HAL Id: hal-01587588

<https://hal.science/hal-01587588>

Submitted on 27 Oct 2020

HAL is a multi-disciplinary open access archive for the deposit and dissemination of scientific research documents, whether they are published or not. The documents may come from teaching and research institutions in France or abroad, or from public or private research centers.

L'archive ouverte pluridisciplinaire **HAL**, est destinée au dépôt et à la diffusion de documents scientifiques de niveau recherche, publiés ou non, émanant des établissements d'enseignement et de recherche français ou étrangers, des laboratoires publics ou privés.



No-tillage lessens soil CO₂ emissions the most under arid and sandy soil conditions: results from a meta-analysis

Khatab Abdalla^{1,2}, Pauline Chivenge^{1,3}, Philippe Ciais⁴, and Vincent Chaplot^{1,5}

¹School of Agricultural, Earth & Environmental Sciences, CWRR, Rabie Saunders Building, University of KwaZulu-Natal, Scottsville, 3209, South Africa

²Environment, Natural Resources and Desertification Research Institute, National Centre for Research, P.O. Box 6096, Khartoum, Sudan

³ICRISAT, Matopos Research Station, P.O. Box 776, Bulawayo, Zimbabwe

⁴IPSL – LSCE, CEA CNRS UVSQ, Centre d'Etudes Orme des Merisiers, 91191, Gif-sur-Yvette, France

⁵Institut de Recherche pour le Développement (IRD), Laboratoire d'Océanographie et du Climat (LOCEAN), UMR 6159 CNRS/IRD/UPMC/MNH, 4, place Jussieu 75252, Paris CEDEX 05, France

Correspondence to: Vincent Chaplot (chaplot@ird.fr)

Received: 21 July 2015 – Published in Biogeosciences Discuss.: 18 September 2015

Revised: 5 January 2016 – Accepted: 11 January 2016 – Published: 21 June 2016

Abstract. The management of agroecosystems plays a crucial role in the global carbon cycle with soil tillage leading to known organic carbon redistributions within soils and changes in soil CO₂ emissions. Yet, discrepancies exist on the impact of tillage on soil CO₂ emissions and on the main soil and environmental controls. A meta-analysis was conducted using 46 peer-reviewed publications totaling 174 paired observations comparing CO₂ emissions over entire seasons or years from tilled and untilled soils across different climates, crop types and soil conditions with the objective of quantifying tillage impact on CO₂ emissions and assessing the main controls. On average, tilled soils emitted 21 % more CO₂ than untilled soils, which corresponded to a significant difference at $P < 0.05$. The difference increased to 29 % in sandy soils from arid climates with low soil organic carbon content ($\text{SOC}_C < 1\%$) and low soil moisture, but tillage had no impact on CO₂ fluxes in clayey soils with high background $\text{SOC}_C (> 3\%)$. Finally, nitrogen fertilization and crop residue management had little effect on the CO₂ responses of soils to no-tillage. These results suggest no-tillage is an effective mitigation measure of carbon dioxide losses from dry land soils. They emphasize the importance of including information on soil factors such as texture, aggregate stability and organic carbon content in global models of the carbon cycle.

1 Introduction

The evidence for climate change is irrefutable, and the necessity of mitigating climate change is now accepted. Yet, there are still large uncertainties on the effectiveness of the measures that could be taken to reduce greenhouse gas (GHG) emissions by land-use management (Smith et al., 2008; Ciais et al., 2011).

There are several reasons for these uncertainties. While inventories can be made of the different carbon pools (Belamy et al., 2005), carbon pool changes are small and difficult to detect; they require sampling programs with periodic revisits over many years. Thus, the magnitude and variability of CO₂ fluxes, both sinks and sources, between the soil and the atmosphere are difficult to quantify and they may not have been accurately assessed. This is particularly the case for CO₂ fluxes associated with land use and land management, such as deforestation and changes in agricultural practice (Al-Kaisi and Yin, 2005; Alluvione et al., 2009; Dilling and Failey, 2012).

Soils are the largest terrestrial pool of carbon (C), storing 2344 Pg C (1 Pg = 1 billion tonnes) of soil organic carbon (SOC) in the top 3 m (Jobbágy and Jackson, 2000). Tilling the soil before planting for seedbed preparation and weeding has been a common practice in agriculture since Neolithic times (McKyes, 1985). This technique is energy intensive

and also affects SOC stocks. Tilling changes the balance between organic carbon put into the soil by plants and rendered available for soil micro-organisms, and carbon output as greenhouse gases (GHGs) due to organic matter decomposition (Rastogi et al., 2002). Soil tillage may also lead to the vertical and lateral export of particulate and dissolved organic carbon by leaching and erosion (Jacinthe et al., 2002; Mchunu et al., 2011).

Soil tillage is estimated to have decreased SOC stocks by two-thirds from pre-deforestation levels (Lal, 2003). But this estimate is highly uncertain, due to the lack of detailed site-level meta-analysis for different climates, soil types and management intensities.

Six et al. (2000, 2004) reported that tillage induces soil disturbance and disruption of soil aggregates, exposing the protected SOC to microbial decomposition and thus causing carbon loss from soils through CO₂ emissions and leaching. Tillage is also responsible for soil compaction, soil erosion and loss of soil biodiversity (Wilson et al., 2004). In some instances, tillage is thought to have caused a net sink of atmospheric CO₂, for instance by displacing SOC to deeper soil horizons or accumulation areas where it decomposes more slowly (Baker et al., 2007; Van Oost et al., 2007). Soil tillage also modifies the mineralization rates of nutrients, which feeds back on soil carbon input, implying that the effect of tillage on the balance of SOC needs to be considered at ecosystem level (Barré et al., 2010).

At the present time, tillage is being increasingly abandoned as the use of mechanized direct planters becomes widespread and weed control is performed with herbicides or in a more ecologically friendly way by using cover crops and longer crop rotations.

The consequences of this change in practice on soil properties and soil functioning are numerous. Importantly, it also raises the unsolved question: what is the impact of tillage abandonment on GHG emissions and climate change? Common wisdom is that no-tillage (or zero-tillage) agriculture enhances soil carbon stocks (Peterson et al., 1998; Six et al., 2002; West and Post, 2002; Varvel and Wilhelm, 2008) by reducing soil carbon loss as CO₂ emission (Paustian et al., 1997; West and Post, 2002; Dawson and Smith, 2007). For instance, Paustian et al. (1997) reviewed 39 paired comparisons and reported that abandonment of tillage increased SOC stocks in the 0–0.3 m layer by an average of 258 g C m⁻² (i.e. 8 %). Ussiri and Lal (2009) observed a 2-fold increase of SOC stocks in the top 0.3 m of soil (800 vs. 453 g C m⁻²) after 43 years of continuous *Zea mays* (maize) under no-tillage compared to tillage. Virto et al. (2012), in a meta-analysis based on 92 paired comparisons, reported that SOC stocks were 6.7 % greater under no-tillage than tillage.

While a consensus seemed to exist on the potential of no-tillage for carbon sequestration and climate change mitigation, several voices alerted the scientific and policy communities to some possible flaws in early reports (Royal Society, 2001; VandenBygaert and Angers, 2006; Baker et al., 2007;

Luo et al., 2010; Dimassi et al. 2014; Powlson et al., 2014). VandenBygaert and Angers (2006) indicated that the entire plow depth had to be considered for not overstating zero-tillage impact on SOC storage. To our knowledge, Baker et al. (2007) were the first to point out that the studies concluding on carbon sequestration under no-tillage management had only considered the topsoil (to a maximum of 0.3 m), while plants allocate SOC to much greater depths. False conclusions may be drawn if only carbon in the topsoil is measured. Using 69 paired experiments worldwide where soil sampling depth extended to 1.0 m, Luo et al. (2010) found that conversion from tillage to no-tillage resulted in significant topsoil SOC enrichment, but did not increase the total SOC stock in the whole soil profile. Dimassi et al. (2014) even reported SOC losses over the long term.

Evidence for greater CO₂ emissions from land under tillage as opposed to a no-tillage regimen has been widely reported (e.g. Reicosky, 1997; Al-Kaisi and Yin, 2005; Bauer et al., 2006; Sainju et al., 2008; Ussiri and Lal, 2009). For instance, in a study performed in the US over an entire year, Ussiri and Lal (2009) found that, tillage emits 11.3 % (6.2 vs. 5.5 Mg of CO₂-carbon per hectare per year, CO₂-C ha⁻¹ yr⁻¹) more CO₂ than no-tillage. Similarly, all the field surveys by Alluvione et al. (2009) reported that land under tillage had 14 % higher CO₂ emissions than land with no-tillage. Al-Kaisi and Yin (2005) found this difference to be as much as 58 %. A few in situ studies, however, found CO₂ emissions from no-tillage soils to be similar to those from tilled soils (Aslam et al., 2000; Oorts et al., 2007; Li et al., 2010). However, Hendrix et al. (1988) and Oorts et al. (2007) found greater CO₂ emissions from untilled compared to tilled soils, with Oorts et al. (2007) reporting that no-tillage increased CO₂ emissions by 13 % compared to tillage. In a further example, Cheng-Fang et al. (2012) showed that in central China, no-tillage increased soil CO₂ emissions by 22–40 % compared with tillage. Oorts et al. (2007) attributed the larger CO₂ emissions from no-tilled soil compared to tilled soil to increased decomposition of the weathered crop residues lying on the soil surface. Crop residue management has been shown to greatly impact CO₂ emissions from soils under both tillage and no-tillage (Oorts et al., 2007; Dendooven et al., 2012). Jacinthe et al. (2002) reported annual CO₂ emissions to be 43 % higher with tillage compared to no-tillage with no mulch, but found a 26 % difference for no-tillage with mulch. Some other authors associated the changes in CO₂ emissions following tillage abandonment to shifts in nitrogen fertilization application and in crop rotations (Al-Kaisi and Yin, 2005; Álvaro-Fuentes et al., 2008; Cheng-Fang et al., 2012). Sainju et al. (2008) working in North Dakota pointed to CO₂ flux differences between tilled and untilled soils only for fertilized fields, while other studies pointed to the absence of nitrogen impact (Drury et al., 2006; Cheng-Fang et al., 2012). Crop type and crop rotation may also constitute important controls on the CO₂ efflux differences between tillage and no-tillage, mainly through

differences in root biomass and its respiration and nitrogen availability (Amos et al., 2005; Álvaro-Fuentes et al., 2008). Omonode et al. (2007) found a 16 % difference in CO₂ outputs between tillage and no-tillage under continuous maize, while Sainju et al. (2010b) found no difference between continuous barley and barley–pea rotations.

Micro-climatic parameters such as soil temperature and precipitation are other likely controls of the response of soil CO₂ emissions to tillage (Flanagan and Johnson, 2005; Lee et al., 2006; Oorts et al., 2007). These controls also need further appraisal.

The existence of research studies from different soil and environmental conditions worldwide opens the way for a more systematic assessment of tillage impact on soil CO₂ emissions and their controls. Meta-analysis is commonly used for combining research findings from independent studies and offers a quantitative synthesis of the findings (Rosenberg et al., 2000; Borenstein et al., 2011). This method has been used here in order to assess the effects of background climate (arid to humid), soil texture (clayey to sandy), crop types (maize, wheat, barley, paddy rice, rapeseed, fallow and grass), experiment duration, nitrogen fertilization, crop residue management and crop rotations on the CO₂ emission responses of soils following tillage abandonment. CO₂ emissions from soil with tillage and no-tillage were compared for 174 paired observations across the world.

2 Materials and methods

2.1 Database generation

A literature search identified papers considering in situ soil CO₂ emissions and topsoil (0–0.03 m depth) SOC changes under tillage and no-tillage management regimes. Google, Google scholar, Science Direct, Springerlink, and SciFinder were used. In order to make the search process as efficient as possible, a list of topic-related keywords was used such as “soil carbon losses under tillage compared to no-tillage”, “soil CO₂ emissions under tillage and no-tillage”, “land management practices and greenhouse gases emissions”, “land management effects on CO₂ emissions”, “effects of tillage vs. no-tillage on soil CO₂ emissions” and “SOC”. Many studies reported soil CO₂ emissions and SOC for cropland systems, but only those that reported CO₂ emissions measured in the field for both tillage and no-tillage from the same crop and during the same period were used. In addition, we selected only studies that consistently reported total soil respiration (heterotrophic + belowground autotrophic respiration). The crops considered in this study were maize, wheat, barley, oats, soybean, paddy rice and fallow. The practices considered as tillage in this review are those that involve physical disturbance of the topsoil layers for seedbed preparation, weed control, or fertilizer application. Consequently, conventional tillage, reduced tillage, standard tillage, mini-

mum tillage and conservation tillage were all considered as tillage. However, only direct seeding and drilling were considered as no-tillage, among different practices reported in the reviewed literature. The studies used in the meta-analysis covered 13 countries (USA, Spain, Brazil, Canada, China, Denmark, France, Finland, New Zealand, Lithuania, Mexico, Argentina, and Kenya). A total of 46 peer-reviewed papers with 175 comparisons for soil CO₂ emissions and 162 for SOC content (SOC_C) were identified. Table 1 summarizes information on site location, climatic conditions, crop rotation systems, and average CO₂ emissions under tilled and untilled soils. Most of the data (37 %) came from USA, followed by Canada, China and Spain (11 % each), and Brazil (9 %). There was only one study from Africa, conducted in Kenya by Baggs et al. (2006).

Several soil variables were considered, as follows: SOC_C (%), soil bulk density (ρb , g cm⁻³), and soil texture (clay, silt, and sand, %) in the 0–0.03 m layer. In addition, mean annual temperature (MAT, °C) and mean annual precipitation (MAP, mm), crop types, crop rotations, nitrogen fertilization rate, experiment duration and crop residue management were also considered.

Data for soil CO₂ emissions ($n = 46$) were obtained for all studies by using open chambers and reported on an area basis. Soil CO₂ emissions were directly extracted from the papers and were standardized to g CO₂-C m⁻² yr⁻¹. Thirty-eight studies gave SOC_C for both tillage and no-tillage. Four studies (Hovda et al., 2003; Álvaro-Fuentes et al., 2008; Lee et al., 2009; Dendooven et al., 2012) gave SOC_C, in term of the mass of carbon in the 0–0.03 m layer and per unit area (kg C m⁻²). Finally, for the four remaining studies, SOC_C was extracted from other publications describing measurements at the same site. SOC_C was estimated from soil organic carbon stocks (SOC_S kg C m⁻²) and bulk density following Eq. (1) by Batjes (1996):

$$\text{SOC}_S = \text{SOC}_C \times \rho b \times T \left(1 - \frac{\text{PF}}{100}\right) b, \quad (1)$$

where SOC_S is the soil organic C stock (kg C m⁻²); SOC_C is soil organic C content in the ≤ 2 mm soil material (g C kg⁻¹ soil); ρb is the bulk density of the soil (kg m⁻³); T is the thickness of the soil layer (m); PF is the proportion of fragments of > 2 mm in percent; and b is a constant equal to 0.001.

Information on MAP and MAT was extracted from the papers, but were estimated in nine studies where such information was not provided, based on the geographic coordinates of the study site and using the WORLDCLIM climatology (Hijmans et al., 2005) with a spatial resolution of 30 s. In eight studies where soil texture was only given as textural class, particle size distribution was estimated using the adapted soil texture triangle (Saxton et al., 1986).

Table 2 shows the variables used in categorizing the experimental conditions. The climatic regions were extracted directly from the papers and categorized into arid and humid

Table 1. References included in database with locations, mean annual precipitation (MAP), mean annual temperature (MAT), climate, land use, no-tillage comparisons, average tillage (T), and no-tillage (NT) CO₂ emissions.

SN.	Author (s)	Country	Comparisons	MAP mm	MAT °C	Climate	Land use	No-tillage vs.	CO ₂ emissions gCO ₂ -Cm ⁻² yr ⁻¹ T NT
1	Ahmad et al. (2009)	China	2	2721	17	Humid	Rice-rapeseed	CT	857
2	Al-Kaisti and Ym (2005)	USA	4	889	10	Humid	Maize-soybean	ST&DT&CP&MP	888
3	Alluvione et al. (2009)	USA	2	383	11	Arid	Maize	CT	292
4	Almaraz et al. (2009a)	Canada	2	979	6	Humid	Soybean	CT	490
5	Almaraz et al. (2009b)	Canada	4	979	6	Humid	Maize	CT	747
6	Alvarez et al. (2001)	Argentina	1	1020	17	Humid	Wheat-soybean	CT	1269
7	Alvaro-Fuentes et al. (2008)	Spain	24	415	15	Arid	Wheat-barley-fallow-rapeseed	CT&RT	2154
8	Aslam et al. (2000)	New Zealand	1	963	13	Humid	Maize	MP	2311
9	Baggs et al. (2006)	Kenya	2	1800	24	Humid	Maize-fallow	CT	2306
10	Brye et al. (2006)	USA	4	1282	16	Humid	Wheat-soybean	CT	171
11	Carbonell-Bojollo et al. (2011)	Spain	3	475	25	Arid	Wheat-pea-sunflower	CT	3264
12	Chatskikh and Olesen (2007)	Denmark	2	704	7	Humid	Barley	CT&RT	298
13	Cheng-Fang et al. (2012)	China	4	1361	17	Humid	Rice-rapeseed	CT	117
14	Chavez et al. (2009)	Brazil	1	1755	19	Humid	Oats-soybean-wheat-maize	CT	636
15	Datta et al. (2013)	USA	1	1016	11	Humid	Maize	CT	464
16	Dendooven et al. (2012)	Mexico	2	600	14	Arid	Maize-wheat	CT	438
17	Drury et al. (2006)	USA	3	876	9	Humid	Wheat-maize-soybean	CT	100
18	Eldert and Janzen (1999)	USA	1	1037	11	Humid	Wheat-wheat	CT	575
19	Ellert and Janzen (1999)	Canada	5	400	5	Arid	Wheat-fallow	MT	225
20	Faziene et al. (2010)	Lithuania	24	500	18	Humid	Wheat-rapeseed-barley-pea	CT&RT	406
21	Hovda et al. (2003)	Canada	2	979	6	Humid	Maize	CT	302
22	Jabro et al. (2008)	USA	1	373	14	Humid	Sugarcane	CT	1342
23	Lee et al. (2009)	USA	3	564	16	Arid	Maize-sunflowers-pea	CT	3424
24	Li et al. (2010)	China	4	1361	17	Humid	Rice-rapeseed	ST	933
25	Li et al. (2013)	China	2	1361	18	Humid	Rice	CT	284
26	Liu et al. (2006)	China	4	550	13	Humid	Maize	CT	2196
27	Lopez-Garrido et al. (2009)	Spain	1	484	17	Arid	Wheat-sunflower-pea	RT & PT	1340
28	Lopez-Garrido et al. (2014)	Spain	3	484	17	Humid	Wheat-pea-red clover	CT	1080
29	Lupwayi et al. (1998)	Canada	1	336	-1	Arid	Wheat-pea-red clover	CT	1075
30	Morell et al. (2010)	Spain	8	430	14	Arid	Barley	CT	621
31	Mosier et al. (2006)	USA	9	382	11	Arid	Maize	CT&MP	300
32	Menéndez et al. (2008)	Spain	2	350	16	Arid	Wheat-sunflower	CT	387
33	Omorode et al. (2007)	USA	4	588	19	Humid	Maize	MP&CP	300
34	Oorts et al. (2007)	France	2	650	11	Humid	Maize-wheat	CT	183
35	Pes et al. (2011)	Brazil	2	1721	19	Humid	wheat-soybean	CT	273
36	Regina and Alakku (2010)	Finland	6	585	4	Humid	Barley-wheat-oats	CT	475
37	Retcosky and Archer (2007)	USA	1	301	5	Humid	Maize-soybean	CT	1387
38	Ruan and Robertson (2013)	USA	1	890	10	Humid	Soybean	MP	1856
39	Saitju et al. (2008)	USA	4	368	14	Arid	Barley-pea	CT	5807
40	Saitju et al. (2010a)	USA	6	350	16	Humid	Barley-pea	CT	1545
41	La Scala Jr. et al. (2001)	Brazil	4	1380	21	Humid	Maize	CT	1825
42	La Scala Jr. et al. (2005)	Brazil	4	1380	21	Humid	Sugarcane	ROT&CP&DO&HO	6726
43	La Scala Jr. et al. (2006)	Brazil	2	1380	21	Humid	Maize	CT	240
44	Smith et al. (2011)	USA	1	796	17	Humid	Maize-soybean	RT&CT	4217
45	Smith et al. (2012)	USA	4	1370	17	Humid	Maize-soybean	CT	208
46	Ussiri and Lal (2009)	USA	2	1037	11	Humid	Maize-soybean	CT&MT	500

Table 2. Categories used in describing the experimental conditions.

Categorical variable	Level 1	Level 2	Level 3
SOC _C	Low	Medium	High
	(< 10 g kg ⁻¹)	(10–30 g kg ⁻¹)	(> 30 g kg ⁻¹)
Climate	Arid	Humid	
Soil texture	Clay	Loam	Sand
	(> 32 % clay)	(20–32 clay)	(< 20 % clay)
Experiment duration	< 10 years	≥ 10 years	
Nitrogen fertilizer	Low	high	
	(< 100 kg N ha ⁻¹)	(≥ 100 kg N ha ⁻¹)	
Crop residues	Removed	Returned	
Crop rotation	No rotation	Rotation	

climate (Köppen, 1936). SOC_C were categorized into three categories following Lal (1994): low (SOC_C < 10 g C kg⁻¹), medium (10–30 g C kg⁻¹), and high (> 30 g C kg⁻¹). Soil texture was categorized based on the soil textural triangle (Shirazi and Boersma, 1984) into three classes (clay, loam, and sand). Fertilization rate for this meta-analysis was classified into the categories defined by Cerrato and Blackmer (1990) as follows: low when below 100 kg N ha⁻¹ and high when above 100 kg N ha⁻¹.

In addition, no-tillage treatment was classified as short duration when < 10 years, or long duration when exceeding 10 years. Crop residue was either left on the soil surface or removed after harvest with no distinction between removal proportions. Crop rotations were divided into two categories: a series of different types of crop in the same area classed as “rotation”, or continuous monoculture, classed as “no rotation”.

2.2 Meta-analysis

The response ratio (R) of CO₂ emissions to SOC under tillage (T) and no-tillage (NT) was calculated using Eqs. (2) and (3). As common practice, natural log of the R ($\ln R$) has been calculated as an effect size of observation (Hedges et al., 1999).

$$\ln R = \ln(\text{CO}_{2T} / \text{CO}_{2NT}) \quad (2)$$

$$\ln R = \ln(\text{SOC}_T / \text{SOC}_{NT}) \quad (3)$$

The MetaWin 2.1 software (Rosenberg et al., 2000) was used for analyzing the data and generating a bootstrapped (4999 iterations) to calculate 95 % confidence intervals. The means of effect size were considered to be significantly different from each other if their 95 % confidence intervals were not overlapping and were significantly different from zero if the 95 % level did not overlap zero (Gurevitch and Hedges, 2001).

3 Results

3.1 General statistics of soil CO₂ emissions from tilled and untilled soils

Overall, average soil CO₂ emissions computed from the 174 paired observations was 1152 g CO₂-C m⁻² yr⁻¹ from tilled soils compared to 916 g C-CO₂ m⁻² yr⁻¹ from under no-tillage (Table 3), which corresponds to a 21 % average difference, significant at $P < 0.05$. The greatest soil CO₂ emission amongst the considered sites was 9125 g C-CO₂ m⁻² yr⁻¹ observed under tilled soils with barley in an arid area at Nesson Valley in western North Dakota, USA (Sainju et al., 2008). The lowest soil CO₂ emission was 11 g CO₂-C m⁻² yr⁻¹ observed under no-tillage wheat in the humid climate of Lithuania (Feizienė et al., 2011).

3.2 Controls on the response of soil CO₂ emissions to tillage

3.2.1 Climate

Tillage emitted 27 % more CO₂ than no-tillage in arid climates; while for pairs in humid climates, tillage emitted 16 % more CO₂ than no-tillage. However, the differences in CO₂ emissions between tillage and no-tillage were not statistically significant (at 0.05 confidence interval) between arid and humid climates (Fig. 1a). When compared across all studies, mean SOC_C under tillage was 10 % lower than under no-tillage (Fig. 1b). In arid climates, SOC_C in tillage was 11 % lower than no-tillage, whereas in humid climates SOC_C under tillage was only 8 % less than for no-tillage. However, the differences in SOC_C between the two climatic zones were found to be non-significant.

3.2.2 Soil organic carbon content

On average, soil CO₂ emissions from tilled soils were 25 % greater compared to untilled for soils with SOC_C lower than 10 g kg⁻¹ (Fig. 2). For SOC_C between 10 and 30 g kg⁻¹, tilled soils emitted an average 17 % more CO₂ than untilled ones. In the case of carbon-rich soils with SOC_C higher than 30 g kg⁻¹, there were no significant differences between tillage and no-tillage CO₂ emissions. Thus, the difference between tillage and no-tillage decreased with increasing background SOC_C. Overall, soil CO₂ emissions under no-tillage were about 5 times greater for low compared to high SOC_C.

3.2.3 Soil texture

Differences in CO₂ emissions between tilled and untilled soils were largest in sandy soils where tilled soils emitted 29 % more CO₂ than untilled soils (Fig. 3a). In clayey soils, the differences between tillage and no-tillage were much smaller with tilled soils emitting 12 % more CO₂ than untilled soils. On the other hand, SOC_C under tillage was sig-

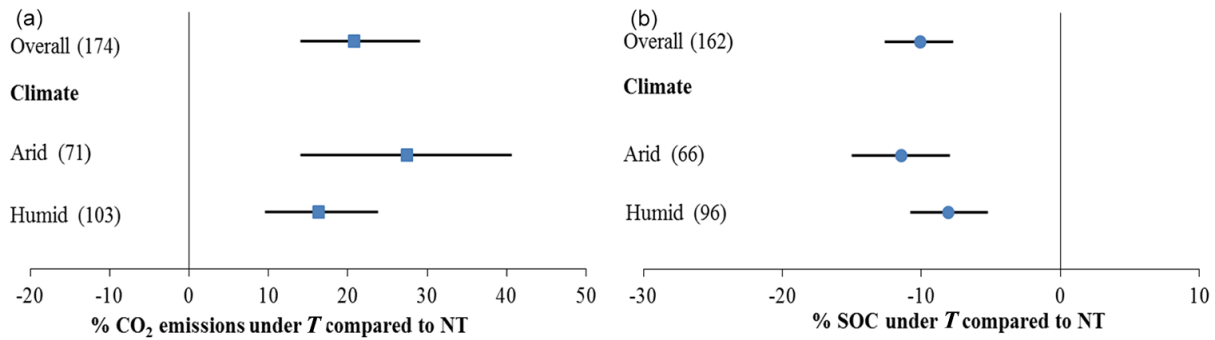


Figure 1. Percent change in (a) soil CO₂ emissions and (b) SOC in tillage (*T*) soil compared to no-tillage (NT) as a function of climate (arid and humid). The numbers in the parentheses indicate the direct comparisons of the meta-analysis. Error bars are 95 % confidence intervals.

Table 3. Summary statistics of mean annual precipitation (MAP), mean annual temperature (MAT), clay, soil bulk density (ρ_b), soil organic carbon content (SOC_C), soil organic carbon stocks (SOC_S), and CO₂ emissions (g CO₂-C m⁻² yr⁻¹ and g CO₂-C gC⁻¹ yr⁻¹) under tilled (*T*) and untilled (NT) soils.

	MAP	MAT	CLAY	ρ_b		SOC _C		SOC _S		CO ₂ emissions			
				<i>T</i>	NT	<i>T</i>	NT	<i>T</i>	NT	<i>T</i>	NT	<i>T</i>	NT
	mm	°	%	g cm ⁻³		%		kg m ⁻²		g CO ₂ -C m ⁻² yr ⁻¹		g CO ₂ -C gC ⁻¹ yr ⁻¹	
Minimum	301	-1	3	0.5	0.8	0.3	0.6	0.7	1.1	33	11	0.006	0.001
Maximum	2721	25	60	1.9	1.9	8.0	7.8	9.6	10.4	9125	5986	0.823	0.118
Mean	904	15	1.3	1.3	1.3	1.3	2.9	2.9	3.1	1152	916	0.109	0.016
Median	704	16	1.3	1.3	1.3	1.1	2.5	2.5	2.7	587	533	0.071	0.012
SD	570	6	0.2	0.1	0.1	1.0	1.0	1.5	1.5	1482	1054	0.132	0.017
Skewness	1	0	-0.7	0.6	0.6	4.0	3.2	2.0	2.8	2.8	2.4	3.127	3.599
Quartile1	415	11	1.3	1.3	1.3	0.7	0.7	2.2	2.4	287	283	0.037	0.008
Quartile3	1321	18	1.4	1.4	1.4	1.3	1.7	3.3	3.3	1414	1210	0.107	0.020
Kurtosis	2	0	9.9	3.4	3.4	23.3	14.3	6.3	10.7	9.8	6.69	12.48	17.81
CV	63	41	0.1	0.1	0.1	0.8	0.4	0.5	0.5	1.29	1.15	1.214	1.018
SE	48	0	0.01	0.01	0.01	0.08	0.09	0.12	0.13	112	80	0.011	0.001

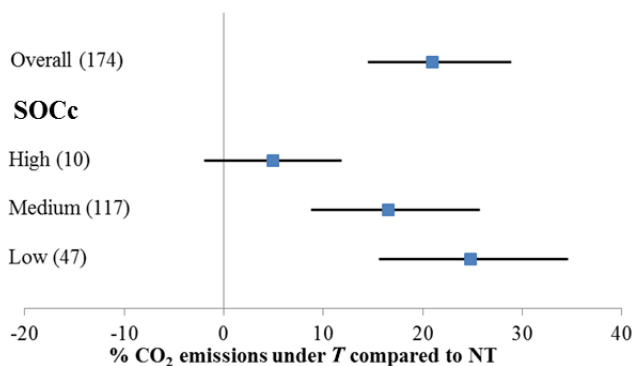


Figure 2. Percent change in CO₂ emissions in tillage (*T*) compared to no tillage (NT) as a function of SOC_C (low, < 10 g kg⁻¹, medium 10–30 g kg⁻¹, high >30 g kg⁻¹). The numbers in the parentheses indicate the direct comparisons of meta-analysis. Error bars are 95% confidence intervals.

nificantly lower than under no-tillage: by 17 % under sandy soils and 9 % in clayey soils (Fig. 3b). However, there were no differences between clayey and loamy soils.

3.2.4 Crop type

Soil CO₂ emissions were significantly greater in tilled compared to untilled soils for all crop types with the exception of paddy rice where there were no significant differences between tilled and untilled soils (Fig. 4a). The greatest CO₂ emission difference between tillage and no-tillage was found in fallow, with a value of 34 %.

Grouping all crop types together, SOC_C under tillage was significantly lower than under no-tillage. Among the different crops (rice, maize, soybean, wheat, and barley) a significant SOC_C difference between tilled and untilled soil was only observed for maize (15 %) at one site and for rice (7.5 %). SOC_C under no-tillage was slightly greater than under tillage for soils under fallow, but the difference was not significant (Fig. 4b). Highest SOC_C differences between




Figure 3. Percent change in (a) soil CO₂ emissions and (b) SOC in tillage (T) soil compared to no-tillage (NT) as a function of soil particle distribution (clay, loam and sand). The numbers in the parentheses indicate the direct comparisons of the meta-analysis. Error bars are 95 % confidence intervals.

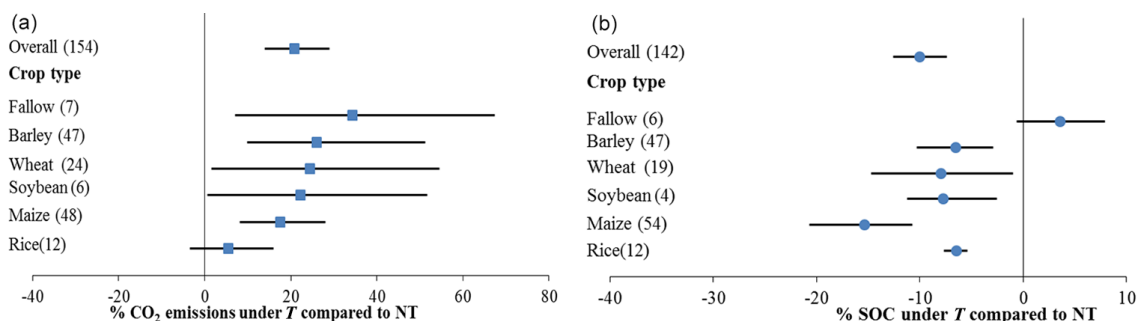


Figure 4. Percent change in (a) soil CO₂ emissions and (b) SOC in tillage (T) soil compared to no-tillage (NT) as a function of crop type. The numbers in the parentheses indicate the direct comparisons of meta-analysis. Error bars are 95 % confidence intervals.

tilled and untilled soils were observed for maize where SOC_C was on average 15 % lower under tillage compared to no-tillage.

3.2.5 Duration of no-tillage

The duration of no-tillage (i.e. time since tillage was abandoned) had no statistical association with soil CO₂ emissions. However, there was a tendency for the differences between tillage and no-tillage to increase with increasing duration of the no-tillage regime with an average 18 % difference for experiments of less than 10 years, and 23 % for those longer than 10 years (Fig. 5a). SOC_C under tillage was 14 % lower compared to no-tillage for experiments lasting longer than 10 years, whereas there were no differences in SOC_C between tillage and no-tillage for shorter durations (Fig. 5b).

3.2.6 Nitrogen fertilization

Nitrogen fertilization did not produce statistically significant differences between soil CO₂ emissions and SOC_C differences from tilled and untilled soil (Fig. 6). Compared to tillage, no-tillage decreased soil CO₂ emissions by an average of 19 % when 100 kg N ha⁻¹ or more was applied, while at lower fertilization rates, soil CO₂ emissions decreased by

23 %, but owing to the small sample size this difference was not statistically significant.

3.2.7 Crop residue management and crop rotation

On average, when crop residues were not exported, no-tillage decreased soil CO₂ emissions by 23 % compared to tillage, which corresponded to a significant difference at $P < 0.05$. On the other hand, crop residue removal resulted in a smaller difference of only 18 % (Fig. 7a). SOC_C was 12 % lower under tillage than no-tillage in the absence of crop residues, and only 5 % lower when crop residues were left on the soil (Fig. 7a). On the other hand, soils under a crop rotation regime exhibited much sharper decrease (i.e. 26 %) of CO₂ emission following tillage abandonment than the soils under continuous monoculture for which changes of CO₂ emission were not significant at $P < 0.05$.

3.2.8 Multiple correlations between soil CO₂ emissions and selected soil variable and environmental factors

Figure 9 shows the interaction between the changes in CO₂ emissions following tillage abandonment on one hand and the selected soil and environmental variables on the other. The first two axes of the PCA explained 66 % of the entire

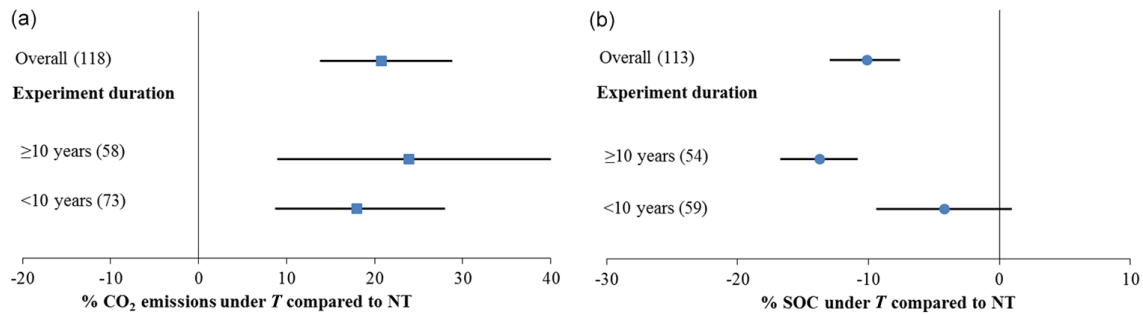


Figure 5. Percent change in (a) soil CO₂ emissions and (b) SOC in tillage (*T*) soil compared to no-tillage (NT) as a function of experiment duration (<10 years and ≥10 years). The numbers in the parentheses indicate the direct comparisons of the meta-analysis. Error bars are 95 % confidence intervals.

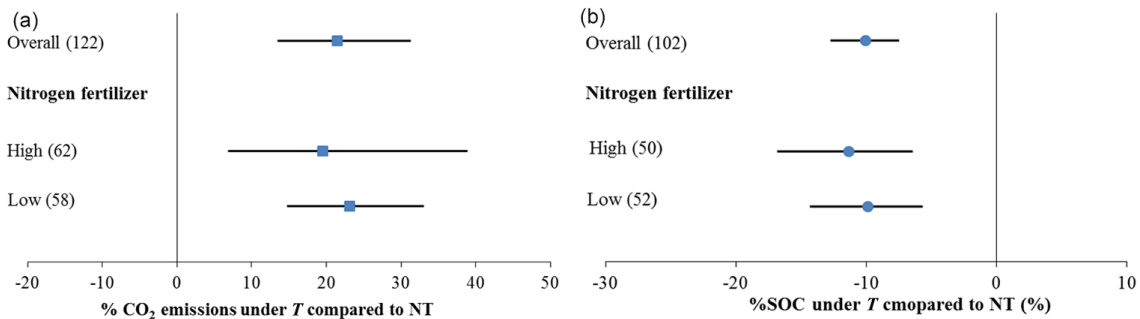


Figure 6. Percent change in (a) soil CO₂ emissions (b) and SOC in tillage (*T*) soil compared to no-tillage (NT) as a function of nitrogen fertilization (low <100 kg N ha⁻¹ and high ≥100 kg N ha⁻¹). The numbers in the parentheses indicate the direct comparisons of the meta-analysis. Error bars are 95 % confidence intervals.

data variability. The first PCA axis (Axis 1), which described 35 % of the total data variance, was highly correlated to latitude (LAT), mean annual temperature (MAT), SOC_C, and soil clay content (CLAY). LAT and *pb* showed positive coordinates on Axis 1, while the other variables showed negative ones. Axis 1 could, therefore, be regarded as an axis, setting clayey organic and warm soils against compacted, sandy soils from a cold climate. The second PCA axis, which explained 21 % of the data variance, correlated the most with silt content. The differences in CO₂ fluxes between tillage and no-tillage ($\Delta\text{CO}_{2T-\text{NT}}$) showed positive coordinates on Axis 1, which revealed greater CO₂ emissions under tillage compared to no-tillage under cool sandy and dense soils compared to warm clayey and organically rich soil from a warm and humid climate.

4 Discussion

4.1 Overall influence of tillage on SOC_C and soil CO₂ emissions

Our meta-analysis shows that tillage has a significant impact on decreasing topsoil (0–0.03 m) organic carbon content (SOC_C) and increasing CO₂ emissions, with 10 % lower

SOC_C and 21 % greater CO₂ emission in tilled than untilled soils. Lower SOC_C and greater CO₂ emissions under tillage reflect faster organic matter decomposition as a result of greater soil aeration and incorporation of crop residues to the soil, and breakdown of soil aggregates, which all render the organic material more accessible to decomposers (Reicosky, 1997; Six et al., 2002, 2004). However, results from the literature do not always agree with this. In case of soil carbon, for example, Cheng-Fang et al. (2012) found 7–48 % greater SOC_C under tilled rice in China, when Ahmad et al. (2009) observed no significant differences. In case of soil CO₂ emissions, while for instance Ussiri and Lal (2009) for a 43 years maize monoculture in USA observed 31 % greater CO₂ emissions from tilled than from no-tilled soils, Curtin et al. (2000) and Li et al. (2010) found no significant difference in CO₂ emissions between these treatments while Oorts et al. (2007) reported greater soil CO₂ emission under no-tillage (4064 kg CO₂-C ha⁻¹) compared to tillage (3160 kg CO₂-C ha⁻¹), which they attributed to greater soil moisture content and amount of crop residue on the soil surface.




Figure 7. Percent change in (a) soil CO₂ emissions and (b) SOC in tillage (*T*) soil compared to no-tillage (NT) as a function of crop residues (returned and removed). The numbers in the parentheses indicate the direct comparisons of the meta-analysis. Error bars are 95 % confidence intervals.

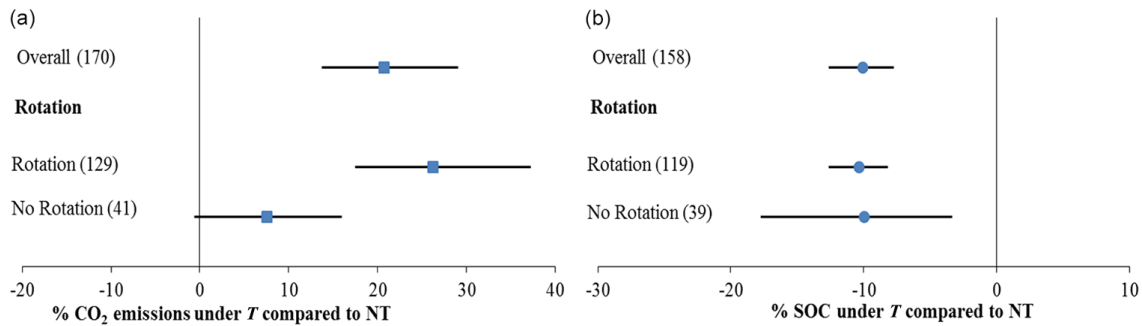


Figure 8. Percent change in (a) soil CO₂ emissions and (b) SOC in tillage (*T*) soil compared to no-tillage (NT) as a function of crop rotation. The numbers in the parentheses indicate the direct comparisons of the meta-analysis. Error bars are 95 % confidence intervals.

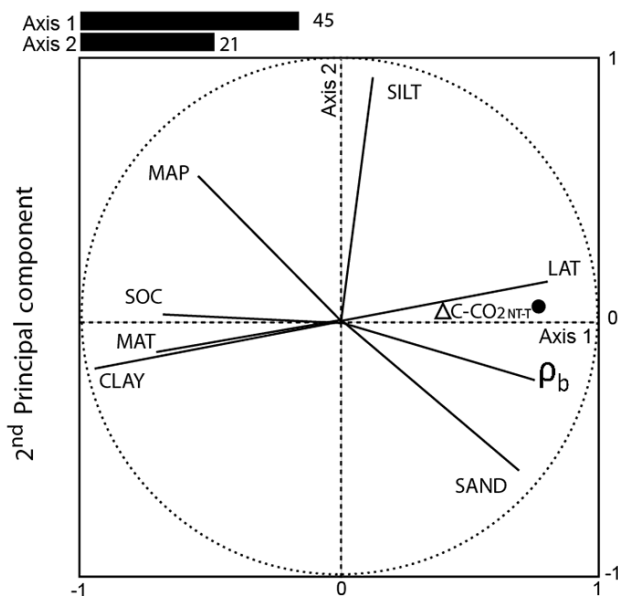


Figure 9. Principal components analysis (PCA) using the different environmental factors as active variables and soil CO₂ emission difference between *T* and NT (ΔCO_{2T-NT}) as the supplementary variable.

4.2 Influence of climate

Although there was no significant difference between arid and humid climates, CO₂ emissions and SOC_C changes between untilled and tilled soils tended to be greater in arid than in humid climates (Fig. 1a). In support, Álvaro-Fuentes et al. (2008), who investigated tillage impact on CO₂ emissions from soils in a semiarid climate, attributed the observed large difference between tillage and no-tillage to differences in soil water availability. At humid sites high soil moisture favour high decomposition rates resulting in small differences between tilled and untilled soils, while large differences develop in arid climates with much lower soil water content (Fortin et al., 1996; Feizienė et al., 2011). This supports the idea that the soil response to tillage is affected by climate thresholds (Franzluebbers and Arshad, 1996).

4.3 Influence of soil properties

4.3.1 Soil organic carbon content

The decrease of CO₂ emission differences between tillage and no-tillage with increasing SOC_C is most likely due to diminishing inter-aggregate protection sites as SOC_C level increases. Several studies have shown that carbon inputs into carbon-rich soils show little or no increase in soil carbon

content with most of the added carbon being released to the atmosphere, while carbon inputs in carbon-depleted soils translate to greater carbon stocks because of processes that stabilize organic matter (Paustian et al., 1997; Solberg et al., 1997; Six et al., 2002). Another reason, which does not involve stabilization, is the fact that soils that have been depleted in carbon tend to recover and accumulate SOC until equilibrium is reached (Carvalhais et al., 2008). Therefore, abandoning tillage in soils with low SOC_C tends to offer greater protection of SOC than in soils with inherently high SOC_C levels. In support, Lal (1997) reported low SOC_C and aggregation correlations under high SOC_C soils, which suggests that substantial proportions of the SOC were not involved in aggregation. Hence, the greater difference of CO₂ emissions between tilled and untilled soils for carbon-depleted soils compared to carbon-rich soils may be due to much greater stabilization of extra SOC delivered to the carbon-depleted soil by protection in soil aggregates within the topsoil layers (0.0–0.05 m). Tillage of carbon-depleted soils is likely to lead to the breakdown of more soil aggregates, thus leading to greater decomposition of the residues added under no-tillage, as hypothesized by Madari et al. (2005) and Powlson et al. (2014).

4.3.2 Soil texture

Soils under zero tillage emitted less CO₂ than tilled soils, and the CO₂ emission difference was the greatest in sandy soils (Fig. 3). Further, in sandy soils, as indicated by Fig. 3, the largest CO₂ emission difference is mirrored by the largest SOC_C difference.

Greater SOC_C and then CO₂ differences under sandy soils might be due to the lower resistance of soil aggregates to disaggregation, with tillage accelerating aggregate breakdown and decreasing organic matter protection, which causes a fast loss of soil carbon. Differences in CO₂ emissions between treatments were greater in sandy than in clayey soils (Fig. 3). This might be due to the fact that sandy soils have higher porosity, allowing changes in soil management to translate into large variations in the gas fluxes to the atmosphere (Rastogi et al., 2002; Bauer et al., 2006). These suggestions contrast, however, with the results of, for instance, Chivenge et al. (2007) working in Zimbabwe and in other locations where little impact of tillage on carbon sequestration was found under sandy soils as compared to clayey ones.

4.4 Influence of the duration since tillage abandonment

The differences in SOC_C between tilled and untilled soils increased with the time since abandonment of tillage (Fig. 5b). When abandonment of tillage took place before less than 10 years, there were no differences in SOC_C between tillage and no-tillage, but for longer durations, tilled soils had 14 % less SOC_C than untilled soils. This can be explained by the progressive increase of soil carbon accumulation with time

as a result of the retention of a fraction of the crop residue under no-tillage. This explanation is consistent with the results of Paustian et al. (1997) and Ussiri and Lal (2009). Six et al. (2004) reported that the potential of no-tillage to mitigate global warming is only noticeable a long time after (> 10 years) a no-tillage regime has been adopted. This would suggest that shifts in CO₂ emission differences between tillage and no-tillage will occur over time; this could not be observed in our analysis (Fig. 5a) because the majority of experiments in this study were less than 10 years in length. Further, in some cases no-tillage leads to carbon loss in the topsoil layer (0–0.3 m) during the first years of adoption (Halvorson et al., 2002; Six et al., 2004), a response which can be attributed to slower incorporation of surface residues into the soils by soil fauna. However, different studies give contrasting results; for instance, the long-term no-tillage experiments in northern France by Dimassi et al. (2014) showed that SOC increased in the topsoil (0–0.1 m) during 24 years after tillage abandonment, then did not increase, whereas SOC continuously decreased below 0.1 m. A loss of SOC following tillage abandonment was also suggested by Luo et al. (2010) and Baker et al. (2007).

4.5 Crop types, residue management, and crop rotation

The no-tillage minus tillage variations of CO₂ emission and SOC_C between crop types are correlated with the quantity and quality of crop residue (Fig. 4a–b). Both quantity and quality of crop residues are important factors for soil carbon sequestration and CO₂ emissions, and are highly dependent on crop type. Reicosky et al. (1995), reported that corn returned nearly twice as much residue than soybean, and that soybean residues decomposed faster because of their lower C : N ratio. Thus, maize residues result in higher soil organic matter than soybean. Al-Kaisi and Yin (2005) also reported reduced soil CO₂ emissions and improved soil carbon sequestration in maize-soybean rotations due to better residue retention. Reicosky (1997) summarized that maximizing residue retention results in carbon sequestration with subsequent decrease in CO₂ emissions. However, several recent studies pointed to the lack of impact of residue management on soil carbon, with Lemke et al. (2010) showing that crop-residue removal in a 50-year experiment did not significantly ($P > 0.05$) reduce soil carbon, and Ren et al. (2014) showing that inputs from wheat straw and manure up to 22 ton ha⁻¹ yr⁻¹ could not increase soil carbon over 4 years. De Luca et al. (2008) explained the lack of crop residue impact on soil carbon with the very low amount of carbon in residues compared to the bulk soil in their study, while Russell et al. (2009), having investigated several systems, pointed out to a concomitant increase of organic matter decomposition with carbon input rates.

Wilson and Al Kazi (2008) indicated that continuous corn cropping systems had higher soil CO₂ emissions than corn-soybean rotations because of a greater residue amount. Van

Eerd et al. (2014) concluded from winter that wheat–legumes rotations yielded higher carbon input during wheat cultivation, due to a greater belowground allocation. The present analysis suggests that tilled soils have significantly greater CO₂ emissions than no-tilled soils irrespective of the crop rotation system (Fig. 8). This is likely because crop rotation increases SOC_C, microbial activity, and diversity. For instance, Lupwayi et al. (1998, 1999) found greater soil microbial biomass under tillage legume-based crop rotations than under no-tillage with tillage increasing the richness and diversity of active soil bacteria by increasing the rate of diffusion of O₂ and the availability of energy sources (Pastorelli et al., 2013). This study showed that continuous monoculture did not result in significantly different CO₂ between tilled and untilled soils (Fig. 8a). Rice is one crop often produced under a continuous monoculture practice; however, in this meta-analysis, paddy rice did not show significant difference of CO₂ emissions between tillage and no-tillage. Li et al. (2010) and Pandey et al. (2012) attributed the lack of difference to anaerobic soil conditions occurring under both practices.

4.6 Nitrogen fertilization

The differences of CO₂ between tillage and no-tillage did not differ with nitrogen fertilizer level (Fig. 6a), confirming observations by Alluvione et al. (2009) and Almaraz et al. (2009b). This result could be due to the fact that nitrogen fertilization increases productivity and carbon inputs to the soil under both tilled and untilled systems, which may override nitrogen effects on decomposition such as shown by Russell et al. (2009). Increasing SOC as a response to nitrogen fertilization was found under no-tillage during a period of 4 years (Morell et al., 2010), and during the 50 year experiment of Lemke et al. (2010). Yet Sainju et al. (2008) reported the opposite: a 14 % increase of soil CO₂ flux with nitrogen fertilizer, because fertilizer application stimulated biological activity, thereby producing more CO₂, and causing SOC_C decline (Khan et al., 2007; Mulvaney et al., 2009). In contrast, Wilson and Al Kazi (2008) showed that increasing N fertilization generally decreased soil CO₂ emissions, with a maximum decrease of 23 % from 0–135 kg N ha⁻¹ to 270 kg N ha⁻¹ occurring during the growing season, which might be explained by a series of mechanisms, including the inhibition of soil enzymes and fungus and the reduction of root activity.

Overall, these results pointed to little benefit in not tilling clayey soils with high SOC_C, with the highest no-tillage benefits occurring under sandy soils with low SOC_C. This can be explained by differences in soil aggregate stability. Indeed, since the stability of soil aggregates shows a positive correlation with clay and organic matter content, clayey and organic soils produce stable aggregates which are likely to be more disaggregated by tillage compared to sandy aggregates of low carbon content. The SOC protected within soil

aggregates under no-tillage becomes exposed under tillage because of aggregate dispersion; which explains the greater reduction in CO₂ emission with no-tillage under sandy soils. Rather, emission is likely to be reduced under zero tillage as a result of improved soil aggregate stability and the associated protection of decomposed and stable organic matter. Crop management such as fertilization and crop type, or climate are shown to have little effect on aggregation. Our analysis did not include time since cessation of tillage as a specific predictor and classified instead the experiments into two simple categories (short vs. long term).

5 Conclusion

The aim of this study was to provide a comprehensive quantitative synthesis of the impact of tillage on CO₂ emissions using meta-analysis. Three main conclusions can be drawn. Firstly, tillage systems had 21 % greater CO₂ emissions than no-tillage, worldwide. Secondly, the reduction in CO₂ emissions following tillage abandonment was greater in sandy soils with low SOC_C compared to clayey soils with high SOC_C. Thirdly, crop rotation significantly reduced the CO₂ emissions from untilled soil, by 26 % compared to tilled soil, while continuous monocultural practice had no significant effect. This is most probably due to the fact that crop rotation can increase SOC_C and more microbial activity under a tilled compared to an untilled treatment. These results emphasize the importance of including soil factors such as texture, aggregate stability and organic carbon content in global models of the carbon cycle.

Long-term process studies of the entire soil profile are needed to better quantify the changes in SOC following tillage abandonment and to clarify the changes in the dynamics of carbon inputs and outputs in relation to changes in microbial activity, soil structure and microclimate. In addition, more research is needed to identify the underlying reasons why, over a long period of time, the abandonment of tillage results in a decrease in integrated CO₂ emissions, that appears to be much higher than the observed increase in SOC_S. The goal remains to design agricultural practices that are effective at sequestering carbon in soils.

Finally, one future application of these data could be to use them to calibrate soil carbon models. The models could be run with prescribed inputs (from observation sites) used to simulate decomposition and the mass balance of SOC over time for different climates, soil texture and initial SOC content with respect to the theoretical value assuming equilibrium of decomposition and input (Kirk and Bellamy, 2010). Most soil carbon models developed for generic applications (e.g. RothC, DNDC, and CENTURY) would be suitable tools for exploitation of the data presented here (Adams et al., 2011).

Acknowledgements. This work was funded by Water Research Commission (projects K5/2266), South Africa. We are also grateful to Centre of Water Resources Research and Soil Sciences Department of the University of KwaZulu-Natal and Institut de Recherche pour le Développement (IRD), France, for their support. We dedicate this paper to the memory of our colleague and friend Norman Mhazo.

Edited by: R. Conant

References

- Adams, M., Crawford, J., Field, D., Henakaarchchi, N., Jenkins, M., McBratney, A., de Remy de Courcelles, V., Singh, K., Stockmann, U., and Wheeler, J.: "Managing the soil-plant system to mitigate atmospheric CO₂", Discussion paper for the Soil Carbon Sequestration Summit, 31 January–2 February 2011, The United States Studies Centre at the University of Sydney, 2011.
- Ahmad, S., Li, C., Dai, G., Zhan, M., Wang, J., Pan, S., and Cao, C.: Greenhouse gas emission from direct seeding paddy field under different rice tillage systems in central China, *Soil Till. Res.*, 106, 54–61, 2009.
- Al-Kaisi, M. M. and Yin, X.: Tillage and crop residue effects on soil carbon and carbon dioxide emission in corn–soybean rotations, *J. Environ. Qual.*, 34, 437–445, 2005.
- Alluvione, F., Halvorson, A. D., and Del Grosso, S. J.: Nitrogen, tillage, and crop rotation effects on carbon dioxide and methane fluxes from irrigated cropping systems, *J. Environ. Qual.*, 38, 2023–2033, 2009.
- Almaraz, J. J., Mabood, F., Zhou, X., Madramootoo, C., Rochette, P., Ma, B. L., and Smith, D. L.: Carbon dioxide and nitrous oxide fluxes in corn grown under two tillage systems in southwestern Quebec, *Soil Sci. Soc. Am. J.*, 73, 113–119, 2009a.
- Almaraz, J. J., Zhou, X., Mabood, F., Madramootoo, C., Rochette, P., Ma, B.-L., and Smith, D. L.: Greenhouse gas fluxes associated with soybean production under two tillage systems in southwestern Quebec, *Soil Till. Res.*, 104, 134–139, 2009b.
- Alvarez, R., Alvarez, C. R., and Lorenzo, G.: Carbon dioxide fluxes following tillage from a mollisol in the Argentine Rolling Pampa, *Eur. J. Soil Biol.*, 37, 161–166, 2001.
- Álvaro-Fuentes, J., López, M., Arrúe, J., and Cantero-Martínez, C.: Management effects on soil carbon dioxide fluxes under semiarid Mediterranean conditions, *Soil Sci. Soc. Am. J.*, 72, 194–200, 2008.
- Amos, B., Arkebauer, T. J., and Doran, J. W.: Soil surface fluxes of greenhouse gases in an irrigated maize-based agroecosystem, *Soil Sci. Soc. Am. J.*, 69, 387–395, 2005.
- Aslam, T., Choudhary, M., and Sagar, S.: Influence of land-use management on CO₂ emissions from a silt loam soil in New Zealand, *Agr. Ecosyst. Environ.*, 77, 257–262, 2000.
- Baggs, E., Chebii, J., and Ndufa, J.: A short-term investigation of trace gas emissions following tillage and no-tillage of agroforestry residues in western Kenya, *Soil Till. Res.*, 90, 69–76, 2006.
- Baker, J. M., Ochsner, T. E., Venterea, R. T., and Griffis, T. J.: Tillage and soil carbon sequestration – What do we really know? *Agr. Ecosyst. Environ.*, 118, 1–5, 2007.
- Barré, P., Eglin, T., Christensen, B. T., Ciais, P., Houot, S., Käterer, T., van Oort, F., Peylin, P., Poulton, P. R., Romanenkov, V., and Chenu, C.: Quantifying and isolating stable soil organic carbon using long-term bare fallow experiments, *Biogeosciences*, 7, 3839–3850, doi:10.5194/bg-7-3839-2010, 2010.
- Batjes, N. H.: Total carbon and nitrogen in the soils of the world, *Eur. J. Soil Sci.*, 47, 151–163, 1996.
- Bauer, P. J., Frederick, J. R., Novak, J. M., and Hunt, P. G.: Soil CO₂ flux from a Norfolk loamy sand after 25 years of conventional and conservation tillage, *Soil Till. Res.*, 90, 205–211, 2006.
- Bellamy, P. H., Loveland, P. J., Bradley, R. I., Lark, R. M., and Kirk, G. J.: Carbon losses from all soils across England and Wales 1978–2003, *Nature*, 437, 245–248, 2005.
- Borenstein, M., Hedges, L. V., Higgins, J. P., and Rothstein, H. R.: Introduction to meta-analysis, John Wiley & Sons, Ltd, Chichester, West Sussex, UK, 2011.
- Brye, K. R., Longer, D. E., and Gbur, E. E.: Impact of tillage and residue burning on carbon dioxide flux in a wheat–soybean production system, *Soil Sci. Soc. Am. J.*, 70, 1145–1154, 2006.
- Carbonell-Bojollo, R., González-Sánchez, E. J., Veróz-González, O., and Ordóñez-Fernández, R.: Soil management systems and short term CO₂ emissions in a clayey soil in southern Spain, *Sci. Total Environ.*, 409, 2929–2935, 2011.
- Carvalho, N., Reichstein, M., Seixas, J., Collatz, G. J., Pereira, J. S., Berbigier, P., Carrara, A., Granier, A., Montagnani, L., and Papale, D.: Implications of the carbon cycle steady state assumption for biogeochemical modeling performance and inverse parameter retrieval, *Global Biogeochem. Cy.*, 22, GB2007, doi:10.1029/2007GB003033, 2008.
- Cerrato, M. and Blackmer, A.: Comparison of models for describing; corn yield response to nitrogen fertilizer, *Agron. J.*, 82, 138–143, 1990.
- Chatskikh, D. and Olesen, J. E.: Soil tillage enhanced CO₂ and N₂O emissions from loamy sand soil under spring barley, *Soil Till. Res.*, 97, 5–18, 2007.
- Chavez, L. F., Amado, T. J., Bayer, C., La Scala, N. J., Escobar, L. F., Fiorin, J. E., and Campos, B. H.: Carbon dioxide efflux in a Rhodic Hapludox as affected by tillage systems in southern Brazil, *Rev. Bras. Ciên. Solo*, 33, 325–34, 2009.
- Cheng-Fang, L., Dan-Na, Z., Zhi-Kui, K., Zhi-Sheng, Z., Jin-Ping, W., Ming-Li, C., and Cou-Gui, C.: Effects of tillage and nitrogen fertilizers on CH₄ and CO₂ emissions and soil organic carbon in paddy fields of central China, *PloS One*, 7, e34642, doi:10.1371/journal.pone.0034642, 2012.
- Chivenge, P. P., Murwira, H. K., Giller, K. E., Mapfumo, P., and Six, J.: Long-term impact of reduced tillage and residue management on soil carbon stabilization: Implications for conservation agriculture on contrasting soils, *Soil Till. Res.*, 94, 328–337, 2007.
- Ciais, P., Rayner, P., Chevallier, F., Bousquet, P., Logan, M., Peylin, P., and Ramonet, M.: Atmospheric inversions for estimating CO₂ fluxes: methods and perspectives, *Climatic Change*, 103, 69–92, 2011.
- Curtin, D., Wang, H., Selles, F., McConkey, B., and Campbell, C.: Tillage effects on carbon fluxes in continuous wheat and fallow–wheat rotations, *Soil Sci. Soc. Am. J.*, 64, 2080–2086, 2000.
- Datta, A., Smith, P., and Lal, R.: Effects of long-term tillage and drainage treatments on greenhouse gas fluxes from a corn field during the fallow period, *Agr. Ecosyst. Environ.*, 171, 112–123, 2013.

- Dawson, J. J. C. and Smith, P.: Carbon losses from soil and its consequences for land-use management, *Sci. Total Environ.*, 382, 165–190, 2007.
- De Luca, E. F., Feller, C., Cerri, C. C., Barthès, B., Chaplot, V., Correa, D., and Manechini, C.: Carbon, chemical and aggregate stability changes in soils after burning to green-trash sugarcane management, *Rev. Bras. Cienc. Solo*, 32, 789–800, 2008.
- Dendooven, L., Gutiérrez-Oliva, V. F., Patiño-Zúñiga, L., Ramírez-Villanueva, D. A., Verhulst, N., Luna-Guido, M., Marsch, R., Montes-Molina, J., Gutiérrez-Miceli, F. A., and Vásquez-Murrieta, S.: Greenhouse gas emissions under conservation agriculture compared to traditional cultivation of maize in the central highlands of Mexico, *Sci. Total Environ.*, 431, 237–244, 2012.
- Dilling, L. and Failey, E.: Managing carbon in a multiple use world: The implications of land-use decision context for carbon management, *Global Environ. Chang.*, 32, 291–300, doi:10.1016/j.gloenvcha.2012.10.012, 2012.
- Dimassi, B., Cohan, J.-P., Labreuche, J., and Mary, B.: Changes in soil carbon and nitrogen following tillage conversion in a long-term experiment in Northern France, *Agr. Ecosyst. Environ.*, 169, 12–20, 2013.
- Dimassi, B., Mary, B., Wylleman, R., Labreuche, J., Couture, D., Piraux, F., and Cohan, J. P.: Long-term effect of contrasted tillage and crop management on soil carbon dynamics during 41 years, *Agr. Ecosyst. Environ.*, 188, 134–146, 2014.
- Drury, C., Reynolds, W., Tan, C., Welacky, T., Calder, W., and McLaughlin, N.: Emissions of Nitrous Oxide and Carbon Dioxide, *Soil Sci. Soc. Am. J.*, 70, 570–581, 2006.
- Elder, J. W. and Lal, R.: Tillage effects on gaseous emissions from an intensively farmed organic soil in North Central Ohio, *Soil Till. Res.*, 98, 45–55, 2008.
- Ellert, B. and Janzen, H.: Short-term influence of tillage on CO₂ fluxes from a semi-arid soil on the Canadian Prairies, *Soil Till. Res.*, 50, 21–32, 1999.
- Feizienė, D., Feiza, V., Vaidelienė, A., Povilaitis, V., and Antanaitis, Š.: Soil surface carbon dioxide exchange rate as affected by soil texture, different long-term tillage application and weather, *Agriculture*, 97, 25–42, 2010.
- Feizienė, D., Feiza, V., Kadziene, G., Vaideliene, A., Povilaitis, V., and Deveikyte, L.: CO₂ fluxes and drivers as affected by soil type, tillage and fertilization, *Acta Agr. Scand., Section B-Soil Plant*, 62, 311–328, 2011.
- Flanagan, L. B. and Johnson, B. G.: Interacting effects of temperature, soil moisture and plant biomass production on ecosystem respiration in a northern temperate grassland, *Agr. Forest Meteorol.*, 130, 237–253, 2005.
- Fortin, M. C., Rochette, P., and Pattey, E.: Soil carbon dioxide fluxes from conventional and no-tillage small-grain cropping systems, *Soil Sci. Soc. Am. J.*, 60, 1541–1547, 1996.
- Franzluebbers, A. and Arshad, M.: Soil organic matter pools with conventional and zero tillage in a cold, semiarid climate, *Soil Till. Res.*, 39, 1–11, 1996.
- Gurevitch, J. and Hedges, L.: Meta-analysis; combining the results of independent studies in experimental, in: *Design and Analysis of ecological experiments*, 2nd Edn., edited by: Sceiner, S. M., Gurevitch, J., Oxford University Press, UK, 347–369, 2001.
- Halvorson, A. D., Wienhold, B. J., and Black, A. L.: Tillage, nitrogen, and cropping system effects on soil carbon sequestration, *Soil Sci. Soc. Am. J.*, 66, 906–912, 2002.
- Hedges, L. V., Gurevitch, J., and Curtis, P. S.: The meta-analysis of response ratios in experimental ecology, *Ecology*, 80, 1150–1156, 1999.
- Hendrix, P., Han, C. R., and Groffman, P.: Soil respiration in conventional and no-tillage agroecosystems under different winter cover crop rotations, *Soil Till. Res.*, 12, 135–148, 1988.
- Hijmans, R. J., Cameron, S. E., Parra, J. L., Jones, P. G., and Jarvis, A.: Very high resolution interpolated climate surfaces for global land areas, *Int. J. Climatol.*, 25, 1965–1978, 2005.
- Hovda, J., Mehdi, B. B., Madramootoo, C. A., and Smith, D. L.: Soil carbon dioxide fluxes from one season measured in silage and grain corn under conventional and no tillage, The Canadian society for engineering in agriculture, food and biological systems, Written for presentation at the CSAE/SCGR 2003 Meeting Montréal, Québec (6–9 July 2003), 2003.
- Jabro, J., Sainju, U., Stevens, W., and Evans, R.: Carbon dioxide flux as affected by tillage and irrigation in soil converted from perennial forages to annual crops, *J. Environ. Manage.*, 88, 1478–1484, 2008.
- Jacinthe, P. A., Lal, R., and Kimble, J.: Carbon budget and seasonal carbon dioxide emission from a central Ohio Luvisol as influenced by wheat residue amendment, *Soil Till. Res.*, 67, 147–157, 2002.
- Jobbágy, E. G. and Jackson, R. B.: The vertical distribution of soil organic carbon and its relation to climate and vegetation, *Ecol. Appl.*, 10, 423–436, 2000.
- Khan, S., Mulvaney, R., Ellsworth, T., and Boast, C.: The myth of nitrogen fertilization for soil carbon sequestration, *J. Environ. Qual.*, 36, 1821–1832, 2007.
- Kirk, G. J. D. and Bellamy, P. B.: Analysis of changes in organic carbon in mineral soils across England and Wales using a simple single-pool model, *Eur. J. Soil Sci.*, 61, 401–411, 2010.
- Köppen, W.: Das geographische system der klimare, in: *Handbuch der Klimatologie*, Vol. I, Part C, edited by: Köppen, W. and Geiger, R., Gebrüder Borntraeger, Berlin, 44 pp. 1936.
- Lal, R.: Methods and guidelines for assessing sustainable use of soil and water resources in the tropics, The Ohio state university, Columbus, Ohio, 1994.
- Lal, R.: Residue management, conservation tillage and soil restoration for mitigating greenhouse effect by CO₂ enrichment, *Soil Till. Res.*, 43, 81–107, 1997.
- Lal, R.: Global potential of soil carbon sequestration to mitigate the greenhouse effect, *Crit. Rev. Plant Sci.*, 22, 151–184, 2003.
- La Scala Jr., N., Lopes, A., Marques, J., and Pereira, G.: Carbon dioxide emissions after application of tillage systems for a dark red latosol in southern Brazil, *Soil Till. Res.*, 62, 163–166, 2001.
- La Scala Jr., N., Lopes, A., Panosso, A., Camara, F., and Pereira, G.: Soil CO₂ efflux following rotary tillage of a tropical soil, *Soil Till. Res.*, 84, 222–225, 2005.
- La Scala Jr., N., Bolonhezi, D., and Pereira, G.: Short-term soil CO₂ emission after conventional and reduced tillage of a no-till sugar cane area in southern Brazil, *Soil Till. Res.*, 91, 244–248, 2006.
- Lee, J., Six, J., King, A. P., Van Kessel, C., and Rolston, D. E.: Tillage and field scale controls on greenhouse gas emissions, *J. Environ. Qual.*, 35, 714–725, 2006.
- Lee, J., Hopmans, J. W., van Kessel, C., King, A. P., Evatt, K. J., Louie, D., Rolston, D. E., and Six, J.: Tillage and seasonal emissions of CO₂, N₂O and NO across a seed bed and at the field

- scale in a Mediterranean climate, *Agr. Ecosyst. Environ.*, 129, 378–390, 2009.
- Li, C., Kou, Z., Yang, J., Cai, M., Wang, J., and Cao, C.: Soil CO₂ fluxes from direct seeding rice fields under two tillage practices in central China, *Atmos. Environ.*, 44, 2696–2704, 2010.
- Li, C., Zhang, Z., Guo, L., Cai, M., and Cao, C.: Emissions of CH₄ and CO₂ from double rice cropping systems under varying tillage and seeding methods, *Atmos. Environ.*, 80, 438–444, 2013.
- Liu, X., Mosier, A., Halvorson, A., and Zhang, F.: The impact of nitrogen placement and tillage on NO, N₂O, CH₄ and CO₂ fluxes from a clay loam soil, *Plant Soil*, 280, 177–188, 2006.
- López-Garrido, R., Díaz-Espejo, A., Madejón, E., Murillo, J., and Moreno, F.: Carbon losses by tillage under semi-arid Mediterranean rainfed agriculture (SW Spain), *Spanish J. Agric. Res.*, 7, 706–716, 2009.
- López-Garrido, R., Madejón, E., Moreno, F., and Murillo, J.: Conservation tillage influence on carbon dynamics under Mediterranean conditions, *Pedosphere*, 24, 65–75, 2014.
- Lemke, R. L., VandenBygaart, A. J., Campbell, C. A., Lafond, G. P., and Grant, B. B.: Crop residue removal and fertilizer N: Effects on soil organic carbon in a long-term crop rotation experiment on a Udic Boroll, *Agr. Ecosyst. Environ.*, 135, 42–51, 2010.
- Luo, Z., Wang, E., and Sun, O. J.: Can no-tillage stimulate carbon sequestration in agricultural soils? A meta-analysis of paired experiments, *Agr. Ecosyst. Environ.*, 139, 224–231, 2010.
- Lupwayi, N. Z., Rice, W. A., and Clayton, G. W.: Soil microbial diversity and community structure under wheat as influenced by tillage and crop rotation, *Soil Biol. Biochem.*, 30, 1733–1741, 1998.
- Lupwayi, N., Rice, W., and Clayton, G.: Soil microbial biomass and carbon dioxide flux under wheat as influenced by tillage and crop rotation, *Can. J. Soil Sci.*, 79, 273–280, 1999.
- Madari, B., Machado, P. L., Torres, E., de Andrade, A. S. G., and Valencia, L. I.: No tillage and crop rotation effects on soil aggregation and organic carbon in a Rhodic Ferralsol from southern Brazil, *Soil Till. Res.*, 80, 185–200, 2005.
- Mchunu, C. N., Lorentz, S., Jewitt, G., Manson, A. and Chaplot, V.: No-till impact on soil and soil organic carbon erosion under crop residue scarcity in Africa, *Soil Sci. Soc. Am. J.*, 75, 1503–1512, 2011.
- McKyes, E.: Soil cutting and tillage, *Developments in agricultural engineering*, Elsevier Science publisher, Amsterdam, 1985.
- Menéndez, S., Lopez-Bellido, R., Benítez-Vega, J., Gonzalez-Murua, C., Lopez-Bellido, L., and Estavillo, J.: Long-term effect of tillage, crop rotation and N fertilization to wheat on gaseous emissions under rainfed Mediterranean conditions, *Eur. J. Agron.*, 28, 559–569, 2008.
- Morell, F., Álvaro-Fuentes, J., Lampurlanés, J., Cantero-Martínez, C.: Soil CO₂ fluxes following tillage and rainfall events in a semiarid Mediterranean agroecosystem: Effects of tillage systems and nitrogen fertilization, *Agr. Ecosyst. Environ.*, 139, 167–173, 2010.
- Mosier, A., Halvorson, A., Peterson, G., Robertson, G., and Sherrod, L.: Measurement of net global warming potential in three agroecosystems, *Nutr. Cycl. Agroecosys.*, 72, 67–76, 2005.
- Mosier, A. R., Halvorson, A. D., Reule, C. A., and Liu, X. J.: Net global warming potential and greenhouse gas intensity in irrigated cropping systems in northeastern Colorado, *J. Environ. Qual.*, 35, 1584–1598, 2006.
- Mulvaney, R., Khan, S., and Ellsworth, T.: Synthetic nitrogen fertilizers deplete soil nitrogen: a global dilemma for sustainable cereal production, *J. Environ. Qual.*, 38, 2295–2314, 2009.
- Omonode, R. A., Vyn, T. J., Smith, D. R., Hegymegi, P., and Gál, A.: Soil carbon dioxide and methane fluxes from long-term tillage systems in continuous corn and corn–soybean rotations, *Soil Till. Res.*, 95, 182–195, 2007.
- Oorts, K., Merckx, R., Gréhan, E., Labreuche, J., and Nicolardot, B.: Determinants of annual fluxes of CO₂ and N₂O in long-term no-tillage and conventional tillage systems in northern France, *Soil Till. Res.*, 95, 133–148, 2007.
- Pandey, D., Agrawal, M., and Bohra, J. S.: Greenhouse gas emissions from rice crop with different tillage permutations in rice–wheat system, *Agr. Ecosyst. Environ.*, 159, 133–144, 2012.
- Pastorelli, R., Piccolo, R., Simoncini, S., and Landi, S.: New Primers for Denaturing gradient gel electrophoresis analysis of nitrate-reduction bacterial community in soil, *Pedosphere*, 23, 340–349, 2013.
- Paustian, K., Andrén, O., Janzen, H. H., Lal, R., Smith, P., Tian, G., Tiessen, H., Noordwijk, M. V., and Woerner, P. L.: Agricultural soils as a sink to mitigate CO₂ emissions, *Soil Use Manage.*, 13, 230–244, 1997.
- Pes, L. Z., Amado, T. J., La Scala Jr., N., Bayer, C., and Fiorin, J. E.: The primary sources of carbon loss during the crop-establishment period in a subtropical Oxisol under contrasting tillage systems, *Soil Till. Res.*, 117, 163–171, 2011.
- Peterson, G., Halvorson, A., Havlin, J., Jones, O., Lyon, D., and Tanaka, D.: Reduced tillage and increasing cropping intensity in the Great Plains conserves soil C, *Soil Till. Res.*, 47, 207–218, 1998.
- Powlson, D. S., Stirling, C. M., Jat, M. L., Gerard, B. G., Palm, C. A., Sanchez, P. A., and Cassman, K. G.: Limited potential of no-till agriculture for climate change mitigation, *Nature Climate Change*, 4, 678–683, doi:10.1038/nclimate2292, 2014.
- Rastogi, M., Singh, S., and Pathak, H.: Emission of carbon dioxide from soil, *Curr. Sci.*, 82, 510–517, 2002.
- Regina, K. and Alakukku, L.: Greenhouse gas fluxes in varying soils types under conventional and no-tillage practices, *Soil Till. Res.*, 109, 144–152, 2010.
- Reicosky, D.: Tillage-induced CO₂ emission from soil, *Nutr. Cycl. Agroecosys.*, 49, 273–285, 1997.
- Reicosky, D. and Archer, D.: Moldboard plow tillage depth and short-term carbon dioxide release, *Soil Till. Res.*, 94, 109–121, 2007.
- Ren, T., Wang, J., Chen, Q., Zhang, F., and Lu, S.: The Effects of Manure and Nitrogen Fertilizer Applications on Soil Organic Carbon and Nitrogen in a High-Input Cropping System, *PLoS One*, 9, e97732, doi:10.1371/journal.pone.0097732, 2014.
- Rosenberg, M. S., Adams, D. C., and Gurevitch, J.: *MetaWin: statistical software for meta-analysis*, Sinauer Associates Sunderland, Massachusetts, USA, 2000.
- Royal Society: The role of land carbon sinks in mitigating global climate change, Royal Society, London, UK, 2001.
- Ruan, L. and Robertson, G.: Initial nitrous oxide, carbon dioxide, and methane costs of converting conservation reserve program grassland to row crops under no-till vs. conventional tillage, *Glob. Change Biol.*, 19, 2478–2489, 2013.
- Russell, A. E., Cambardella, C. A., Laird, D. A., Jaynes, D. B., and Meek, D. W.: Nitrogen fertilizer effects on soil carbon balances

- in Midwestern U.S. agricultural systems, *Ecol. Appl.*, 19, 1102–1113, 2009.
- Sainju, U. M., Jabro, J. D., and Stevens, W. B.: Soil carbon dioxide emission and carbon content as affected by irrigation, tillage, cropping system, and nitrogen fertilization, *J. Environ. Qual.*, 37, 98–106, 2008.
- Sainju, U. M., Stevens, W. B., Caesar-TonThat, T., and Jabro, J. D.: Land use and management practices impact on plant biomass carbon and soil carbon dioxide emission, *Soil Sci. Soc. Am. J.*, 74, 1613–1622, 2010a.
- Sainju, U. M., Stevens, W. B., Caesar-TonThat, T., and Jabro, J. D.: Carbon input and soil carbon dioxide emission affected by land use and management practices, 19th World Congress of Soil Science, 1–6 August 2010, Brisbane, Australia, Published on DVD, 2010b.
- Saxton, K., Rawls, W. J., Romberger, J., and Papendick, R.: Estimating generalized soil-water characteristics from texture, *Soil Sci. Soc. Am. J.*, 50, 1031–1036, 1986.
- Shirazi, M. A. and Boersma, L.: A unifying quantitative analysis of soil texture, *Soil Sci. Soc. Am. J.*, 48, 142–147, 1984.
- Six, J., Conant, R., Paul, E., and Paustian, K.: Stabilization mechanisms of soil organic matter: implications for C-saturation of soils, *Plant Soil*, 241, 155–176, 2002.
- Six, J., Bossuyt, H., Degryze, S., and Denef, K.: A history of research on the link between (micro) aggregates, soil biota, and soil organic matter dynamics, *Soil Till. Res.*, 79, 7–31, 2004.
- Smith, D., Hernandez-Ramirez, G., Armstrong, S., Bucholtz, D., and Stott, D.: Fertilizer and tillage management impacts on non-carbon-dioxide greenhouse gas emissions, *Soil Sci. Soc. Am. J.*, 75, 1070–1082, 2011.
- Smith, K., Watts, D., Way, T., Torbert, H., and Prior, S.: Impact of tillage and fertilizer application method on gas emissions in a corn cropping system, *Soil Science Society of China*, 22, 604–615, 2012.
- Smith, P., Martino, D., Cai, Z., Gwary, D., Janzen, H., Kumar, P., McCarl, B., Ogle, S., O'Mara, F., and Rice, C.: Greenhouse gas mitigation in agriculture, *Philos. T. Roy. Soc. B*, 363, 789–813, 2008.
- Solberg, E. D., Nyborg, M., Izaurralde, R. C., Janzen, H. H., Malhi, S. S., and Molina-Ayala, M.: Carbon Storage in soils under continuous cereal grain cropping: N fertilizer and straw, in: *Management of Carbon Sequestration in Soil*, edited by: Lal, R., Kimble, J. M., Follett, R. F., and Stewart, B. A., CRC Press, Boca Raton, FL, 235–254, 1997.
- Ussiri, D. A. N. and Lal, R.: Long-term tillage effects on soil carbon storage and carbon dioxide emissions in continuous corn cropping system from an alfisol in Ohio, *Soil Till. Res.*, 104, 39–47, 2009.
- VandenBygaart, A. J. and Angers, D. A.: Towards accurate measurements of soil organic carbon stock change in agroecosystems, *Canadian J. Soil Sci.*, 86, 465–471, 2006.
- Van Eerd, L. L., Congreves, K. A., Hayes, A., Verhallen, A. and Hooker, D. C.: Incidence à long terme du travail du sol et de l'assolement sur la qualité du sol, sur sa teneur en carbone organique et sur la concentration totale d'azote, *Can. J. Soil Sci.* 94, 303–315, 2014.
- Van Oost, K., Quine, T., Govers, G., De Gryze, S., Six, J., Harden, J., Ritchie, J., McCarty, G., Heckrath, G., and Kosmas, C.: The impact of agricultural soil erosion on the global carbon cycle, *Science*, 318, 626–629, 2007.
- Varvel, G. E. and Wilhelm, W.: Soil carbon levels in irrigated western Corn Belt rotations, *Agron. J.*, 100, 1180–1184, 2008.
- Virto, I., Barré, P., Burlot, A., and Chenu, C.: Carbon input differences as the main factor explaining the variability in soil organic C storage in no-tilled compared to inversion tilled agrosystems, *Biogeochemistry*, 108, 17–26, 2012.
- West, T. O. and Post, W. M.: Soil organic carbon sequestration rates by tillage and crop rotation, *Soil Sci. Soc. Am. J.*, 66, 1930–1946, 2002.
- Wilson, G., Dabney, S., McGregor, K., and Barkoll, B.: Tillage and residue effects on runoff and erosion dynamics, *T. ASAE*, 47, 119–128, 2004.
- Wilson, H. M. and Al-Kaisi, M. M.: Crop rotation and nitrogen fertilization effect on soil CO₂ emissions in central Iowa, *Appl. Soil Ecol.*, 39, 264–270, 2008.