



HAL
open science

Theoretical Studies of Autoxidation of 2-Alkylidene-1,3-cyclohexadione Leading to Bicyclic-Hemiketal Endoperoxides

Christiane André-Barrès, Yannick Carissan, Béatrice Tuccio

► **To cite this version:**

Christiane André-Barrès, Yannick Carissan, Béatrice Tuccio. Theoretical Studies of Autoxidation of 2-Alkylidene-1,3- cyclohexadione Leading to Bicyclic-Hemiketal Endoperoxides. ACS Omega, 2017, 2 (9), pp.5357-5363. 10.1021/acsomega.7b00989 . hal-01587193

HAL Id: hal-01587193

<https://hal.science/hal-01587193>

Submitted on 13 Sep 2017

HAL is a multi-disciplinary open access archive for the deposit and dissemination of scientific research documents, whether they are published or not. The documents may come from teaching and research institutions in France or abroad, or from public or private research centers.

L'archive ouverte pluridisciplinaire **HAL**, est destinée au dépôt et à la diffusion de documents scientifiques de niveau recherche, publiés ou non, émanant des établissements d'enseignement et de recherche français ou étrangers, des laboratoires publics ou privés.

Theoretical Studies of Autoxidation of 2-Alkylidene-1,3-cyclohexadione Leading to Bicyclic-Hemiketal Endoperoxides

Christiane André-Barrès,^{*,†,‡,§} Yannick Carissan,[§] and Béatrice Tuccio^{||}

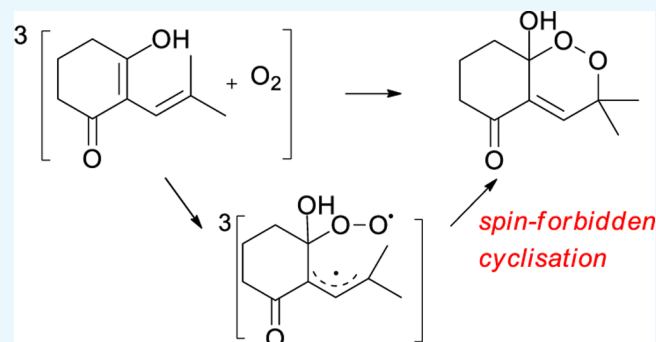
[†]LSPCMIB, UPS, CNRS, UMR 5068, Université de Toulouse, 118 route de Narbonne, 31062 Toulouse cedex 9, France

[‡]Laboratoire de Synthèse et Physicochimie de Molécules d'Intérêt Biologique, CNRS, UMR 5068, 31062 Toulouse, France

[§]ISm2, Centrale Marseille and ^{||}ICR, Aix Marseille Université, CNRS, 13397 Marseille, France

Supporting Information

ABSTRACT: Mechanism of the addition of molecular oxygen on the dienolic form of the 2-alkylidene-1,3-cyclohexadione was investigated by quantum chemical calculations using the approximate projection method developed by Yamaguchi. The complete reaction pathway of the formation of the endoperoxide is described. The crossing between triplet and singlet potential energy surfaces has been located. A multireference complete active space self-consistent field calculation has been performed to strengthen the results.



INTRODUCTION

G3 factor is a natural endoperoxide extracted from the leaves of *Eucalyptus grandis*, where it plays the role of phytohormones and a growth regulator.¹ Modifications of its structure afforded new endoperoxides with interesting antimalarial properties.² The synthesis of G3 factor and its analogues is based on a biomimetic spontaneous oxygen uptake on the enedione in equilibrium with its ketodienolic form (Scheme 1). The autoxidation occurs in mild conditions, at room temperature, without photoactivation, whatever the solvent used, also in solid state and in the dark, and is quantitative and selective.³ Previous studies have shown the implication of fundamental oxygen in its triplet state $^3\Sigma_g^- - O_2$ and have discarded the alternative of a radical reaction.⁴ This spin-forbidden reaction constitutes the key step to prepare endoperoxides with antimalarial properties and an alternative green process. To elucidate the mechanism of this intriguing reaction, a precedent electron paramagnetic resonance (EPR)/spin-trapping study combined with mass spectroscopy has been undertaken, using two spin traps and starting from the precursors labeled with ^{13}C in different positions.⁵ For instance, when the ^{13}C -labeled precursor was incubated with dioxygen during 1 h in the presence of the nitron (TN),⁶ the EPR spectrum given in Figure 1 was recorded. Its simulation allowed us to undoubtedly identify the radical center in the intermediate detected, and its structure was confirmed by the tandem mass spectrometry analysis. The whole spin-trapping study highlighted the presence of the diradical species within a mechanism in which pathway I (named pathway B in ref 5) was implicated (Scheme 1).

To gain an insight into the mechanism of addition of dioxygen with dienol, a computational approach was employed. The calculations are performed on the simplified 2-alkylidene-1,3-cyclohexadione in equilibrium with its ketodienol form, which is also subject to autoxidation (Scheme 2).⁷

The addition of a triplet dioxygen on a singlet dienol will be considered, furnishing a triplet diradical. Because the reactants taken together have a triplet potential energy surface (PES), whereas the endoperoxide product resides on a singlet potential energy surface, a triplet–singlet interconversion must occur at some point along the reaction coordinates. In this way, a change in multiplicity from triplet to open-shell singlet of the obtained diradical is necessary to finally obtain the closed-shell singlet endoperoxide. It is worth noting that the crossing between triplet and singlet potential energy surfaces arises and has to be located. We report herein a density functional theory (DFT) study of the complete pathway leading to bicyclic-hemiketal endoperoxides.

COMPUTATIONAL METHOD

Gaussian 09 was used for all of the computations and analytical frequencies were calculated for all of the stationary points.⁸ The energy of the singlet diradical after correction of the spin contamination was provided by the approximate spin projection method developed by Yamaguchi.⁹ The spin-corrected energy value, $^1E_{SC}$, can be obtained as follows

Received: July 13, 2017

Accepted: August 18, 2017

Published: September 1, 2017

Scheme 1

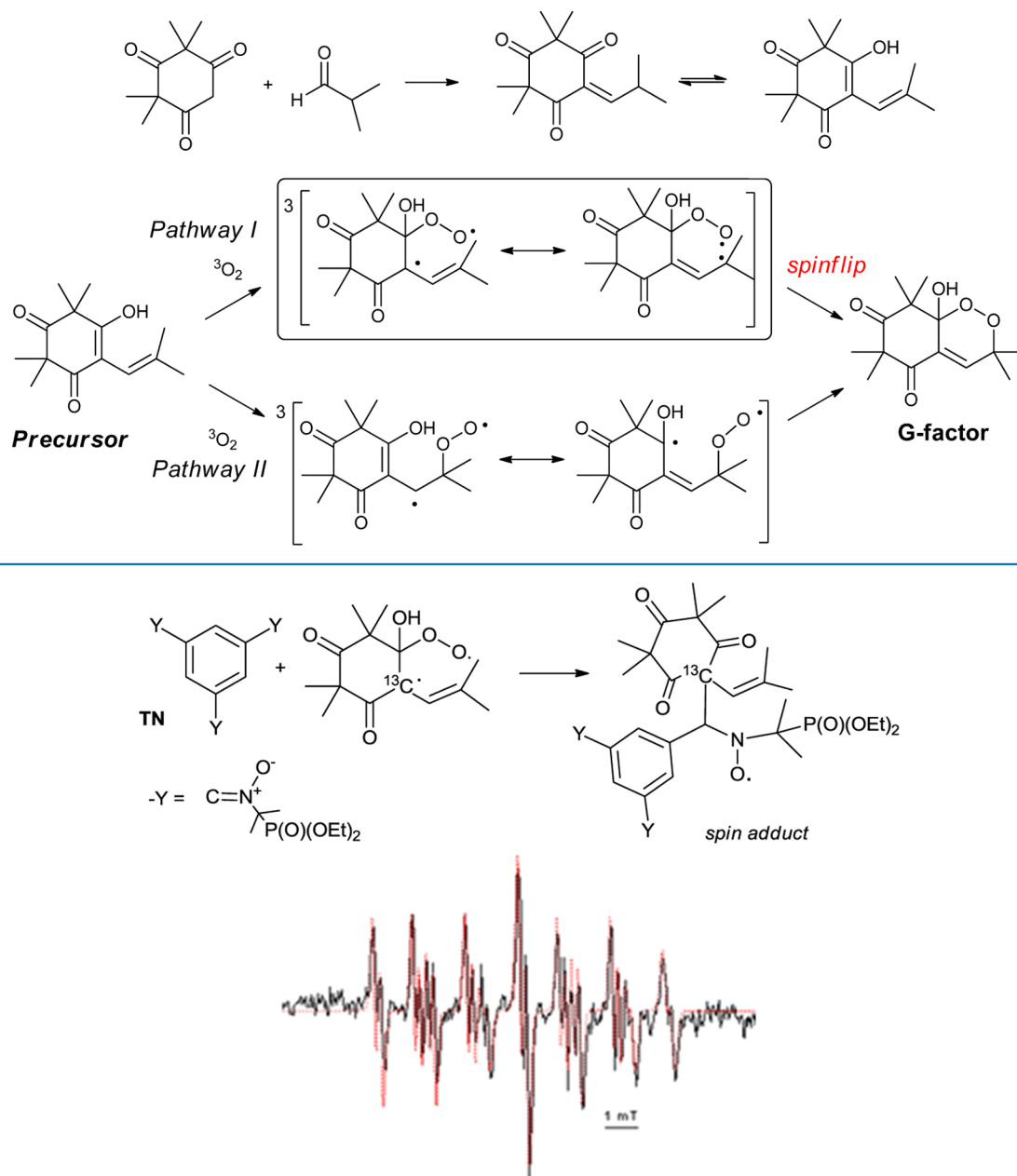


Figure 1. EPR signal obtained in benzene after 1 h of reaction between molecular oxygen and precursor (0.2 mol dm^{-3}) in the presence of TN (80 mmol dm^{-3}). The superimposed simulation (red dotted lines) led to the following values for the hyperfine coupling constants: $a_{\text{N}} = 1.55 \text{ mT}$, $a_{\text{H}} = 0.19 \text{ mT}$, $a_{\text{P}} = 4.25 \text{ mT}$, and $a^{13\text{C}} = 1.14 \text{ mT}$.

$${}^1E_{\text{SC}} = {}^1E_{\text{UB}} + f_{\text{sc}}({}^1E_{\text{UB}} - {}^3E_{\text{UB}})$$

$$\text{with } f_{\text{sc}} = \frac{{}^1\langle S^2 \rangle}{{}^3\langle S^2 \rangle - {}^1\langle S^2 \rangle}$$

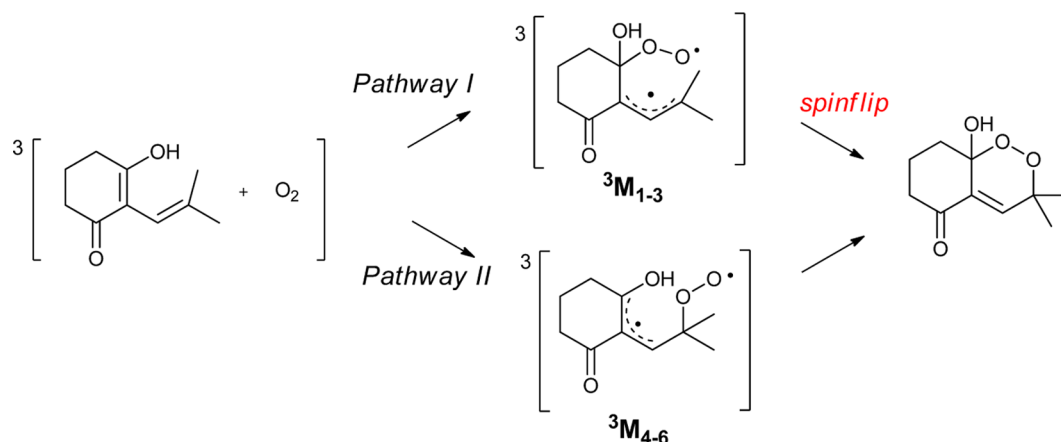
${}^1E_{\text{UB}}$ is the singlet energy computed at the UB3LYP/6-311+G(d,p) (using “guess = mix”) and ${}^3E_{\text{UB}}$ is the triplet energy computed at the UB3LYP/6-311+G(d,p).

This method was also applied by Bendikov to describe the Diels–Alder reaction of acenes with singlet and triplet oxygen using the density functional theory. He has shown that B3LYP performs reasonably well for diradicals.¹⁰ He used this spin-projected UB3LYP method that revealed to be of interest in modeling triplet and open-shell singlet biradical ground state, and nicely reproduces the singlet–triplet splitting for oxygen.

In addition, recently, Tantillo has used the DFT with Yamaguchi method to study the intramolecular (2 + 2) cycloaddition reaction, which involves the diradical intermediates from zwitterionic transition state structures.¹¹

As a result, we decided to use the DFT calculations with restricted B3LYP/6-311+G(d,p)¹² and unrestricted broken symmetry UB3LYP/6-311+G(d,p) levels for all of the closed-shell and open-shell species, respectively, to study the spontaneous oxygen uptake on the dienol precursor.¹³ Structures of the singlet diradicals were optimized at the UB3LYP/6-311+G(d,p) level with the broken symmetry method (initial guess $\langle S^2 \rangle = 1$) and the structures of the triplet state of diradicals were calculated with the unrestricted method (initial guess $\langle S^2 \rangle = 2$). Spin-projected energies were

Scheme 2

Table 1. Triplet Enthalpies of the Six Minima M_{1-6} and the Singlet Spin-Corrected Enthalpy of M_2^a

	3M_1	3M_2	1M_2	3M_3	3M_4	3M_5	3M_6
structure							
geometry							-
$\langle S^2 \rangle$	2.02	2.02	1.02	2.02	2.03	2.03	-
H (ua)	-690.175331	-690.178658	-690.178352	-690.167892	-690.172619	-690.173090	No minimum
ΔH (kcal/mol)	21.6	19.5	19.9	26.3	23.3	23.1	-

^aCalculated with the approximate spin-correction procedure proposed by Yamaguchi computed at the UB3LYP 6-311+G(d,p).

Table 2. Triplet Enthalpies of Transition States between $^3[\text{Dienol} + \text{O}_2]$ and 3M_1 or 3M_2 , Respectively, Noted $^3\text{TS}_1$ and $^3\text{TS}_2$ and Singlet Spin-Corrected Enthalpies of Transition States $^1\text{TS}_2$ and $^1\text{TS}_{\text{form}}$ between, Respectively ($^1\Delta_g - \text{O}_2$, Dienol), and 1M_2 and Endoperoxide

	$^3\text{TS}_1$	$^3\text{TS}_2$	$^1\text{TS}_2$	$^3\text{TS}_{\text{form}}$	$^1\text{TS}_{\text{form}}$
structure					
geometry					
Imaginary frequency (cm^{-1})	-361.60	-299.96	-199.17	-105.71	-102.83
$\langle S^2 \rangle$	2.04	2.04	1.02	2.02	0.96
H (au)	-690.171608	-690.175236	-690.169526	-690.169304	-690.173422
ΔH (kcal/mol)	24.0	21.7	25.3	25.4	22.8

used throughout this paper. To further explore the validity of our results, a multireference complete active space self-consistent field (CASSCF)(8/8)/6-31G(d) calculation was also performed on some points chosen along the intrinsic reaction coordinate (IRC).

Solvent effects were not investigated, as the autoxidation occurred with or without a solvent.

RESULTS

The different conformations of the singlet ground state diene were first calculated (see the Supporting Information) and the lowest one's geometry was retained. The addition of a triplet oxygen $^3\Sigma_g^- - \text{O}_2$ on the diene can afford three possibilities of geometries in each pathway (A and B). Three triplet minima were found for the pathway noted $^3M_{1-3}$ and only two for pathway II noted 3M_4 and 3M_5 . Despite our efforts, no

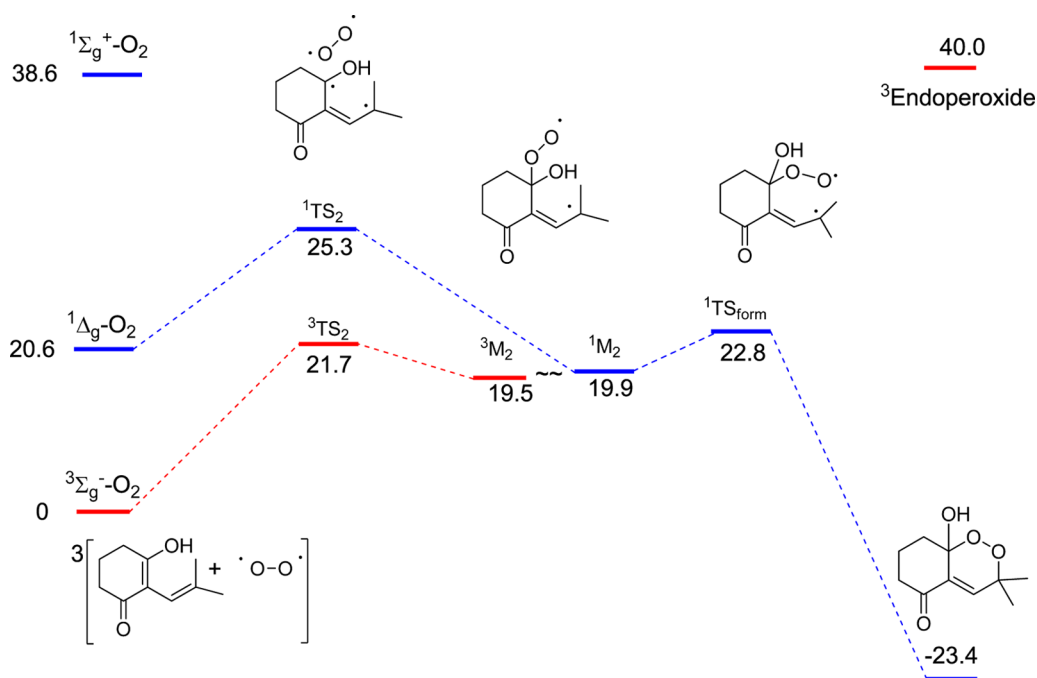


Figure 2. Complete reaction pathway of the autoxidation. Relative enthalpies are in kcal/mol at the (U)B3LYP/6-311+G(d,p).

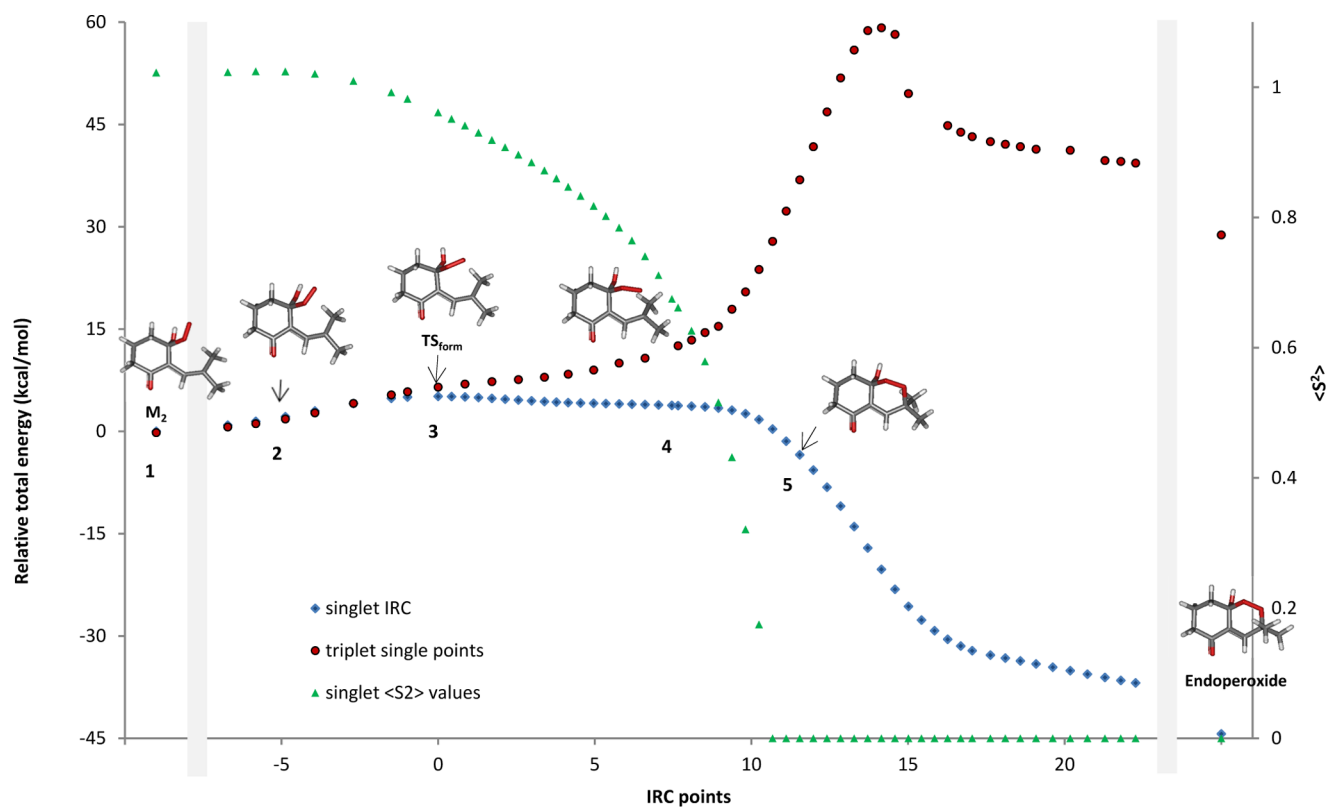


Figure 3. IRC plots connecting the transition state TS_{form} to the two minima M_2 and the endoperoxide on the singlet potential energy surface (${}^1E_{UB}$). Singlet energies vs reaction coordinate plots are shown in blue, single points triplet energies (${}^3E_{UB}$) in red, and singlet $\langle S^2 \rangle$ values vs reaction coordinate plots in green.

minimum could be found for M_6 , for which the initial guess always converged to M_4 or M_5 geometries. Triplet enthalpies (au) and the relative enthalpies (kcal/mol) with respect to the starting material ${}^3(\text{dienol} + O_2)$ are given in Table 1.

From all of the minima, 3M_2 , the lowest in energy was located at 19.5 kcal/mol higher than the ground state of the

starting material ${}^3(\text{dienol} + O_2)$. The relative enthalpies for 3M_1 and 3M_3 were, respectively, located at 21.6 and 26.3 kcal/mol. This last value is quite high (7 kcal/mol higher than that of 3M_2) and could be explained by the destabilizing Pauli repulsion. So, the research of the transition states were first carried on between both 3M_1 and ${}^3(\text{dienol} + O_2)$ and then 3M_2

Table 3. Occupation Numbers of Orbitals 50–57 of the CASSCF(8,8)/6-31G(d) Calculation on Points 1–5 in the Singlet and Triplet State and Total Energies E^a

		50	51	52	53	54	55	56	57	E (au)	ΔE (kcal/mol)
1	singlet	1.90	1.93	1.97	1.02	0.97	0.10	0.06	0.03	−686.18868	0
	triplet	1.90	1.93	1.97	1.00	1.00	0.10	0.06	0.03	−686.18903	−0.22
2	singlet	1.90	1.98	1.97	1.03	0.97	0.09	0.03	0.01	−686.17679	7.46
	triplet	1.91	1.98	1.97	1.00	1.00	0.09	0.01	0.03	−686.17729	7.14
3	singlet	1.91	1.98	1.97	1.21	0.79	0.09	0.01	0.03	−686.17474	8.75
	triplet	1.91	1.98	1.97	1.00	1.00	0.09	0.01	0.03	−686.17247	10.72
4	singlet	1.91	1.97	1.98	1.46	0.55	0.09	0.01	0.03	−686.17763	6.93
	triplet	1.90	1.98	1.97	1.00	1.00	0.10	0.01	0.03	−686.16465	15.08
5	singlet	1.91	1.98	1.94	1.79	0.23	0.07	0.01	0.06	−686.21144	−14.28
	triplet	1.94	1.97	1.02	1.90	1.00	0.09	0.01	0.06	−686.15387	21.84

^aElectrons implicated in the C–O bond formation are shown in bold.

and ³(dienol + O₂) and are, respectively, noted ³TS₁ and ³TS₂. They were, respectively, found at 24.0 and 21.7 kcal/mol higher than the ground state (Table 2). These transition states are characterized by only one imaginary frequency at, respectively, −361.6 and −299.96 cm^{−1}, which are both along the reaction coordinates of the C–O bond formation. ³TS₂ is located below the other minima and below ³TS₁. As a consequence, the research of other transition states was not further investigated. Using the approximate spin-correction procedure, the enthalpy of the singlet diradical ¹M₂ was found to be very close in energy to the triplet structure (only 0.5 kcal/mol higher). The singlet ¹M₂ with the same geometry as the triplet ³M₂ was also a minimum, as its optimized geometry stays unchanged (ΔH less than 0.01 kcal/mol) with no negative frequency. Therefore, singlet and triplet states could be considered as degenerated. The conditions are fulfilled for the intersystem crossing, allowing the possibility that the reaction pathway continues on the singlet potential energy surface, finally leading to endoperoxide. The crossing between triplet and singlet potential energy surfaces will be studied in the area of the reaction pathway (Figure 2).

Furthermore, on the singlet potential energy, we found on the singlet potential energy surface, the transition state ¹TS₂, which relies (¹ Δ_g – O₂, dienol) to ¹M₂ with a relative activation enthalpy of 25.3 kcal/mol, a significantly higher barrier than for ³TS₂ on the triplet surface. This result is in good agreement with the experimental facts in favor of the implication of fundamental oxygen during this autoxidation.

Continuing on the singlet potential energy surface, the transition state (¹TS_{form}) between ¹M₂ and endoperoxide was located at 22.8 kcal/mol above the ground state (and lying only 3 kcal/mol above ¹M₂).

An intrinsic reaction coordinates (IRCs) calculation¹⁴ was performed to connect both the transition state ¹TS_{form} with the endoperoxide in the reverse direction and the minimum ¹M₂ in the forward direction on the singlet potential energy surface. The results are consigned in Figure 3. To characterize the singlet diradical character along the reaction coordinate before the closing of the ring, the $\langle S^2 \rangle$ value was reported versus IRC points. The $\langle S^2 \rangle$ value of 1.0 in the DFT calculations indicates an equal mixture of singlet ($\langle S^2 \rangle = 0$) and triplet ($\langle S^2 \rangle = 2$). This value of 1 is expected for singlet open-shell diradical structures. At the onset of the closing, the transition state ¹TS_{form} in its singlet state possesses a diradical character with a $\langle S^2 \rangle$ value of approximately 1; this value then quickly decreases as the peroxide bond is formed. It is worth noting that a singlet PES is very flat as long as $\langle S^2 \rangle \neq 0$ and becomes steep as soon

as $\langle S^2 \rangle = 0$. The following reaction consists of the reorganization of all of the structure, leading to endoperoxide, with a $\langle S^2 \rangle$ value of 0, indicating no more diradical character. We have verified that optimization of the last IRC points in both directions converged to endoperoxide in the reverse direction and to M₂ in the forward direction.

Single points energy calculations were also performed on the IRC points with an enforced triplet state using UB3LYP/6-311+G(d,p), which furnishes the triplet electronic energy versus the reaction coordinates curve. We can observe in Figure 3 the crossing of the triplet and singlet pathways located between M₂ and TS_{form}. To further explore the validity of our results, a multireference calculation at the CASSCF(8,8) level¹⁵ was also performed on five chosen geometries on the singlet PES, 1–5, in both singlet and triplet states. The occupation numbers of the eight orbitals of the active space are given in Table 3 for the singlet and the triplet state. In the singlet state, orbitals 53 and 54 are singly occupied for point 1 (M₂) to point 3 (TS_{form}), expressing the open-shell character at the onset of closing, then the occupation number increases for orbital 53 and decreases for orbital 54 (points 4 and 5) until the formation of the C–O bond. These results strengthen our previous calculations at the UB3LYP level using Yamaguchi's method. The $\langle S^2 \rangle$ value of ≈ 1.0 (equal mixture of singlet and triplet) found for points 1–3, characterizing singlet open-shell diradical structures, is well correlated with the occupation numbers of orbital 53 and 54. Then $\langle S^2 \rangle$ decreases to 0 (0.675 for point 4 and 0 for point 5), characterizing closed-shell structures. Concomitantly, the two electrons fill the orbital 53 and orbital 54 becomes empty, indicating no more diradical character. As can be seen from Figure 4, orbital 53 of point 5 with the occupation number of 1.8 in its singlet state shows the C–O bond formation. For the triplet state of point 5, the energy of one singly occupied orbital drops below that of a

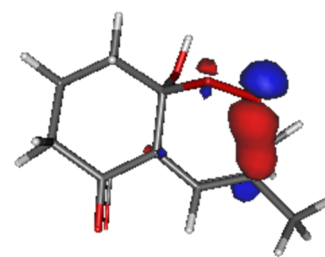


Figure 4. Orbital 53 of the CASSCF(8/8)/6-31G(d) calculation for the point 5 in its singlet state with the occupation number 1.8.

doubly occupied orbital. Thus, for this point only, orbitals 52 and 54 are singly occupied. Yet, as can be seen from their shapes in the Supporting Information, they do correspond to orbitals 53 and 54 of the four previous points (1–4).

The orbitals 53 (or 52 for the triplet last point) and 54 of the five points (1–5) at CASSCF(8,8)/6-31G(d) level both in singlet and triplet state are shown in the Supporting Information.

CONCLUSIONS

A plausible reaction pathway of the autoxidation of the ketodienol has been investigated by using the unrestricted B3LYP/6-311+G(d,p) level of theory, which appears to perform well for diradicals using the spin-projected Yamaguchi's method and the results have been strengthened by the CASSCF(8,8) calculations. We theoretically demonstrated that the oxygen uptake occurred between singlet dienol and fundamental triplet dioxygen following pathway I, with an overall barrier reaching 22.8 kcal/mol. The crossing between triplet and singlet PES has been located. This computational study is in good agreement with the experimental reaction conditions and our previous spin trap experiments. The DFT method, low in cost, seems convenient to qualitatively describe the autoxidation.

ASSOCIATED CONTENT

Supporting Information

The Supporting Information is available free of charge on the ACS Publications website at DOI: 10.1021/acsomega.7b00989.

Geometries and electronic energies and enthalpies at the B3LYP/6-311+G(d,p) level of all of the stationary points; orbitals 53 and 54 of the five points 1–5 chosen on the singlet IRC, at the singlet and triplet states at the CASSCF(8,8)/6-31G(d) level (PDF)

AUTHOR INFORMATION

Corresponding Author

*E-mail: candre@chimie.ups-tlse.fr

ORCID

Christiane André-Barrès: 0000-0002-8973-1875

Notes

The authors declare no competing financial interest.

ACKNOWLEDGMENTS

The CNRS and Université de Toulouse, UPS (UMR 5068) are gratefully acknowledged for financial support. Frederic Rodriguez is also acknowledged for Gaussian 09 package installation.

REFERENCES

- (1) Ghisalberti, E. Bioactive acylphloroglucinol derivatives from *Eucalyptus* species. *Phytochemistry* **1996**, *41*, 7–22.
- (2) Ruiz, J.; Azéma, J.; Payrastra, C.; Baltas, M.; Tuccio, B.; Vial, H.; André-Barrès, C. Antimalarial bicyclic peroxides belonging to the G-factor family: mechanistic aspects of their formation and iron (II) induced reduction. *Curr. Top. Med. Chem.* **2014**, *14*, 1668–1683.
- (3) (a) Gavrilan, M.; André-Barrès, C.; Baltas, M.; Tzedakis, T.; Gorrichon, L. Bicyclic peroxides in the G factors series: synthesis and electrochemical studies. *Tetrahedron Lett.* **2001**, *42*, 2465–2468. (b) Najjar, F.; Baltas, M.; Gorrichon, L.; Moreno, Y.; Tzedakis, T.; Vial, H.; André-Barrès, C. Synthesis and electrochemical studies of

new antimalarial endoperoxides. *Eur. J. Org. Chem.* **2003**, *2003*, 3335–3343.

- (4) (a) Najjar, F.; André-Barrès, C.; Lauricella, R.; Gorrichon, L.; Tuccio, B. EPR/spin trapping study of the spontaneous addition of dioxygen on a dienol. *Tetrahedron Lett.* **2005**, *46*, 2117–2119. (b) Bernat, V.; André-Barrès, C.; Baltas, M.; Saffon, N.; Vial, H. Synthesis of antimalarial G-factors endoperoxides: relevant evidence of the formation of a biradical during the autoxidation step. *Tetrahedron* **2008**, *64*, 9216–9224. (c) Drujon, J.; Rahmani, R.; Héran, V.; Blanc, R.; Carissan, Y.; Tuccio, B.; Commeiras, L.; Parrain, J.-L. Trans-1,2-Diisloxybenzocyclobutene, an adequate partner for the auto-oxidation: EPR/spin trapping and theoretical studies. *Phys. Chem. Chem. Phys.* **2014**, *16*, 7513–7520.
- (5) Triquigneaux, M.; Charles, L.; André-Barrès, C.; Tuccio, B. A combined spin trapping/EPR/mass spectrometry approach to study endoperoxide formation by dienolic precursor autoxidation. *Org. Biomol. Chem.* **2010**, *8*, 1361–1367.
- (6) Roubaud, V.; Dozol, H.; Rizzi, C.; Lauricella, R.; Bouteiller, J. C.; Tuccio, B. Poly(β -phosphorylated nitrones): preparation and characterisation of a new class of spin trap. *J. Chem. Soc., Perkin Trans. 2* **2002**, *2*, 958–964.
- (7) Bernat, V.; Coste, M.; André-Barrès, C. Autoxidation of 2-alkylidene-1,3-cyclohexanediones as a green process to form bicyclic hemiketal endoperoxides. *New J. Chem.* **2009**, *33*, 2380–2384.
- (8) Frisch, M. J.; Trucks, G. W.; Schlegel, H. B.; Scuseria, G. E.; Robb, M. A.; Cheeseman, J. R.; Scalmani, G.; Barone, V.; Mennucci, B.; Petersson, G. A.; Nakatsuji, H.; Caricato, M.; Li, X.; Hratchian, H. P.; Izmaylov, A. F.; Bloino, J.; Zheng, G.; Sonnenberg, J. L.; Hada, M.; Ehara, M.; Toyota, K.; Fukuda, R.; Hasegawa, J.; Ishida, M.; Nakajima, T.; Honda, Y.; Kitao, O.; Nakai, H.; Vreven, T.; Montgomery, J. A., Jr.; Peralta, J. E.; Ogliaro, F.; Bearpark, M.; Heyd, J. J.; Brothers, E.; Kudin, K. N.; Staroverov, V. N.; Kobayashi, R.; Normand, J.; Raghavachari, K.; Rendell, A.; Burant, J. C.; Iyengar, S. S.; Tomasi, J.; Cossi, M.; Rega, N.; Millam, J. M.; Klene, M.; Knox, J. E.; Cross, J. B.; Bakken, V.; Adamo, C.; Jaramillo, J.; Gomperts, R.; Stratmann, R. E.; Yazyev, O.; Austin, A. J.; Cammi, R.; Pomelli, C.; Ochterski, J. W.; Martin, R. L.; Morokuma, K.; Zakrzewski, V. G.; Voth, G. A.; Salvador, P.; Dannenberg, J. J.; Dapprich, S.; Daniels, A. D.; Farkas, Ö.; Foresman, J. B.; Ortiz, J. V.; Cioslowski, J.; Fox, D. J. *Gaussian 09*, revision A.1; Gaussian, Inc.: Wallingford, CT, 2009.
- (9) Yamaguchi, K.; Jensen, F.; Dorigo, A.; Houk, K. N. A spin correction procedure for unrestricted Hartree-Fock and Møller-Plesset wavefunctions for singlet diradicals and polyradicals. *Chem. Phys. Lett.* **1988**, *149*, 537–542.
- (10) Ravikumar Reddy, A.; Bendikov, M. Diels-Alder reaction of acenes with singlet and triplet oxygen-theoretical study of two-state reactivity. *Chem. Commun.* **2006**, 1179–1181.
- (11) Nguyen, Q. N. N.; Tantillo, D. J. When to let go – diradical intermediates from zwitterionic transition state structures? *J. Org. Chem.* **2016**, *81*, 5295–5302.
- (12) Hariharan, P. C.; Pople, J. A. The influence of polarization functions on molecular orbital hydrogenation energies. *Theor. Chim. Acta* **1973**, *28*, 213–222.
- (13) (a) Becke, A. D. Density-functional thermochemistry. III. The role of exact exchange. *J. Chem. Phys.* **1993**, *98*, 5648–5652. (b) Lee, C.; Yang, W.; Parr, R. G. Development of the Colle-Salvetti correlation-energy formula into a functional of the electron density. *Phys. Rev. B* **1988**, *37*, 785–789.
- (14) (a) Hratchian, H. P.; Schlegel, H. B. Accurate reaction paths using a Hessian based predictor-corrector integrator. *J. Chem. Phys.* **2004**, *120*, 9918–9924. (b) Hratchian, H. P.; Schlegel, H. B. In *Theory and Applications of Computational Chemistry: The First 40 Years*; Dykstra, C. E., Frenking, G., Kim, K. S., Scuseria, G., Eds.; Elsevier: Amsterdam, 2005; pp 195–249. (c) Hratchian, H. P.; Schlegel, H. B. Using Hessian Updating To Increase the Efficiency of a Hessian Based Predictor-Corrector Reaction Path Following Method. *J. Chem. Theory Comput.* **2005**, *1*, 61–69.
- (15) (a) Olsen, J.; Roos, B. O.; Jørgensen, P.; Jørgen, H. J. A. Determinant based configuration interaction algorithms for complete

and restricted configuration interaction spaces. *J. Chem. Phys.* **1988**, *89*, 2185. (b) Cramer, C. *Essentials of Computational Chemistry*; John Wiley and Sons, Ltd.: Chichester, 2002; pp 191–232.