



HAL
open science

**Discussion of “Classroom Activities to Illustrate
Concepts of Darcy’s Law and Hydraulic Conductivity”
by Roseanna M. Neupauer and Norman D. Dennis**

Dejan Brkić, Vladimir Mitrović

► **To cite this version:**

Dejan Brkić, Vladimir Mitrović. Discussion of “Classroom Activities to Illustrate Concepts of Darcy’s Law and Hydraulic Conductivity” by Roseanna M. Neupauer and Norman D. Dennis. *J. Prof. Issues Eng. Educ. Pract.*, 2011, 137 (1), pp.46-48. 10.1061/(asce)ei.1943-5541.0000039 . hal-01586521

HAL Id: hal-01586521

<https://hal.science/hal-01586521>

Submitted on 12 Sep 2017

HAL is a multi-disciplinary open access archive for the deposit and dissemination of scientific research documents, whether they are published or not. The documents may come from teaching and research institutions in France or abroad, or from public or private research centers.

L’archive ouverte pluridisciplinaire **HAL**, est destinée au dépôt et à la diffusion de documents scientifiques de niveau recherche, publiés ou non, émanant des établissements d’enseignement et de recherche français ou étrangers, des laboratoires publics ou privés.

Editorial Manager(tm) for Journal of Professional Issues in Engineering Education and
Practice
Manuscript Draft

Manuscript Number:

Title: Discussion of "Classroom Activities to Illustrate Concepts of Darcy's Law and Hydraulic Conductivity" by Roseanna M. Neupauer, M.ASCE; and Norman D. Dennis, F.ASCE January 2010, Vol. 136, No. 1, pp. 17-23. DOI: 10.1061/(ASCE)1052-3928(2010)136:1(17)

Article Type: Discussion

Corresponding Author: Dr Dejan Brkic, PhD in Petroleum Eng.

Corresponding Author's Institution: Unemployed

First Author: Dejan Brkic, PhD in Petroleum Eng.

Order of Authors: Dejan Brkic, PhD in Petroleum Eng.; Vladimir Mitrović, Ph.D. in Petroleum Eng.

Dear Editor,

This is discussion of “Classroom Activities to Illustrate Concepts of Darcy’s Law and Hydraulic Conductivity” by Roseanna M. Neupauer, M.ASCE; and Norman D. Dennis, F.ASCE

January 2010, Vol. 136, No. 1, pp. 17-23.

DOI: 10.1061/(ASCE)1052-3928(2010)136:1(17)

Sincerely,

Dejan Brkić

1
2
3
4 Discussion of “Classroom Activities to Illustrate Concepts of Darcy’s Law and Hydraulic
5
6 Conductivity” by Roseanna M. Neupauer, M.ASCE; and Norman D. Dennis, F.ASCE
7
8
9 January 2010, Vol. 136, No. 1, pp. 17-23.

10
11 DOI: 10.1061/(ASCE)1052-3928(2010)136:1(17)

12
13
14 Dejan Brkić¹, Vladimir Mitrović²

15
16 ¹Ph.D., Research Associate, Unemployment, Strumička 88, 11050 Belgrade, Serbia, Tel.

17
18
19 +381642543668, fax: +381113243457, e-mail: dejanrgf@tesla.rcub.bg.ac.rs

20
21 ²Ph.D., Full Professor, Faculty of Mining and Geology, Dušina 7, 11000 Belgrade, Serbia

22
23
24
25
26 The discussers would like to express their appreciation to the authors Neupauer and Dennis
27
28 (2010) for representing classroom activities that are used to illustrate basic concepts of
29
30 groundwater flow using a simple apparatus called Darcy bottle. In technical paper by Neupauer
31
32 and Dennis (2010), although the used apparatus is simple and the tests are largely
33
34 understandable, some points are unclear and need to be clarified. In discussed paper Darcy’s law
35
36 is introduced to students in a way to calculate the rate of change of one variable in relation to
37
38 another (Carlton and Nicholls 2001). The discussers are also involved in teaching of
39
40 underground flow to the students of petroleum engineering, but they use different approach; i.e.
41
42 students have to measure some quantities in the laboratory and then to calculate others.

43
44
45
46
47
48 Petroleum department at University of Belgrade had very simple professional permeameter, but
49
50 few parts are now broken and since the spare parts are not available, the discussers have to
51
52 manage to made exercises with student using hand-made apparatus. Experience shows that
53
54 student cannot understand concept of hydraulic conductivity and permeability before few
55
56
57
58
59
60
61
62
63
64
65
66
67
68
69
70
71
72
73
74
75
76
77
78
79
80
81
82
83
84
85
86
87
88
89
90
91
92
93
94
95
96
97
98
99
100
101
102
103
104
105
106
107
108
109
110
111
112
113
114
115
116
117
118
119
120
121
122
123
124
125
126
127
128
129
130
131
132
133
134
135
136
137
138
139
140
141
142
143
144
145
146
147
148
149
150
151
152
153
154
155
156
157
158
159
160
161
162
163
164
165
166
167
168
169
170
171
172
173
174
175
176
177
178
179
180
181
182
183
184
185
186
187
188
189
190
191
192
193
194
195
196
197
198
199
200
201
202
203
204
205
206
207
208
209
210
211
212
213
214
215
216
217
218
219
220
221
222
223
224
225
226
227
228
229
230
231
232
233
234
235
236
237
238
239
240
241
242
243
244
245
246
247
248
249
250
251
252
253
254
255
256
257
258
259
260
261
262
263
264
265
266
267
268
269
270
271
272
273
274
275
276
277
278
279
280
281
282
283
284
285
286
287
288
289
290
291
292
293
294
295
296
297
298
299
300
301
302
303
304
305
306
307
308
309
310
311
312
313
314
315
316
317
318
319
320
321
322
323
324
325
326
327
328
329
330
331
332
333
334
335
336
337
338
339
340
341
342
343
344
345
346
347
348
349
350
351
352
353
354
355
356
357
358
359
360
361
362
363
364
365
366
367
368
369
370
371
372
373
374
375
376
377
378
379
380
381
382
383
384
385
386
387
388
389
390
391
392
393
394
395
396
397
398
399
400
401
402
403
404
405
406
407
408
409
410
411
412
413
414
415
416
417
418
419
420
421
422
423
424
425
426
427
428
429
430
431
432
433
434
435
436
437
438
439
440
441
442
443
444
445
446
447
448
449
450
451
452
453
454
455
456
457
458
459
460
461
462
463
464
465
466
467
468
469
470
471
472
473
474
475
476
477
478
479
480
481
482
483
484
485
486
487
488
489
490
491
492
493
494
495
496
497
498
499
500
501
502
503
504
505
506
507
508
509
510
511
512
513
514
515
516
517
518
519
520
521
522
523
524
525
526
527
528
529
530
531
532
533
534
535
536
537
538
539
540
541
542
543
544
545
546
547
548
549
550
551
552
553
554
555
556
557
558
559
560
561
562
563
564
565
566
567
568
569
570
571
572
573
574
575
576
577
578
579
580
581
582
583
584
585
586
587
588
589
590
591
592
593
594
595
596
597
598
599
600
601
602
603
604
605
606
607
608
609
610
611
612
613
614
615
616
617
618
619
620
621
622
623
624
625
626
627
628
629
630
631
632
633
634
635
636
637
638
639
640
641
642
643
644
645
646
647
648
649
650
651
652
653
654
655
656
657
658
659
660
661
662
663
664
665
666
667
668
669
670
671
672
673
674
675
676
677
678
679
680
681
682
683
684
685
686
687
688
689
690
691
692
693
694
695
696
697
698
699
700
701
702
703
704
705
706
707
708
709
710
711
712
713
714
715
716
717
718
719
720
721
722
723
724
725
726
727
728
729
730
731
732
733
734
735
736
737
738
739
740
741
742
743
744
745
746
747
748
749
750
751
752
753
754
755
756
757
758
759
760
761
762
763
764
765
766
767
768
769
770
771
772
773
774
775
776
777
778
779
780
781
782
783
784
785
786
787
788
789
790
791
792
793
794
795
796
797
798
799
800
801
802
803
804
805
806
807
808
809
810
811
812
813
814
815
816
817
818
819
820
821
822
823
824
825
826
827
828
829
830
831
832
833
834
835
836
837
838
839
840
841
842
843
844
845
846
847
848
849
850
851
852
853
854
855
856
857
858
859
860
861
862
863
864
865
866
867
868
869
870
871
872
873
874
875
876
877
878
879
880
881
882
883
884
885
886
887
888
889
890
891
892
893
894
895
896
897
898
899
900
901
902
903
904
905
906
907
908
909
910
911
912
913
914
915
916
917
918
919
920
921
922
923
924
925
926
927
928
929
930
931
932
933
934
935
936
937
938
939
940
941
942
943
944
945
946
947
948
949
950
951
952
953
954
955
956
957
958
959
960
961
962
963
964
965
966
967
968
969
970
971
972
973
974
975
976
977
978
979
980
981
982
983
984
985
986
987
988
989
990
991
992
993
994
995
996
997
998
999
1000

1
2
3
4 with use of corn syrup as working fluid. Simple system of sphere packing is used to calculate
5
6 porosity, permeability and specific surface of porous systems (Figure 1). Most models of flow
7
8 through porous media are first constructed with perfect spheres in mind. Note that system is
9
10 spatial (where granular beads are spheres and not circles). Also, different colors of spheres used
11
12 in Figure 1 do not necessary mean that particles have different mineralogical structure. Color is
13
14 used only to differentiate particles by their size (or precisely by diameter).
15
16
17
18
19
20

21 **Figure 1.** System of sphere packing used to calculate porosity, permeability and specific surface
22

23
24
25
26 Porosity of systems made by uniform spherical particles depends only on packing. In figure 1,
27
28 disposition of particles shown in examples A) and B) are typical for water and air filters, cooling
29
30 towers, scrubbers, absorber columns, adsorption contactors, ion exchange columns, and air
31
32 driers, while disposition shown in C) and D) are typical for underground aquifers and oil and gas
33
34 reservoirs where pressure overburden is significant (Trussell and Chang 1999). First task for
35
36 student is to calculate porosity using knowledge from geometry (answers: $\Phi_A = \Phi_B \approx 0.477$ and
37
38 $\Phi_C = \Phi_D \approx 0.26$). For Darcy's bottle more possible pattern is A), i.e. B). Example E) is introduced
39
40 to examine mixture of small and large beads packed similar as in example A) or B). It is not
41
42 always obvious at first sight for students that $\Phi_A = \Phi_B$, but $\Phi_E < \Phi_A$ and consequently $\Phi_E < \Phi_B$.
43
44
45
46
47
48 Next task is to calculate permeability. This can be done using Kozeny-Carman model (Reyssat et
49
50 al 2009) for spherical systems (1):
51

52
53
54
$$k = \frac{d^2}{180} \cdot \frac{\Phi^3}{(1-\Phi)^2} \quad (1)$$

55
56
57
58
59
60
61
62
63
64
65

1
2
3
4 Fixing value of porosity, it is obvious that larger diameter of beads produces increased
5
6 permeability ($k_A > k_B$) and $k_C > k_D$). Third task is to calculate specific surface which is for a
7
8 media made of uniform spheres well defined (2):
9

$$s = \frac{6 \cdot (1 - \Phi)}{d} \quad (2)$$

10
11
12
13
14
15 Here, specific surface is defined as the surface area of the media divided by its bulk volume
16
17 where $s_A < s_B$ and $s_C < s_D$. Definitions of other types of specific surfaces are available from paper
18
19 of Trussell and Chang (1999). Porosity, permeability and specific surface are defined only using
20
21 properties of sample matrix, but the value of hydraulic conductivity in Darcy's equation (Eq. 1 of
22
23 the original paper) incorporates the characteristics of the porous media as well as the fluid. It has
24
25 unit of length/time (m/s). In correcting Darcy's coefficient for the viscosity and the density of the
26
27 fluid, permeability eliminates the influence of the type of fluid on the permeability which are
28
29 constant for the model, making the model more robust. Permeability has units of length squared
30
31 (m^2). Correlation of Darcy's hydraulic conductivity and permeability can be calculated using
32
33 kinematic viscosity of fluid as $k = K \cdot (v/g)$. Here lies first problem in experiment proposed with
34
35 Darcy's bottle. Darcy's conducted experiments with water and not with other type of fluids. Corn
36
37 syrup is not adequate fluid because then concept of wettability (adsorption effect) has to be
38
39 introduced in this case. The surface wettability of porous system is the result of complex
40
41 interactions between fluids and the surface of sand or gravel grains. Measurements of contact
42
43 angles (Figure 2) provide a convenient and conceptually simple approach to quantification of the
44
45 wettability given by liquid pairs at a smooth mineral surface.
46
47
48
49
50
51
52
53
54
55
56

57 **Figure 2.** Contact angles caused by different wettability cause changes in effective porosity
58
59
60
61
62
63
64
65

1
2
3
4 It is clear that water and corn syrup has different wetability capacities. Can one prove that
5 permeability does not depend on fluid properties only knowing hydraulic conductivity for water
6 and corn syrup (can be measured using Darcy's bottle), and knowing water and corn syrup
7 kinematic viscosity (3):
8
9
10
11
12

$$k = K_w \cdot \left(\frac{V_w}{g} \right) = K_{CS} \cdot \left(\frac{V_{CS}}{g} \right) = K_{air} \cdot \left(\frac{V_{air}}{g} \right) \quad (3)$$

13
14
15
16
17
18 Previous equation is valid only in absence of wetting effect (thus can be accomplished using air
19 as working fluid or in theory even mercury). According to Benner and Bartell (1941), even water
20 on same mineral surfaces can produce different wetting angles in presence of different fluids
21 (Figure 3). Mineral surface in examples 1) and 2) is quartz and in 3) and 4) is calcite. Water is
22 surrounded with i-octane in example 1) and 3) and with naphthenic acid in example 2) and 4).
23
24
25
26
27
28
29
30
31
32

33 **Figure 3.** Different water wetting angles on same mineral surfaces in presence of different fluids
34
35
36
37

38 Fixing the specific surface, residual of fluid in sample is caused only by different wetting
39 capacity (Figure 4). Residual of corn syrup in sample is greater than water residual. This means
40 that increased amount of non-movable corn syrup in comparison with non-movable water cause
41 effect of decreased effective porosity and consequently not only decreased value of Darcy's
42 conductivity but equally of permeability (similar e.g. one can conclude from eq. $y=A/B=3/4$ that
43 $A=3$ and $B=4$, but if $A=\sin(x)$ and $B=\cos(x)$ previous conclusion fails). This amount of non-
44 movable water can be extracted entirety from the sand sample by drying, but with corn syrup this
45 cannot be done. For example, air permeability in presence of water varied from $8.5 \cdot 10^{-12} \text{ m}^2$ for
46 volumetric water content of 2.03% to $2.3 \cdot 10^{-12} \text{ m}^2$ for water content of 20.0% (Springer et al
47
48
49
50
51
52
53
54
55
56
57
58
59
60
61
62
63
64
65

1
2
3
4 1998). It is important to note that Darcy's experiments actually provide no information about any
5
6 properties within a packed column (Gray and Miller 2004).
7
8
9

10
11 **Figure 4.** Process of filling and emptying a Darcy's bottle
12
13

14
15
16 For measure of Darcy's conductivity for teaching purpose, we can recommend apparatus (Figure
17
18 5) developed at the University of Washington (Massmann and Johnson 2001). Using air as
19
20 working fluid, sand remains dry (but for very accurate results Klinkenberg's effect has to be
21
22 resolved). For minor pressure drop air can be treated as incompressible fluid.
23
24
25

26
27
28 **Figure 5.** Simple hand-made permeameter
29
30
31

32
33 The conductivity of the sample (Figure 5) is measured by submerging the lower section of the
34
35 tube in water and measuring how quickly the water forces the air through the soil sample. First,
36
37 the top of the tube is sealed and then cork is removed. Because the air pressure in the lower
38
39 section of the tube is greater than atmospheric pressure water level in the tube will arise. Time in
40
41 which water level is changed from H_0 to H_1 also has to be measured (4).
42
43
44

45
46
$$K_{air} = \left(\frac{\rho_{air}}{\rho_w} \right) \cdot \frac{L}{\Delta t} \cdot \ln \left(\frac{H_0}{H_1} \right) \quad (4)$$

47
48
49

50 Further, permeability and Darcy's conductivity for water and corn syrup can be calculated using
51
52 Eq. (3).
53
54
55

56
57 Carlton and Lisgarten (2006) also proposed simple way to make Darcy's bottle. Permeameter
58
59 can be made also using instructions in the paper of Noll (2003).
60
61
62

1
2
3
4
5
6
7 Nomenclature:
8

9 The following symbols are used in this discussion:
10

11	k	permeability (m^2)
12		
13	K	Darcy's conductivity (m/s)
14		
15	d	diameter of spherical beads (m)
16		
17	s	specific surface (m^2/m^3)
18		
19	L	sample length (m)
20		
21	H	water level (m)
22		
23	Δt	time (s)
24		
25	g	gravitational constant (m/s^2)
26		
27	Φ	porosity (-)
28		
29	v	kinematic viscosity (m^2/s)
30		
31	ρ	fluid density (kg/m^3)
32		
33		
34		
35		
36		
37		
38		
39		
40		

41 Index

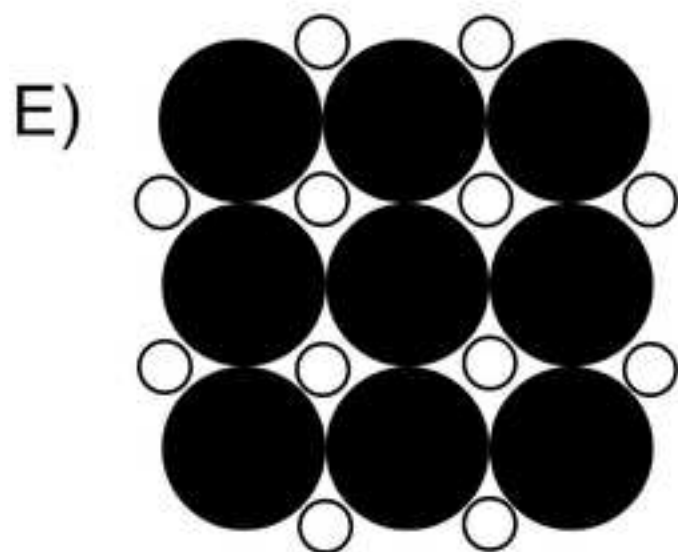
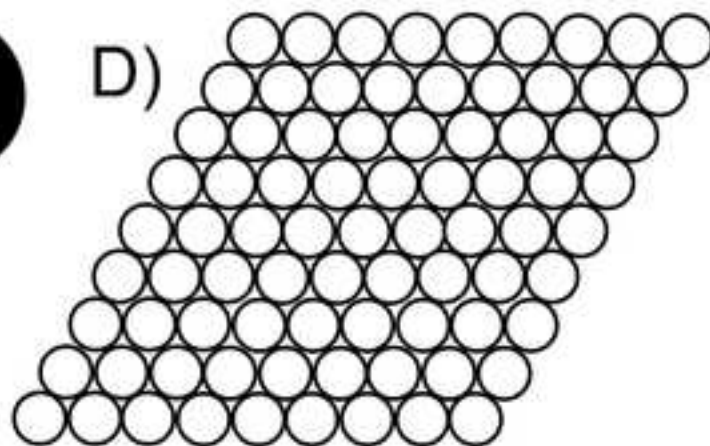

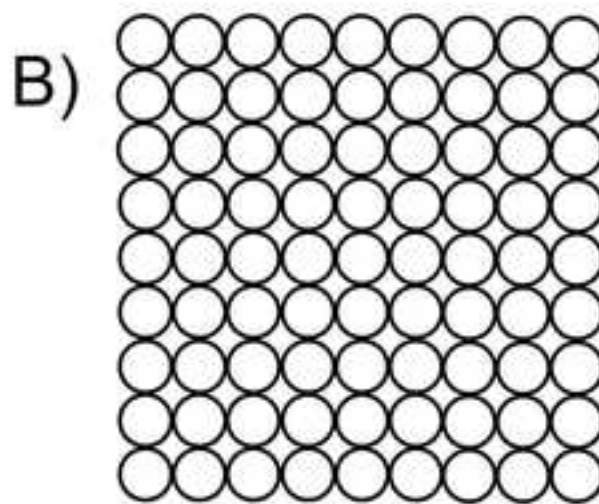

42		
43	w	water
44		
45	cs	corn syrup
46		
47	air	air
48		
49		
50		
51		
52		

53 References:

54
55 Benner, F.C., and Bartell, F.E. (1941). "The effect of polar impurities upon capillary and surface
56 phenomena in petroleum production." *Drill. Prod. Prac. API*, 341-348.
57
58
59
60
61
62
63
64
65

- 1
2
3
4 Carlton, K.J. and Lisgarten, D. (2006). "Home-made head tanks can be used to demonstrate
5 Darcy's law." *Phys. Educ.*, 41(5): 376-377.
6
7
8
9 Carlton, K.J. and Nicholls, M.K. (2001). "A practical to investigate Darcy's law of hydraulic
10 flow and to teach about rate of change." *Phys. Educ.*, 36(3): 236-242.
11
12
13
14 Gray, W.G. and Miller, C.T. (2004). "Examination of Darcy's law for flow in porous media with
15 variable porosity." *Environ. Sci. Technol.*, 38(22): 5895-5901.
16
17
18
19 Massmann, J. and Johnson, L. (2001). "Exercises illustrating flow in porous media." *Ground*
20 *Water*, 39(4): 499-503.
21
22
23
24 Neupauer, R.M., and Norman D³s, D. (2010). "Classroom activities to illustrate concepts of
25 Darcy's law and hydraulic conductivity." *J. Prof. Issues Eng. Educ. Pract. ASCE*, 136(1), 17-23.
26
27
28
29 Noll, M. R. (2003). "Building bridges between field and laboratory studies in an undergraduate
30 ground water course." *J. Geosci. Educ.*, 51(2): 231-236.
31
32
33
34 Reysat, M., Sangne, L.Y., van Nierop, E.A. and Stone, H.A. (2009). "Imbibition in layered
35 systems of packed beads." *Europhys. Lett.*, 86(5): 56002 p1-6.
36
37
38
39 Springer, D.S., Loaiciga, H.A., Cullen, S.J., and Everett, L.G. (1998). "Air permeability of
40 porous materials under controlled laboratory conditions." *Ground Water*, 36(4): 558-565.
41
42
43
44 Trussell, R.R. and Chang, M. (1999). "Review of flow through porous media as applied to head
45 loss in water filters." *J. Environ. Eng. ASCE*, 125(11): 998-1006.
46
47
48
49
50
51
52
53
54
55
56
57
58
59
60
61
62
63
64
65

Figure 1 DB
[Click here to download high resolution image](#)



$$d_1 > d_2$$

$$S_A) = S_C)$$

$$S_B) = S_D)$$

$$\Phi_{A)} = \Phi_{B)}$$

$$\Phi_{C)} = \Phi_{D)}$$

$$k_{A)} > k_{B)}$$

$$k_{C)} > k_{D)}$$

$$S_A) < S_B)$$

$$S_C) < S_D)$$

Figure 2 DB
[Click here to download high resolution image](#)

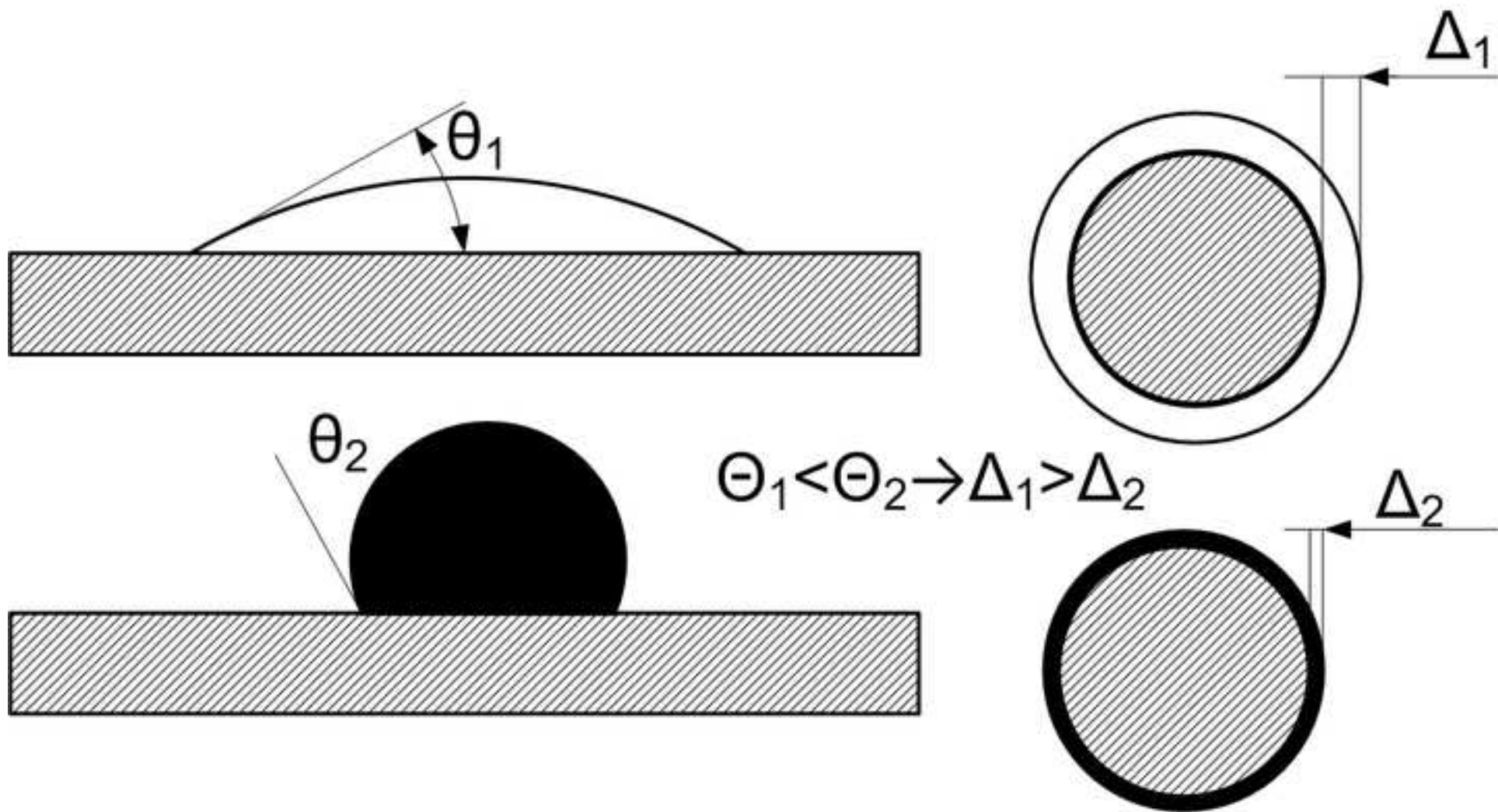


Figure 3 DB
[Click here to download high resolution image](#)

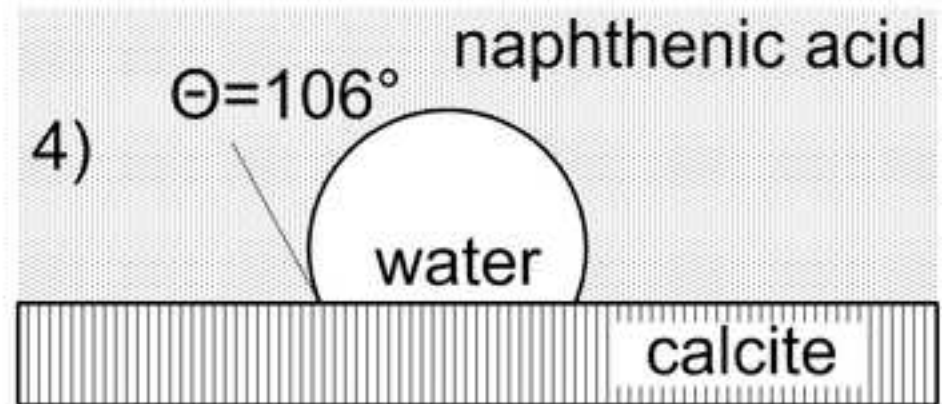
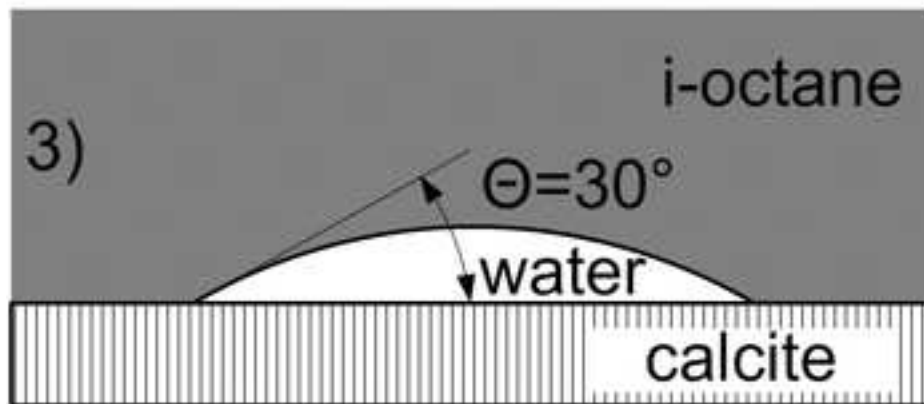
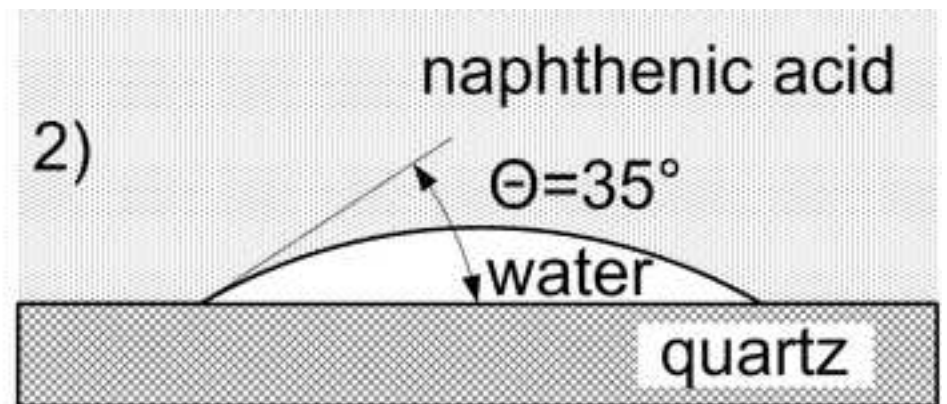
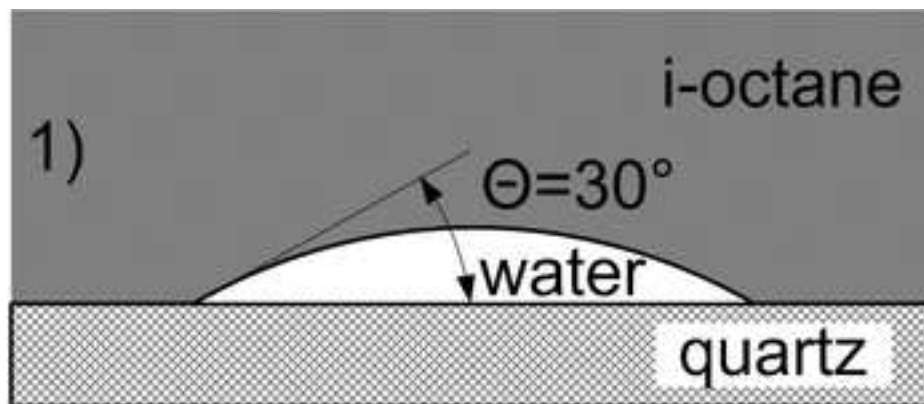


Figure 4 DB
[Click here to download high resolution image](#)

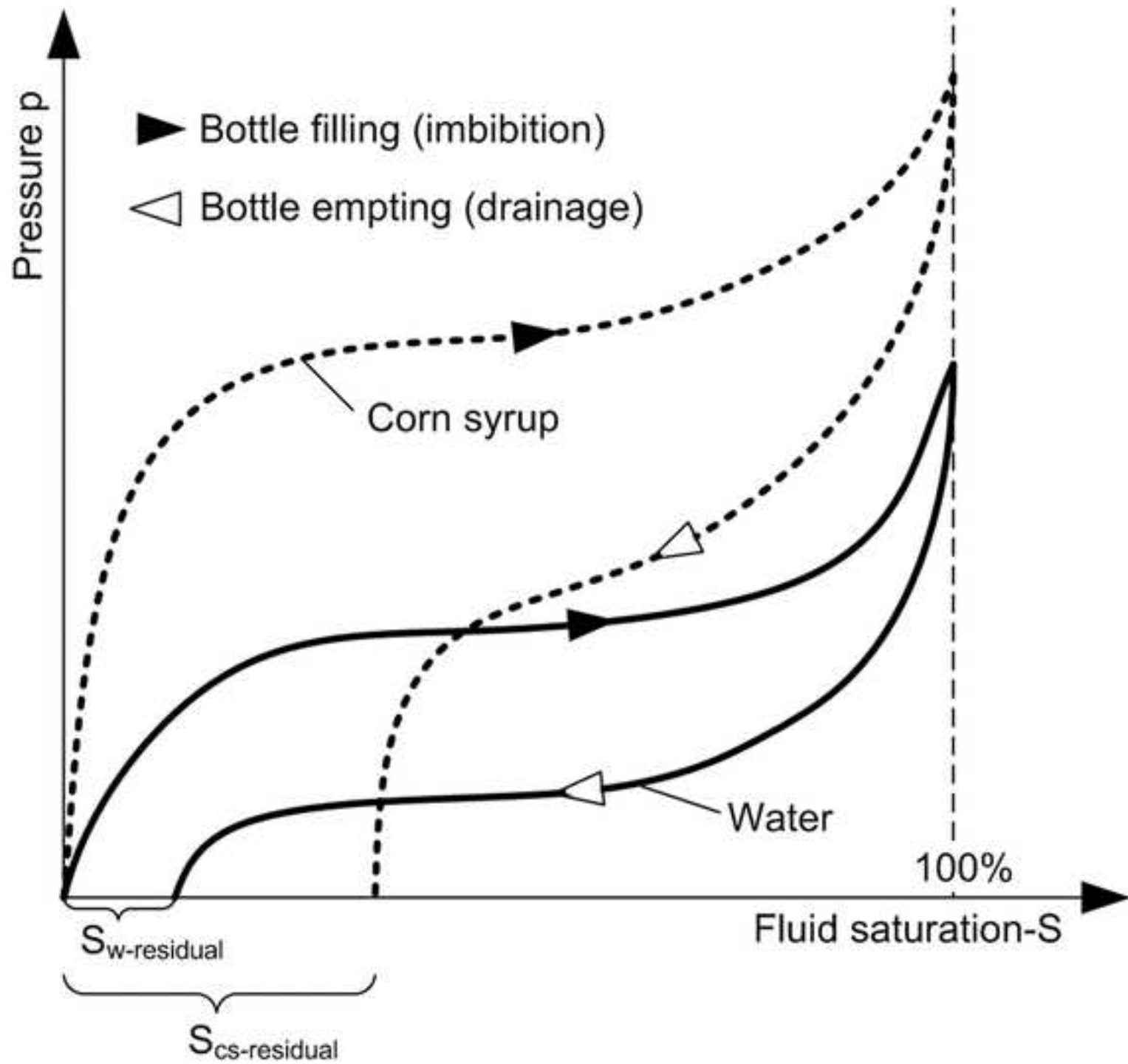
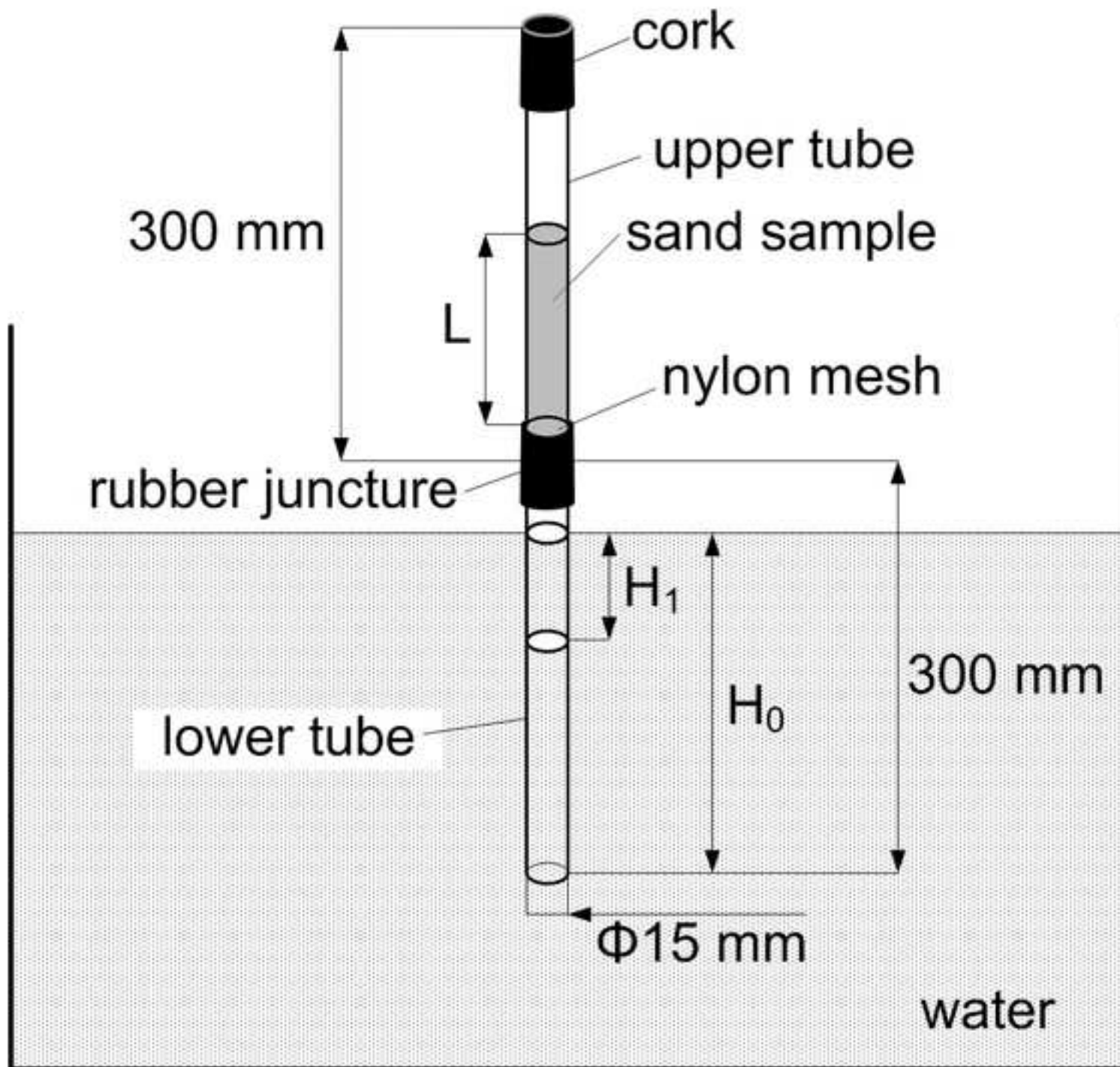


Figure 5 DB
[Click here to download high resolution image](#)



List of figures

Figure 1. System of sphere packing used to calculate porosity, permeability and specific surface

Figure 2. Contact angles caused by different wettability cause changes in effective porosity

Figure 3. Different water wetting angles on same mineral surfaces in presence of different fluids

Figure 4. Process of filling and emptying a Darcy's bottle

Figure 5. Simple hand-made permeameter



COPYRIGHT TRANSFER AGREEMENT

Manuscript Number: _____

Type: DISCUSSION

Publication Title: DISCUSSION OF "CLASSROOM ACTIVITIES TO ILLUSTRATE CONCEPTS OF DARCY'S LAW AND HYDRAULIC CONDUCTIVITY"

Manuscript Authors: DEJAN BRKIĆ, VLADIMIR MITROVIĆ

Corresponding Author Name and Address: DEJAN BRKIĆ, STRUMIČKA 88, 11050 BEOGRAD, SERBIA

This form *must* be returned *with* your final manuscript to: American Society of Civil Engineers, Journals Production Services Dept., 1801 Alexander Bell Drive, Reston, VA 20191-4400.

The author(s) warrant(s) that the above cited manuscript is the original work of the author(s) and has never been published in its present form.

The undersigned, with the consent of all authors, hereby transfers, to the extent that there is copyright to be transferred, the exclusive copyright interest in the above-cited manuscript (subsequently called the "work"), in this and all subsequent editions of this work, and in derivatives, translations, or ancillaries, in English and in foreign translations, in all formats and media of expression now known or later developed, including electronic, to the American Society of Civil Engineers subject to the following.

- The undersigned author and all coauthors retain the right to revise, adapt, prepare derivative works, present orally, or distribute the work provided that all such use is for the personal noncommercial benefit of the author(s) and is consistent with any prior contractual agreement between the undersigned and/or coauthors and their employer(s).
- In all instances where the work is prepared as a "work made for hire" for an employer, the employer(s) of the author(s) retain(s) the right to revise, adapt, prepare derivative works, publish, reprint, reproduce, and distribute the work provided that such use is for the promotion of its business enterprise and does not imply the endorsement of ASCE.
- No proprietary right other than copyright is claimed by ASCE.
- An author who is a U.S. Government employee and prepared the above-cited work does not own copyright in it. If at least one of the authors is not in this category, that author should sign below. If all the authors are in this category, check here and sign here: _____ Please return this form by mail.

SIGN HERE FOR COPYRIGHT TRANSFER [Individual Author or Employer's Authorized Agent (work made for hire)]

Print Author's Name: DEJAN BRKIĆ

Signature of Author (in ink): [Signature]

Print Agent's Name and Title: —

Signature of Agency Rep (in ink): _____

Date: APRIL 1ST 2010

Note: If the manuscript is not accepted by ASCE or is withdrawn prior to acceptance by ASCE, this transfer will be null and void and the form will be returned to the author.

*Failure to return this form *will* result in the manuscript's not being published.