



HAL
open science

Colloidal behavior of aqueous montmorillonite suspensions in the presence of non-ionic polymer

M. Gareche, N. Azril, Ahmed Allal, N. Zeraibi

► **To cite this version:**

M. Gareche, N. Azril, Ahmed Allal, N. Zeraibi. Colloidal behavior of aqueous montmorillonite suspensions in the presence of non-ionic polymer. *Journal of Physics: Conference Series*, 2015, 602 (1), pp.012006. 10.1088/1742-6596/602/1/012006 . hal-01584324

HAL Id: hal-01584324

<https://hal.science/hal-01584324v1>

Submitted on 26 Aug 2020

HAL is a multi-disciplinary open access archive for the deposit and dissemination of scientific research documents, whether they are published or not. The documents may come from teaching and research institutions in France or abroad, or from public or private research centers.

L'archive ouverte pluridisciplinaire **HAL**, est destinée au dépôt et à la diffusion de documents scientifiques de niveau recherche, publiés ou non, émanant des établissements d'enseignement et de recherche français ou étrangers, des laboratoires publics ou privés.

PAPER • OPEN ACCESS

Colloidal behavior of aqueous montmorillonite suspensions in the presence of non-ionic polymer

To cite this article: M Gareche *et al* 2015 *J. Phys.: Conf. Ser.* **602** 012006

View the [article online](#) for updates and enhancements.

Related content

- [Controlling the dynamics of soft spheres: From polymeric to colloidal behavior](#)
- [Kinetic Density Functional Theory: A Microscopic Approach to Fluid Mechanics](#)



IOP | ebooks™

Bringing together innovative digital publishing with leading authors from the global scientific community.

Start exploring the collection—download the first chapter of every title for free.

Colloidal behavior of aqueous montmorillonite suspensions in the presence of non-ionic polymer

M Gareche^{a,1}, N Azri¹, A Allal² and N Zeraibi¹

¹UMBB, LGPH Laboratoire – Faculté des Hydrocarbures et de la Chimie – 35000 Boumerdes – Algeria

²UPPA, IPREM, EPCP – Université de Pau et des Pays de l'Adour – 64053 Pau Hélioparc - France

m_gareche@yahoo.fr, nadjet.n@gmail.com, ahmed.allal@univ-pau.fr,
no_zeraibi@yahoo.fr

Abstract. In this paper we characterized at first, the rheological behavior of the bentonite suspensions and the aqueous solutions of polyethylene oxide (PEO), then we were investigated the influence of this polymer in a water-based drilling fluid model (6% of bentonite suspension). The objective is to exhibit how the non ionic polymer with molecular weight 6×10^3 g/mol. of varying concentration mass (0.7%, 1%, 2% et 3%) significantly alter the rheological properties (yield stress, viscosity, loss and elastic modulus) of the bentonite suspensions. The rheological measurements made in simple shear and in dynamic on the mixture (water-bentonite-PEO), showed rheological properties of bentonite suspensions both in the presence and absence of non-ionic polymer. The PEO presents an affinity for the bentonite particles slowing down their kinetic aggregation. The analysis by X-rays diffraction also allowed understanding the structure of this mixture. It had revealed the intercalation between of the clay platelets on one hand, and the links bridges assured by the chains of polymer between bentonite particles beyond a critical concentration in PEO on the other hand. The Herschel-Bulkley rheological model is used for the correlation of our experimental results.

1. Introduction

Clay minerals are extensively used in a wide range of applications. They are key component in the formulation of ceramic products, cement, drilling fluids, moulding sands, paints and paper, among others [1]. An important characteristic that clay minerals are able to provide in such applications is adequate particle dispersion, which is necessary to obtain a uniform and stable system. Under certain conditions the clay particles may become aggregated, which leads to the variation of important properties required for a particular function. In drilling fluids, for example, the flow behavior of the system is of utmost importance due to its circulation a round the wellbore [2]. The aggregation of the clay particles under varying conditions of temperature and electrolytes leads to strong variations of the flow properties. It becomes necessary therefore to add certain additives, or polymers, to stabilise the clay particles and prevent this behavior. In soil science, non-ionic polymers that are water soluble have been found to impart stability to natural soil aggregates. On contact with the particle these molecules tend to collapse and spread out over the clay surface, improving the physical conditions of soil [3].

^a Mourad GARECHE: UMBB, LGPH Laboratory – Faculté des Hydrocarbures et de la Chimie – 35000 Boumerdes – Algeria



Since non-ionic polymers appear to be well suited for stabilising a clay structure, there lies fundamental interest to comprehend the structure and flow behavior of the clay / non-ionic polymer systems. In the literature, we find numerous works treating the ternary system water-clay-additive, where the additive is often a non-ionic polymer. By being interested in the interactions particles additives and to understand the microstructure, the authors often couple rheological measures with physico-chemical techniques such as X-rays diffraction (XRD), dynamic and static light scattering (DLS/SLS), transmission electronic microscope (TEM) etc. [4-11].

The purpose of this article is to highlight the rheological properties of bentonite suspensions both in the presence and absence of non ionic polymers, the polyethylene oxide (PEO). The stability of the suspension was enhanced with increasing polymer adsorption. The influence of this additive was investigated in terms of viscosity, yield stress, loss and elastic modulus which are principal characteristics of the drilling fluids.

2. Experimental

2.1. Materials

In our work, we used the calcic bentonite (B3378) supplied by Sigma-Adrich. Its average composition is (% mass): SiO₂-48.35, Al₂O₃-12.15, Fe₂O₃-8.26, CaO-6.68, MgO-5.47, Na₂O-3.65, K₂O-2.39. It possesses a specific surface of 39.3 m²/g, a capacity cationic exchange of 0.88 meq/g, pH=9 and a specific gravity of 2.4 g/cm³.

The polyethylene oxide (PEO) supplied by Acros organics, is non ionic polymer of the polyether's family. Its chemical formula: HO-CH₂-(CH₂-O-CH₂)_n-CH₂-OH. It possesses a molecular weight 6.10³ g/mol, a number monomer/chain 136, a volumic mass 1173 kg/m³ and radius gyration 30 Å. It was added to the clay suspensions.

2.2. Samples preparation

The bentonite suspensions having mass concentrations of 2, 4, 5, 6 and 8% were prepared by pouring a volume of clay into demineralised water under a magnetic glass-rod during 24 hours. We noticed, after formulation of suspensions, at a more or less long rest, that is particles sedimentation for 2% and consistency gel formation with increases concentration another suspension. The same protocol is used to preparation for aqueous solutions PEO (1-5%).

For the preparation of mixtures (water-bentonite-PEO), the experimental protocol is the following: in the quantity of demineralised water, we add the bentonite. After 6 hours of agitation, the PEO of molecular mass 6x10³ g/mol is introduced into the basic bentonite suspension (6%). The homogenization is obtained by magnetic a glass-rod during 48 hours. Before making the rheological measures, every sample is mixed during 45 minutes. After sample's placed in geometry, it's subjected to a preshear, then, we proceed to the measure.

The type of experiment consists in determining the flow curves in simple shear and to study the viscoelastic properties of the different suspensions. The measurements were made with a geometry of coaxial cylinders (Φ32 mm/Φ29,5 mm and L : 44,3 mm) for rheometer SR-5000, cone plan (Φ60 mm/2°) for Bohlin C-VOR-150. By being interested in interaction particles-additives, we coupled with the rheological measurements, the analysis by X-rays diffraction realized on Inel XRG-3000.

3. Results and Discussion

3.1. Rheological measurements of bentonite suspensions

The results available on such suspensions are often very divergent. This can be explained by the diverse qualities of bentonite used (origin, manufacturing, etc.), as well as the practised experimental methods. Figure 1 presents the flow curves for the bentonite suspensions of varying concentrations. An increase is noticed in the apparent μ viscosity and the yield stress which becomes more significant

with the increase of concentration. The rheological behavior of these suspensions is thus Newtonian for the concentration value of 2 % and shear-thinning with yield stress beyond this latter.

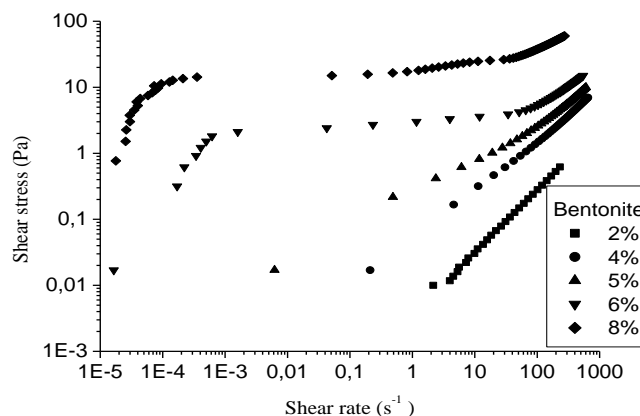


Figure 1. Flow curves for bentonite suspensions at different concentrations

The increase of the viscosity can explain by the crystalline structure of the mineral group to which belongs the montmorillonite. In the water, the particles of bentonite which have a strong affinity for the environment in which they are scattered, form suspensions possessing a structure in house of cards [12]. They are constituted by minerals the shape of which is generally flattened. These materials are silicates of aluminum the crystalline composition of which is a pile of leaves. The phenomenon of inflation, which is translated by a modification of the rheological characteristics of the suspension, occurs by the penetration of the water between the leaves which provokes their space [13].

The existence of yield stress of flow is associated with the Van der Waals forces, which facilitate the formation of flocs or particles aggregates which provoke a resistance to the flow [14]. It is only significant at relatively concentration beyond 2% of bentonite. Similar results were obtained by [2] on sodic montmorillonite above 3% and by [15] on mass fractions from it bentonite beyond value of 2%. When the shear stress is lower than the "yield stress", the bentonite suspension has the behaviour of solid type. There is no flow. But, when the shear stress is sufficient to maintain a flow, the shear rate abruptly increases. The material quickly fluidifies. During this phase, the aggregates of particles were practically destroyed and particles were directed according to current lines.

3.2. Rheological measurements of aqueous solutions PEO

The development and the environmental protection, make that the water soluble polymers take an important place to restrict the use of the organic solvents. The PEO associated with particles of clay in an aqueous solution allows to obtain solutions with very interesting rheological properties such as the stabilization of the colloidal suspensions in the drilling fluids. The figure 2 presents the flow curves of the PEO solutions for varying mass concentrations (1%, 2%, 3%, 4% and 5%). We notice an increase of the viscosity according to the concentration. The behaviour of the PEO solutions is quasi-Newtonian.

3.3. Rheological measurements of mixtures suspensions bentonite-PEO

To exhibit, the influence of the PEO on the rheological properties of bentonite suspensions, we have selected a basic suspension of concentration 6%, into which we introduced the PEO of molecular weight 6×10^3 g/mol. by varying its concentration (0.7%, 1%, 2% and 3%).

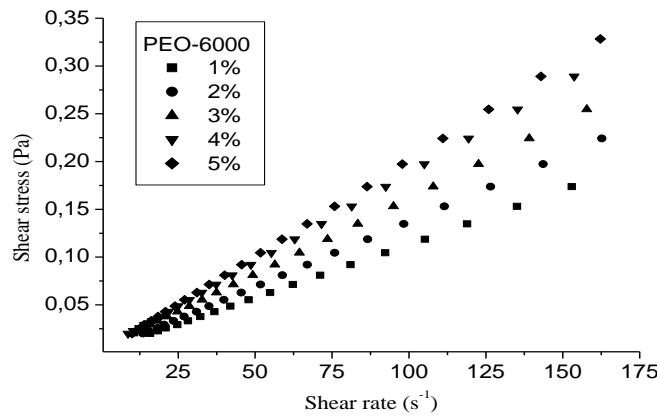


Figure 2. Flow curves for aqueous solutions PEO at different concentrations

3.3.1. Shear stress-shear rate measurements

A shear stress (τ) - shear rate ($\dot{\gamma}$) sweep was applied to each suspension by varying the shear stress over a wide range between 0,017 and 16 Pa. The flow curves were analyzed and fitted to the Herschel-Bulkley model, which has previously been used to describe the flow behavior of clay suspensions applied to drilling fluids [16]. The Herschel-Bulkley equation is given by:

$$\tau = \tau_c + K \dot{\gamma}^n$$

Where τ_c is yield shear stress, K is the consistency, n is the flow behavior index and μ_{HB} is the high shear viscosity Herschel-Bulkley.

The rheological behavior of the bentonite suspension, in the presence of the polymer (PEO) to different concentrations is practically shear-thinning with yield stress (fig. 3).

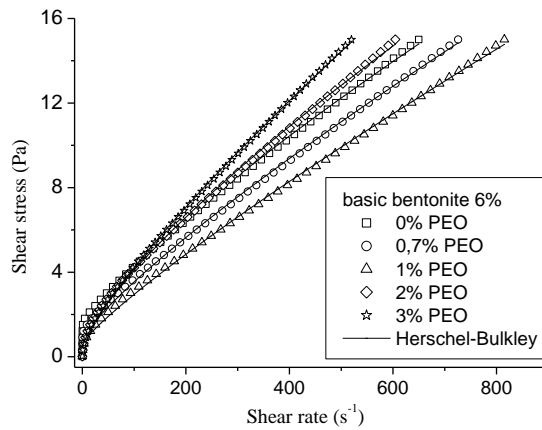


Figure 3. Modelling of flow curves for mixture bentonite-PEO at different concentrations

However, the PEO provokes, the decrease of the yield stress of the mixture, even the disappearance of this last one for high concentrations of PEO (τ_c is determined by the intersection point for the first slope with the second slope of the deformation curve on the X-axis in fig. 4).

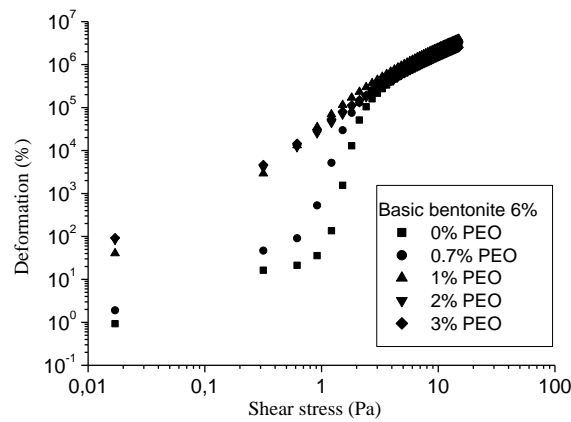


Figure 4. Deformation shear stress curves for mixture bentonite-PEO at different concentrations

The addition of the PEO in the bentonite suspension allows the progressive covering of the bentonite particles, so reducing the interactions particle-particle and favouring the interactions particle-additive [17]. Fig. 5a, 5b illustrate the parameters evolution of the Herschel-Bulkley model at the different mass concentration in PEO. A light reduction of yield stress τ_c is observed, accompanied with a significant decline of the high shear viscosity (μ_{HB}), when the quantity of polymer on the surface increases. Beyond a polymeric concentration of 1% in PEO, τ_c is essentially constant while μ_{HB} increase significantly. This last effect is due to the increase of the continuous phase of the viscosity by the presence of the polymer. Similar observations were reported by Rossi and al. [6,18] on the suspensions of Na+montmorillonite (5%) in the presence of non ionic polymer (PEO-4000).

The same observations are made on the consistency (K) which evolves practically in the same direction as the high shear viscosity (μ_{HB}) and the index of flow (n) conversely to this last one. It means, that the presence of the PEO decreases the interaction between the particles of clay (rigid) for the benefit of the interactions particles-additive (less rigid) which indeed explains the drop of τ_c .

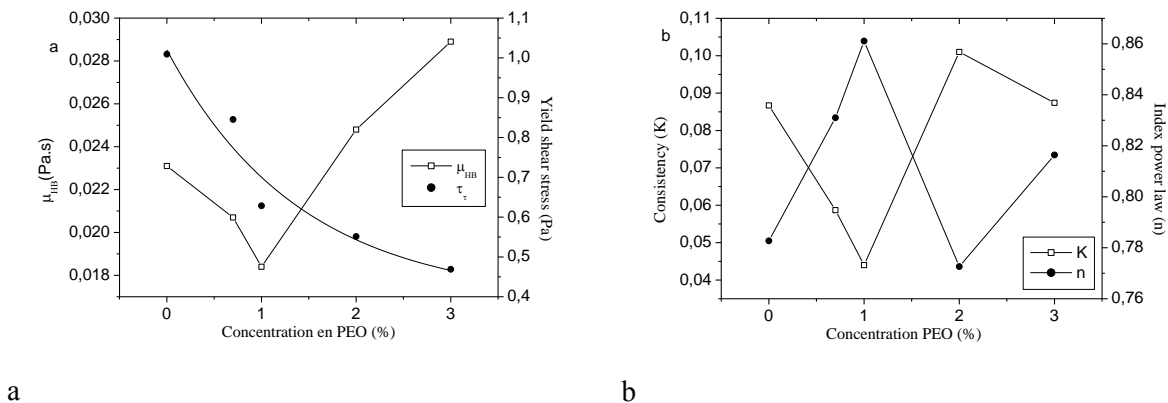


Figure 5. Parameters of Herschel-Bulkley model as function of PEO concentrations:(a) μ_{HB}, τ_c (b) K,n

3.3.2. Dynamic oscillatory measurements

In dynamic state, we approached the linear viscoelasticity of our mixtures suspensions by making essays of sweeping in frequency and sweeping as function time:

After four hours of rest under the geometry, so that the suspensions can reach their equilibrium state, essays of sweeping in frequency revealed that the elastic modulus (G') are superior to the loss modulus (G'') for all the concentrations. It is concerned about the viscoelastic solid behaviour (fig. 6).

However, modulus G' and G'' for mixtures always remain lower than the modulus of basic suspension (6% bentonite). That explains the reducing effect of the PEO on these modulus. Besides, we notice that the elastic module is independent from the frequency while the loss module increases in high and low frequency.

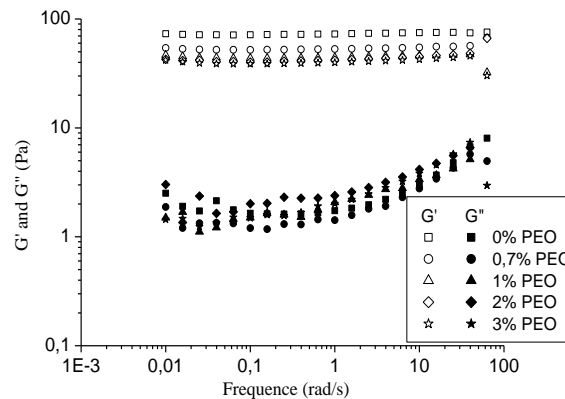


Figure 6. Elastic and loss modulus frequency sweep as function of PEO concentration for a 6% bentonite suspension

Besides, elastic (G') and loss (G'') modulus – time sweep was applied, to highlight the influence of the concentration in PEO on the kinetic of gel to each mixture suspension. Measures of the temporal evolution of elastic and loss modulus (at $\omega=1$ rad/s) for very low deformations were recorded for eight hours in average (fig. 7). We notice that the most diluted system gels the least fast. These data were re-normalised by the time of gel which was determined for every corresponding system to the crossing of modulus ($G' = G''$) [19]. It is interesting to notice that once re-normalised, modules are little dependent on the concentration, in particular beyond the point of gel. In this phase of the gel formation, it is thus more the kinetic of aggregation of the particles which determines the modules that the concentration.

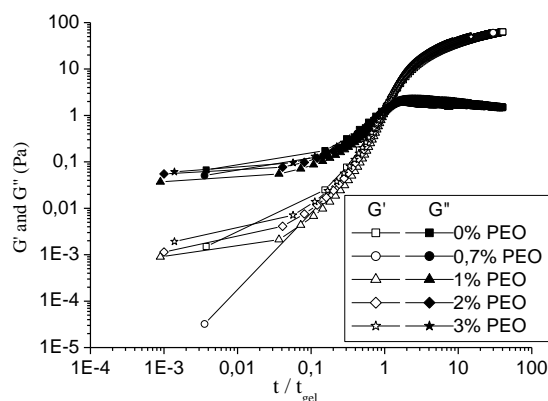


Figure 7. Elastic and loss modulus time sweep as function of PEO concentration for a 6% bentonite suspension

The analysis of the table 1 shows the evolution of the gel time according to the concentration of the mixture bentonite-PEO. This time of gel always remains superior to that of the basic suspension. Consequently, we can say that the PEO slows down the kinetic of aggregation clay particles. Recently, similar studies on the laponite suspensions in the presence of PEO of low molecular weight were

obtained by Mongondry [20]. Besides, it exists a critical concentration (1%), where the gel time presents an optimum (Max): before this critical concentration, the time gel increases and after that it decreases.

Table 1. Gel Time for mixture bentonite-PEO

System	Bentonite	Bentonite + PEO-6000			
Concentration (%)	6	0,7	1	2	3
T _{gel} (s)	800	843	3363	3004	2163

There are then two observed characteristic rheological behaviours: the first one is that corresponding to the concentrations lower than 1%, where the particles of clay do not interact between them directly or by intervention of the polymer. The electrostatic repulsion being strong, the PEO is chosen then between one or several of the particles by adsorbing without being able to bridge. In that case, the PEO allows stabilizing the particles of clay. The second behavior, beyond the critical concentration where is the time of gel decreases without exceeding that of the basic suspension (800 s). We can think that there is possible appearance of the phenomenon of bridge between the particles of clay which favours system flocculation while increasing the concentration of the polymer. These chains of polymer adsorbed on the surface of the particle can interact with those which are in solution. Also, if the chain is long enough and the saturation of particles is not reached, they can adsorb on several particles at the same time (particles are now suspended by the chains of polymer as long as the saturation of particles is not reached).

The change of behavior observed on the previous figures, could be due to the microstructural relations between the polymer chains and the particles of clay. Indeed, the non ionic polymers can coat the particles of clays or can intercalate the layers of the clay particles [8,21].

3.4. Analysis by X-rays diffraction

X-ray diffraction (XRD) studies could specify the nature of this rheological behaviour. Indeed, this analysis by X-rays diffraction of our samples bentonite-PEO mixture, dried in the ambient temperature under hood using a radiation CuK filtered by iron (source 40 kV and 20 mA), had revealed the d-spacing of the (001) peak following (table 2).

Table 2. d-spacing of the (001) peak by X-ray diffraction (XRD)

System	6% Bentonite + PEO-6000				
Concentration of PEO (%)	0	0,7	1	2	3
d-spacing (001) peak (Å)	11,80	13,83	14,03	17,57	17,57

The mechanism envisaged possible is the following: for low concentrations in polymer ($\leq 1\%$), the adsorbed chains will have a flattened configuration so that the polymer does not exceed the Debye length of the particle. In that case the electrostatic repulsion will continue to impose the stability of the system. If we increase a little concentration in polymer ($> 1\%$), the conformation flattened by chains is not possible because the number of adsorbed polymer increases. The thickness of polymers on the surface of the particles of bentonite becomes then superior to the Debye layer where the electrostatic repulsion quickly loses of their strength. So the particles bridge probability by a chain of polymer becomes much stronger as well as the surfaces are not saturated in polymer; what involves the flocculation of the suspension (the d-spacing is practically stable, while the time of gel decreases).

4. Conclusion

In the present paper, we investigated on one hand, the rheological behavior of the solutions of PEO which was almost Newtonian and on the other hand, the rheological behavior of the bentonite suspensions in the absence of non-ionic polymer which was practically, shear-thinning with a yield shear stress of flow at relatively high concentration ($> 2\%$). In the presence of this additive (PEO) in

the water based drilling fluids (6% bentonite), the influence was essentially discussed in terms of viscosity, yield shear stress of flow and viscoelastic modulus. It had revealed that the PEO which has an affinity for the bentonite particles by adsorbing, slows down their kinetics of aggregation (gel structure formation) by adopting two possible mechanisms: intercalation between the platelets of clay or then favouring the flocculation by forming bridges assured by the chains of polymer between the clay particles beyond critical concentration in PEO (>1%), moreover proved by the essays of viscoelasticity and the analysis by X-rays diffraction. The stability of the suspensions was improved by the polymer which gradually coated the clay particles and so involves the reduction of particle-particle interaction.

References

- [1] Grim R E 1968 *Clay mineralogy* 2nd ed. *MC Graw-Hill, NY* 596.
- [2] Darley H C H, and Gray G R 1988 *Composition and properties of drilling and completion fluids* 5th ed. *Gulf company, Texas* 643
- [3] Then, B K G 1979 *Developments in Soil Science* 9 *Elsevier Sci. Pub. Co. NY* 362
- [4] Luckham P F and Rossi S 1999 *Adv. Colloid Interface Sci.* **82** 43-92
- [5] Shen Z, Simon G P and Cheng Y B 2002 *Polymer* **43**, 4251-4260
- [6] Rossi S, luckham PF, Green N, and Cosgrove T 2003 *Col. and Surf.* **A 215**, 11-24
- [7] Tombacz E, Szekeres M 2004 *Appl. Clay Sci.* **27** 75-94
- [8] Almedar A and Gungor N 2005 *J. of Mater. Sci.* **40** 171-177
- [9] Lagaly G. and Ziesmer S 2006 *Colloid Polymer Sci.* **284** 947-956
- [10] Ebagninin K W Benchabane A et Bekkour K 2007 *Proc.18 ème Congrès Français de Mécanique, France* 271-274
- [11] Allal A., Gareche M., Dupin J.C., Roby F. et Zeraibi, N 2009 *Rhéologie* **16** 35-44
- [12] Van Olphen H 1964 *J. Col. Interf. Sci.* **19** 313-322
- [13] Bekkour K, Ern H et Lounis M 2001 *Proc. XV ème Congrès français de mécanique, Nancy*
- [14] Guzik J M, Pantet A, et Monnet P 1994 *Les cahiers de Rhéologie* **13** (1-2) 150-159
- [15] Berthier P et Flaud P 1992 *Les cahiers de la Rhéologie* **X** (3-4) 263-270
- [16] Alderman N J, Gavignet A, Guillot D and Maitland G C 1988 *Proc. 63 rd ANN. Tech. Conf. Houston, 10/88, SPE* 18035, 187-195
- [17] Rossi S, luckham P F, and Tadros T 2002 *Colloids and Surfaces A* **201** 85-100
- [18] Rossi S, luckham P F and Tadros T 2003 *Colloids and Surfaces A* **215** 1-10
- [19] Tung C.Y.M, and Dynes P J 1982 *J. Appl. Polym. Sci.* **27** 569-574
- [20] Dau J, and Lagaly G 1988 *Croatica Chem. acta, CCACAA* **71** (4),983-1004
- [21] Mongondry P, Nicolai T, and Tassin F 2004 *J. of Coll. and Interface Sci.* **275**, 191-196