



HAL
open science

Assessment of Hybrid High-Order methods on curved meshes and comparison with discontinuous Galerkin methods

Lorenzo Botti, Daniele Antonio Di Pietro

► **To cite this version:**

Lorenzo Botti, Daniele Antonio Di Pietro. Assessment of Hybrid High-Order methods on curved meshes and comparison with discontinuous Galerkin methods. *Journal of Computational Physics*, 2018, 370, pp.58-84. 10.1016/j.jcp.2018.05.017. hal-01581883

HAL Id: hal-01581883

<https://hal.science/hal-01581883>

Submitted on 5 Sep 2017

HAL is a multi-disciplinary open access archive for the deposit and dissemination of scientific research documents, whether they are published or not. The documents may come from teaching and research institutions in France or abroad, or from public or private research centers.

L'archive ouverte pluridisciplinaire **HAL**, est destinée au dépôt et à la diffusion de documents scientifiques de niveau recherche, publiés ou non, émanant des établissements d'enseignement et de recherche français ou étrangers, des laboratoires publics ou privés.

Copyright

Assessment of Hybrid High-Order methods on curved meshes and comparison with discontinuous Galerkin methods

Lorenzo Botti^{*1} and Daniele A. Di Pietro^{†2}

¹Institut Montpelliérain Alexander Grothendieck, CNRS, Univ. Montpellier, France

²Department of Engineering and Applied Sciences, University of Bergamo, Italy

September 4, 2017

Abstract

We propose and validate a novel extension of Hybrid High-Order (HHO) methods to meshes featuring curved elements. HHO methods are based on discrete unknowns that are broken polynomials on the mesh and its skeleton. We propose here the use of physical frame polynomials over mesh elements and reference frame polynomials over mesh faces. With this choice, the degree of face unknowns must be suitably selected in order to recover on curved meshes analogous convergence rates as on straight meshes. We provide an estimate of the optimal face polynomial degree depending on the element polynomial degree and on the so-called effective mapping order. The estimate is numerically validated through specifically crafted numerical tests. We also give effective practical indications on how to choose the face polynomial degree on more standard problems closer to real life configurations, all corroborated by numerical evidence. In the worst case scenario of dealing with randomly distorted mesh sequences it is typically sufficient to select polynomial spaces over faces only one degree higher than on the elements to obtain optimal convergence rates. All test cases are conducted considering two- and three-dimensional pure diffusion problems, and include comparisons with DG discretizations. The extension to agglomerated meshes with curved boundaries is also considered.

MSC 2010: 65N08, 65N30, 65N12

Keywords: Hybrid High-Order methods, discontinuous Galerkin methods, curved meshes, curved elements, Poisson problem

1 Introduction

The continuous growth of high-performance computational resources and the increasing predictive capabilities of numerical models has significantly widened the range of real-life multi-physics configurations that can be simulated. The trend is towards increasingly complex systems of partial differential equations (PDEs) in complex domains, possibly focusing on a multiscale spatial and temporal behaviour. Also the amount of physical data (permeability, mechanical properties, etc.) to be incorporated into large-scale models in order to replicate the complexity encountered in the real-world is rapidly increasing. In this context, the geometrical flexibility of numerical methods is a crucial aspect that can greatly reduce the

^{*}lorenzo.botti@unibg.it

[†]daniele.di-pietro@umontpellier.fr

effort required to obtain an accurate representation of both the computational domain and the problem data. We develop and numerically investigate here a specific instance of discretization methods for PDEs that support high-order approximation on curved (high-order) meshes. Curved meshes are commonly employed to provide a satisfactory representation of the domain boundary with only a moderate number of mesh elements, so that the polynomial degree can be increased while keeping the global number of degrees of freedom (DOFs) under control. The role that curved meshes play to obtain accurate solutions when combined with high-order discretization methods has been demonstrated, e.g., in [6, 35, 34].

In recent years, discretization methods supporting arbitrary approximation orders on general meshes have received an increasing amount of attention. We cite here, among others, Discontinuous Galerkin (DG) and Hybridizable Discontinuous Galerkin (HDG) methods, see e.g. [25, 5, 2, 1], Hybrid High-Order (HHO) methods [19, 20], and Virtual Element Methods (VEM) [9]. The implementation of efficient DG and HDG methods on curved meshes is an open field of research. On the one hand, both Bassi *et al.* [5] and Warburton [33] proposed the use of polynomial spaces defined in the physical frame. In the former reference, orthonormal bases are obtained by means of a modified Gram–Schmidt procedure to ensure numerical-stability at high-polynomial degrees, while in the latter the same goal is attained by incorporating the spatial variation of the element Jacobian into the physical basis functions. On the other hand, recent works by Chan *et al.* [13, 14] rely on reference frame polynomial spaces introducing weight-adjusted L^2 -inner products in order to recover high-order accuracy. HDG has been employed on meshes with curved boundaries, mainly in the context of compressible flow problems [31, 28]; eXtended HDG with level-set description of interfaces has been recently investigated by Gurkan *et al.* [27]. Fidkowski [24] compared DG and HDG methods for unsteady simulations of convection-dominated flows on mapped deforming domains. Blended isogeometric DG methods formulated on elements that exactly preserve the CAD geometry have also been recently proposed in [30].

To this day, HHO methods have been essentially confined to meshes with straight edges in two space dimensions and planar faces in three space dimensions. In this work, we devise a novel extension of HHO methods to meshes featuring curved elements, assess its performance, and compare it with DG methods. HHO methods are based on discrete unknowns that are broken polynomials on elements and faces, and rely on two key ingredients: (i) local reconstructions obtained by solving small, trivially parallel problems inside each element and (ii) high-order stabilization terms penalizing face residuals. These ingredients are combined to formulate local contributions, which are then assembled as in standard finite elements. The construction is devised so that only face unknowns are globally coupled (element unknowns can be locally eliminated by static condensation), leading to global problems of relatively small size and compact stencil that can be solved efficiently, both sequentially and in parallel.

The crucial issue to extend HHO methods to curved meshes lies in the definition of face unknowns, for which we propose the use of reference frame polynomials. With this choice, the degree of face unknowns must be suitably selected in order to recover on curved meshes analogous convergence rates as on straight meshes. We provide an estimate of the optimal face polynomial degree depending on the element polynomial degree and on the so-called effective mapping order; see (21) below. The performance of the resulting method applied to a pure diffusion problem is thoroughly assessed through a comprehensive set of tests. Specifically, the numerical results presented in Section 5 compare h - and p -convergence rates of HHO and DG methods over two- and three-dimensional curved meshes. We consider

both randomly and regularly distorted mesh sequences, where the element curvature is kept proportional with respect to the meshsize h , and element subdivision mesh sequences, where mesh elements have less and less curved faces (asymptotically affine elements). In Section 6, we also consider p -convergence on curved computational domains discretized by means of agglomerated meshes in the spirit of [5].

The material is organized as follows. In Section 2 we introduce the discrete setting (mesh, mapping functions, and numerical integration). In Section 3 we discuss local polynomial spaces over elements and faces and projections thereon. The HHO and DG discretizations of the Poisson problem used for the numerical study are formulated in Section 4. The numerical results on standard curved and agglomerated meshes are collected in Sections 5 and 6, respectively. Finally, some conclusions are drawn in Section 7.

2 Discrete setting

In this section we discuss the main assumptions on the mesh, provide details on the functions that realize the mapping from reference geometries to physical elements, as well as on the numerical computation of integrals over elements and faces.

2.1 Mesh

Let $\Omega \subset \mathbb{R}^d$, $d \in \{2, 3\}$, be a bounded connected open domain with Lipschitz boundary. For any $n \in \{1, \dots, d\}$, let \mathcal{K}^n be a fixed set of reference geometries defined in the Cartesian frame $\boldsymbol{\xi} = \{\xi_i\}_{1 \leq i \leq n}$. The set of reference geometries contains, e.g., triangular and quadrilateral reference elements for $n = 2$, tetrahedral, hexahedral, pyramidal and prismatic reference elements for $n = 3$.

We consider a possibly curved mesh \mathcal{T}_h of Ω in the usual finite element sense, i.e., \mathcal{T}_h is a set of disjoint open elements $T \in \mathcal{T}_h$ with non-empty interior that satisfy

$$\bar{\Omega} = \sum_{T \in \mathcal{T}_h} \bar{T}, \quad (1)$$

and it holds that $h = \max_{T \in \mathcal{T}_h} h_T$ with h_T denoting the diameter of T . Notice that (1) entails a simplification: more generally, $\bar{\Omega}$ is only approached as the meshsize h tends to 0, as is the case for the numerical tests of Section 6. Mesh faces are collected in the set \mathcal{F}_h , partitioned as $\mathcal{F}_h = \mathcal{F}_h^i \cup \mathcal{F}_h^b$, where \mathcal{F}_h^i collects internal faces and \mathcal{F}_h^b boundary faces. For any mesh element $T \in \mathcal{T}_h$, the set $\mathcal{F}_T := \{F \in \mathcal{F}_h : F \subset \partial T\}$ collects the mesh faces composing the boundary of T .

We make the following assumptions:

- (i) For each $T \in \mathcal{T}_h$, there exists a reference element $\kappa \in \mathcal{K}^d$ and a polynomial mapping $\boldsymbol{\Psi}_T$ such that T is the image of κ through the mapping, i.e. $T = \boldsymbol{\Psi}_T(\kappa)$.
- (ii) For every $F \in \mathcal{F}_h$, there exist a reference face $\sigma \in \mathcal{K}^{d-1}$ and a polynomial mapping $\boldsymbol{\Psi}_F$ such that $F = \boldsymbol{\Psi}_F(\sigma)$.
- (iii) Quadrature rules of arbitrary order are available on every reference element $\kappa \in \mathcal{K}^n$ and every reference face $\sigma \in \mathcal{K}^{d-1}$.

2.2 Reference-to-physical-frame mapping functions

For each physical element $T \in \mathcal{T}_h$, the reference element $\kappa \in \mathcal{K}^d$ is such that it has the same number of faces and nodes as T . The polynomial space $\mathbb{M}_d^m(\kappa)$, $m \geq 1$, for each component of the mapping $\Psi_T \in [\mathbb{M}_d^m(\kappa)]^d$ is such that its dimension matches the number of nodes of κ , and is chosen in the set $\{\mathbb{P}_d^m, \mathbb{Q}_d^m, \mathbb{S}_d^m\}$, where

- (i) $\mathbb{P}_d^m(\kappa)$ is spanned by the restriction to κ of the polynomial functions of d variables and total degree $\leq m$, so that $\dim(\mathbb{P}_d^m) = \frac{(m+d)!}{m!d!}$.
- (ii) $\mathbb{Q}_d^m(\kappa)$ is spanned by the restriction to κ of polynomial functions of d variables and degree $\leq m$ in each variable, so that $\dim(\mathbb{Q}_d^m) = (m+1)^d$.
- (iii) $\mathbb{S}_d^m(\kappa)$ is the restriction to κ of a serendipity space of polynomials of d variables, i.e., any set containing all the polynomials of total degree $\leq m$ in each variable that can be determined uniquely by the edge and face nodes, see e.g. Brenner and Scott [11, § 4.6].

We remark that Lagrange polynomials over the set of nodes can be obtained solving linear systems involving the generalized Vandermonde matrix associated to $\mathbb{M}_d^m(\kappa)$, see e.g. Karniadakis and Sherwin [29, Section 3.3.2].

Similarly, for each physical face $F \in \mathcal{F}_h$, the polynomial space $\mathbb{M}_{d-1}^m(\sigma)$ for each component of the mapping $\Psi_F \in [\mathbb{M}_{d-1}^m(\sigma)]^d$ is such that its dimension matches the number of nodes of F . In the case of mesh faces, $\mathbb{M}_{d-1}^m(\sigma)$ is chosen in the set $\{\mathbb{P}_{d-1}^m(\sigma), \mathbb{Q}_{d-1}^m(\sigma), \mathbb{S}_{d-1}^m(\sigma)\}$.

Throughout the rest of the paper, both the element polynomial mappings $\{\Psi_T : T \in \mathcal{T}_h\}$ and the face polynomial mappings $\{\Psi_F : F \in \mathcal{F}_h\}$ are assumed to be invertible.

2.3 Numerical integration

Since Gaussian quadrature rules of arbitrary order are available on reference geometries, the use of reference-to-physical frame mappings is a consolidated strategy for the numerical integration of both polynomial and non-polynomial functions over mesh elements and faces.

Let $T \in \mathcal{T}_h$ be such that $T = \Psi_T(\kappa)$ for some $\kappa \in \mathcal{K}^d$. The integral over T of a function v can be computed as follows:

$$\int_T v(\mathbf{x}) \, d\mathbf{x} = \int_\kappa (v \circ \Psi_T)(\boldsymbol{\xi}) |J_{\Psi_T}(\boldsymbol{\xi})| \, d\boldsymbol{\xi}, \quad (2)$$

where \mathbf{x} and $\boldsymbol{\xi}$ denote, respectively, the physical and reference space coordinates, and J_{Ψ_T} is the Jacobian of the mapping function Ψ_T . If v is a polynomial function, the polynomial degree q of the integrand in the right-hand side of (2) depends on the polynomial degrees of v , Ψ_T and $|J_{\Psi_T}|$, say k and m and j , respectively. Since, in particular, $q = km + j$, the degree of exactness of the quadrature rule required to compute the integral exactly rapidly increases when considering high polynomial orders k on curved meshes (for which $m > 1$).

A similar strategy can be employed to compute the integral of a function v on a face $F \in \mathcal{F}_h$ such that $F = \Psi_F(\sigma)$ for some $\sigma \in \mathcal{K}^{d-1}$:

$$\int_F v(\mathbf{x}) \, d\mathbf{x} = \int_\sigma (v \circ \Psi_F)(\boldsymbol{\xi}) |J_{\Psi_F}(\boldsymbol{\xi})| \, d\boldsymbol{\xi}.$$

To alleviate the notation, from this point on both the integration variable and the differential are omitted from integrals.

3 Local polynomial spaces and projections

We discuss in this section key ingredients of both HHO and DG methods: local polynomial spaces on elements and faces and projectors thereon.

3.1 Polynomial spaces on elements

Physical frame polynomial spaces have been considered by several authors, e.g. Gassner *et al.* [25], Bassi *et al.* [7], and proposed as a key instrument to build DG approximations with optimal approximation properties on general polyhedral meshes, see Di Pietro and Ern [18, Chapter 1].

Let a mesh element $T \in \mathcal{T}_h$ and a non-negative integer k be fixed. We consider the space $\mathbb{P}_d^k(T)$ spanned by the restriction to T of d -variate polynomials of total degree $\leq k$. Physical frame basis functions are defined so as to inherently span the space $\mathbb{P}_d^k(T)$ even in case of arbitrarily shaped elements with possibly curved faces. From a practical point of view, in order to find a numerically satisfactory physical frame basis, we rely on the procedure described in Bassi *et al.* [5]: starting from a monomial basis for $\mathbb{P}_d^k(T)$ defined in a local reference frame aligned with the principal axes of inertia of T , an orthonormal basis is obtained by means of a modified Gram–Schmidt orthogonalization procedure.

Consider now a smooth enough real-valued function v . The L^2 -orthogonal projection $\pi_T^k v \in \mathbb{P}_d^k(T)$ of v is such that

$$\int_T (v - \pi_T^k v) w = 0 \text{ for all } w \in \mathbb{P}_d^k(T). \quad (3)$$

This relation defines uniquely the polynomial $\pi_T^k v$ as the best approximation of v in $\mathbb{P}_d^k(T)$ in the L^2 -norm sense.

Of course, one may choose to minimize the projection error in a different norm. A relevant choice in the present context corresponds to the elliptic projection $\varpi_T^k v \in \mathbb{P}_d^k(T)$ of v that satisfies

$$\int_T \nabla (v - \varpi_T^k v) \cdot \nabla w = 0 \text{ for all } w \in \mathbb{P}_d^k(T) \text{ and } \int_T (v - \varpi_T^k v) = 0. \quad (4)$$

These relations define a unique polynomial $\varpi_T^k v$ which is the best approximation of v in $\mathbb{P}_d^k(T)$ in the sense of the L^2 -norm of the gradient, and has the same mean value as v over T .

It has been recently proved by Di Pietro and Droniou [16, 17] that both the L^2 -orthogonal and the elliptic projections approximate the function v optimally inside T provided that T is star-shaped with respect to every point of a ball of radius comparable to h_T . This result classically extends to the case when T is the finite union of star-shaped subsets; see [23]. The approximation of the traces of v over the faces of T , on the other hand, can be proved using similar arguments as in the cited references provided a standard local trace inequality

is available. In what follows, we tacitly assume that the mesh sequences that we consider satisfy the requirements for both $\pi_T^k v$ and $\varpi_T^k v$ to optimally approximate both v and its trace.

3.2 Polynomial spaces on faces

While the collection of polynomial spaces $\{\mathbb{P}_d^k(T) : T \in \mathcal{T}_h\}$ defined above is sufficient to formulate DG methods, HHO methods also require polynomial spaces over mesh faces. Interestingly, while the faces $F \in \mathcal{F}_h$ are possibly d -dimensional entities when they belong to a curved element, the reference faces $\sigma \in \mathcal{K}^{d-1}$ are by definition $(d-1)$ -dimensional entities. Accordingly, the physical frame polynomial spaces $\mathbb{P}_{d-1}^k(F)$ can be suitably employed only if $F \in \mathcal{F}_h$ is a straight line segment when $d = 2$ or a subset of a plane when $d = 3$ (since, in these cases, the space spanned by the restrictions to F of the functions in $\mathbb{P}_d^k(T)$ is $\mathbb{P}_{d-1}^k(F)$). Polynomial spaces defined over the reference geometries appear, on the other hand, to be a natural choice for curved faces, as discussed in what follows.

For each $F \in \mathcal{F}_h$ such that $F = \Psi_F(\sigma)$ for some $\sigma \in \mathcal{K}^{d-1}$ and any non-negative integer l , we consider the spaces $\mathbb{P}_{d-1}^l(\sigma)$ spanned by the restriction to σ of $(d-1)$ -variate polynomials. Numerically satisfactory bases for these spaces can be obtained, e.g., using Jacobi polynomials over σ . Notice that, for $d = 3$, one could also consider the richer spaces $\mathbb{Q}_{d-1}^l(\sigma)$ (tensor product polynomials over σ) or $\mathbb{S}_{d-1}^l(\sigma)$ (serendipity polynomials over σ). However, we focus here on $\mathbb{P}_{d-1}^l(\sigma)$ since the numerical results of [10] showed that these spaces did not improve the accuracy per DOF.

A well-known phenomenon when working with reference frame polynomial spaces is that a degradation of the approximation properties with respect to physical frame polynomial spaces may be observed; see Botti [10] and the precursor work of Arnold *et al.* [3]. Let $F \in \mathcal{F}_h$ denote a face such that $F = \Psi_F(\sigma)$ for some reference face $\sigma \in \mathcal{K}^{d-1}$ with mapping $\Psi_F \in [\mathbb{M}_{d-1}^m(\sigma)]^d$. The degradation of the approximation properties can be evaluated based on the so called *effective mapping order* \mathfrak{m} , defined as the minimum positive integer such that

$$\Psi_F \in [\mathbb{P}_{d-1}^{\mathfrak{m}}(\sigma)]^d. \quad (5)$$

Remark 1 (Effective mapping order). The distinction between the polynomial degree m of the mapping and the effective mapping order \mathfrak{m} reflects the (usual) implementation choice of defining the mapping space according to the number of nodes of the element; see Section 2.2. The effective mapping order corresponds the minimum degree \mathfrak{m} that would be required to map the reference face σ on the physical face F regarding each component of the mapping Ψ_F as an element of the polynomial space $\mathbb{P}_{d-1}^{\mathfrak{m}}(\sigma)$.

The effective mapping order depends on both the face shape and the polynomial space choice. Let us consider a few examples. Let $d = 3$ and consider a six-node triangular face such that $m = 2$ and $\mathbb{M}_{d-1}^2(\sigma) = \mathbb{P}_{d-1}^2(\sigma)$ (see Section 2.2 for further details). For a physical face where at least one edge is curved, the effective mapping order is $\mathfrak{m} = 2$. However, if all the edges are straight, meaning that second-order mid-edge nodes coincide with the middle point of the segments connecting vertex nodes, we have $\mathfrak{m} = 1$ since the second-order terms in Ψ_F vanish. Similarly, for a nine-node quadrangular face, corresponding to $m = 2$ and $\mathbb{M}_{d-1}^2(\sigma) = \mathbb{Q}_{d-1}^2(\sigma)$, the effective mapping order can range from $\mathfrak{m} = 4$ for a genuinely quadratic face to $\mathfrak{m} = 1$ for a rectangular face (since three nodes are sufficient to define both

triangular and rectangular elements). In conclusion, we have that

$$\begin{cases} m = 1 \Leftrightarrow \Psi_F \text{ is an affine mapping,} \\ m > 1 \Leftrightarrow \Psi_F \text{ is a nonlinear mapping,} \\ m > m \Rightarrow \Psi_F \text{ is a nonlinear mapping and } \dim(\mathbb{M}_{d-1}^m) > \dim(\mathbb{P}_{d-1}^m). \end{cases}$$

It is a simple matter to check that the following polynomial space inclusion holds true for any non-negative integer k :

$$\mathbb{P}_d^k(F) \circ \Psi_F \subseteq \mathbb{P}_{d-1}^{km}(\sigma), \quad (6)$$

where $\mathbb{P}_d^k(F)$ is spanned by the restriction to F of d -variate polynomials.

For a smooth enough real-valued function v on F and any integer $l \geq 0$, we define the Jacobian-weighted reference frame projection $\pi_\sigma^l v \in \mathbb{P}_{d-1}^l(\sigma)$ such that

$$\int_\sigma \left(v \circ \Psi_F - \pi_\sigma^l v \right) w |J_{\Psi_F}| = 0 \text{ for all } w \in \mathbb{P}_{d-1}^l(\sigma). \quad (7)$$

This relation defines $\pi_\sigma^l v$ as the best approximation of $(v \circ \Psi_F)$ in $\mathbb{P}_{d-1}^l(\sigma)$ in the $|J_{\Psi_F}|^{1/2}$ -weighted L^2 -norm over σ . The approximation properties of this projection are determined by the largest integer k such that $\mathbb{P}_d^k(F) \circ \Psi_F \subseteq \mathbb{P}_{d-1}^l(\sigma)$. Clearly, recalling (6), we have that

$$k = \left\lfloor \frac{l}{m} \right\rfloor. \quad (8)$$

We assume throughout the rest of this work that the spaces $\mathbb{P}_d^k(F)$, $k \geq 0$, have optimal approximation properties for smooth functions, so that, for any $v \in H^{k+1}(T)$, it holds

$$\|\pi_\sigma^l v \circ \Psi_F^{-1} - v\|_F \leq C h_F^{k+\frac{1}{2}} \|v\|_{H^{k+1}(T)}, \quad (9)$$

where $C > 0$ is a real number independent of h and of F , but possibly depending on the mesh regularity, on l , and on m .

4 Two nonconforming methods for the Poisson problem

We formulate in this section HHO and DG discretizations of the model problem: Find $u : \Omega \rightarrow \mathbb{R}$ such that

$$\begin{aligned} -\Delta u &= f & \text{in } \Omega, \\ u &= 0 & \text{on } \partial\Omega, \end{aligned} \quad (10)$$

where $f : \Omega \rightarrow \mathbb{R}$ denotes a given forcing term. This problem models diffusion phenomena where the diffusive flux is proportional to the opposite of the gradient of the scalar potential u . Assuming $f \in L^2(\Omega)$, a standard weak formulation of problem (10) reads: Find $u \in H_0^1(\Omega)$ such that

$$\int_\Omega \nabla u \cdot \nabla v = \int_\Omega f v \text{ for all } v \in H_0^1(\Omega).$$

4.1 BR2 discontinuous Galerkin method

We consider here the method of Bassi *et al.* [8], usually referred to as ‘‘Bassi and Rebay 2’’ (BR2). Let a polynomial degree $k \geq 1$ be fixed, and set

$$\mathbf{U}_h^k := \mathbb{P}_d^k(\mathcal{T}_h),$$

where $\mathbb{P}_d^k(\mathcal{T}_h) := \{v \in L^2(\Omega) : v|_T \in \mathbb{P}_d^k(T) \text{ for all } T \in \mathcal{T}_h\}$ denotes the space of broken polynomials of total degree $\leq k$ on the mesh \mathcal{T}_h . For all $F \in \mathcal{F}_h^i$ such that $F = \partial T_1 \cap \partial T_2$ (the ordering of T_1, T_2 is arbitrary but fixed once and for all) and all $\mathbf{v}_h \in \mathbf{U}_h^k$, we introduce the jump and average operators defined as follows:

$$\llbracket \mathbf{v}_h \rrbracket := \mathbf{v}_h|_{T_1} - \mathbf{v}_h|_{T_2}, \quad \{\mathbf{v}_h\} := \frac{1}{2}(\mathbf{v}_h|_{T_1} + \mathbf{v}_h|_{T_2}).$$

On boundary faces, we conventionally set $\llbracket \mathbf{v}_h \rrbracket = \{\mathbf{v}_h\} := \mathbf{v}_h$. When applied to vector-valued functions, the jump and average operators act componentwise.

For all $F \in \mathcal{F}_h$, we define the local lifting operator $\mathbf{r}_F^k : L^2(F) \rightarrow [\mathbb{P}_d^k(\mathcal{T}_h)]^d$, such that, for all $v \in L^2(F)$,

$$\int_{\Omega} \mathbf{r}_F^k(v) \cdot \boldsymbol{\tau}_h = \int_F v \{\boldsymbol{\tau}_h\} \cdot \mathbf{n}_F \text{ for all } \boldsymbol{\tau}_h \in [\mathbb{P}_d^k(\mathcal{T}_h)]^d, \quad (11)$$

where \mathbf{n}_F points out of T_1 if $F \in \mathcal{F}_h^i$ is such that $F = \partial T_1 \cap \partial T_2$ (the ordering of the elements is coherent with the definition of the jump), while it points out of Ω if $F \in \mathcal{F}_h^b$. We also introduce the global lifting operator $\mathbf{R}_h^k : \mathbf{U}_h^k \rightarrow [\mathbb{P}_d^k(\mathcal{T}_h)]^d$ such that, for all $\mathbf{v}_h \in \mathbf{U}_h^k$,

$$\mathbf{R}_h^k(\mathbf{v}_h) := \sum_{F \in \mathcal{F}_h} \mathbf{r}_F^k(\llbracket \mathbf{v}_h \rrbracket).$$

The BR2 bilinear form on $\mathbf{U}_h^k \times \mathbf{U}_h^k$, is given by

$$\begin{aligned} a_h^{\text{BR2}}(\mathbf{u}_h, \mathbf{v}_h) &:= \int_{\Omega} \left(\nabla_h \mathbf{u}_h - \mathbf{R}_h^k(\mathbf{u}_h) \right) \cdot \left(\nabla_h \mathbf{v}_h - \mathbf{R}_h^k(\mathbf{v}_h) \right) \\ &\quad - \int_{\Omega} \mathbf{R}_h^k(\mathbf{u}_h) \cdot \mathbf{R}_h^k(\mathbf{v}_h) + \sum_{F \in \mathcal{F}_h} \int_{\Omega} \eta_F \mathbf{r}_F^k(\llbracket \mathbf{u}_h \rrbracket) \cdot \mathbf{r}_F^k(\llbracket \mathbf{v}_h \rrbracket), \end{aligned}$$

where ∇_h denotes the broken gradient on \mathcal{T}_h and, to ensure coercivity, we take (see, e.g., [18, Lemma 5.19])

$$\eta_F = 1 + \max_{T \in \mathcal{T}_F} \text{card}(\mathcal{F}_T),$$

where \mathcal{T}_F collects the (one or two) elements that share F . The BR2 DG method for problem (10) reads: Find $\mathbf{u}_h \in \mathbf{U}_h^k$ such that

$$a_h^{\text{BR2}}(\mathbf{u}_h, \mathbf{v}_h) = \int_{\Omega} f \mathbf{v}_h \text{ for all } \mathbf{v}_h \in \mathbf{U}_h^k. \quad (12)$$

It was proved by Brezzi *et al.* [12] on standard, straight meshes that, assuming sufficient regularity, the L^2 -errors on the solution and on its gradient converge as h^{k+1} and h^k , respectively; see also [18] for polyhedral meshes. A similar behaviour can be expected on the curved meshes considered here.

4.2 HHO method

Let two non-negative integers k and $l \geq k$ be given. The integer k is fixed while, as it will be clear in what follows, l will have to depend on both k and the effective mapping order m (see (5)) in order to obtain optimal convergence properties. The global space of discrete unknowns for the HHO method is

$$\underline{\mathbf{U}}_h^{k,l} := \left(\prod_{T \in \mathcal{T}_h} \mathbb{P}_d^k(T) \right) \times \left(\prod_{\Psi_F(\sigma) \in \mathcal{F}_h} \mathbb{P}_{d-1}^l(\sigma) \right).$$

For a generic element of $\underline{\mathbf{U}}_h^{k,l}$, we use the classical HHO underlined notation

$$\underline{\mathbf{v}}_h = \left((\mathbf{v}_T)_{T \in \mathcal{T}_h}, (\mathbf{v}_\sigma)_{\Psi_F(\sigma) \in \mathcal{F}_h} \right).$$

Given a smooth enough scalar-valued function v on Ω , the interpolation operator $\mathbb{I}_h^{k,l}$ returns the vector of scalar unknowns defined as follows:

$$\mathbb{I}_h^{k,l} v := \left((\pi_T^k v)_{T \in \mathcal{T}_h}, (\pi_\sigma^l v)_{\Psi_F(\sigma) \in \mathcal{F}_h} \right), \quad (13)$$

where π_T^k and π_σ^l are defined by (3) and (7), respectively. The restrictions of $\underline{\mathbf{U}}_h^{k,l}$, $\underline{\mathbf{v}}_h \in \underline{\mathbf{U}}_h^{k,l}$, and $\mathbb{I}_h^{k,l}$ to a mesh element $T \in \mathcal{T}_h$ are respectively denoted by $\underline{\mathbf{U}}_T^{k,l}$, $\underline{\mathbf{v}}_T$, and $\mathbb{I}_T^{k,l}$.

Following Di Pietro *et al.* [20], for all $T \in \mathcal{T}_h$ we define the local potential reconstruction operator $p_T^{k+1} : \underline{\mathbf{U}}_T^{k,l} \rightarrow \mathbb{P}_d^{k+1}(T)$ such that, for all $\underline{\mathbf{v}}_T := (\mathbf{v}_T, (\mathbf{v}_\sigma)_{\Psi_F(\sigma) \in \mathcal{F}_T}) \in \underline{\mathbf{U}}_T^{k,l}$,

$$\int_T \nabla p_T^{k+1} \underline{\mathbf{v}}_T \cdot \nabla w = - \int_T \mathbf{v}_T \Delta w + \sum_{F=\Psi_F(\sigma) \in \mathcal{F}_T} \int_F (\mathbf{v}_\sigma \circ \Psi_F^{-1}) (\nabla w \cdot \mathbf{n}_{TF}) \quad \forall w \in \mathbb{P}_d^{k+1}(T), \quad (14a)$$

$$\int_T (p_T^{k+1} \underline{\mathbf{v}}_T - \mathbf{v}_T) = 0, \quad (14b)$$

where \mathbf{n}_{TF} is the unit normal to F pointing out of T . A global potential reconstruction operator $p_h^{k+1} : \underline{\mathbf{U}}_h^{k,l} \rightarrow \mathbb{P}_d^{k+1}(\mathcal{T}_h)$ is obtained patching the elementary contributions:

$$\left(p_h^{k+1} \underline{\mathbf{v}}_h \right)|_T := p_T^{k+1} \underline{\mathbf{v}}_T \text{ for all } T \in \mathcal{T}_h. \quad (15)$$

Remark 2 (Approximation properties of the potential reconstruction). The convergence rate of the HHO method is intimately linked to the approximation properties of the potential reconstruction (see, e.g., [20, Theorem 8]), which are briefly discussed hereafter

We start by estimating the difference between the potential reconstruction operator applied to the interpolate of a smooth function and its elliptic projection. Denote by v a scalar-valued function on T whose regularity will be detailed in what follows. Recalling the definitions (13) of the interpolator, (14) of the potential reconstruction, and (4) of the elliptic projector ϖ_T^{k+1} we have, for all $w \in \mathbb{P}_d^{k+1}(T)$,

$$\begin{aligned} & \int_T \nabla (p_T^{k+1} \mathbb{I}_T^{k,l} v - \varpi_T^{k+1} v) \cdot \nabla w \\ &= - \int_T \pi_T^k v \Delta w + \sum_{F=\Psi_F(\sigma) \in \mathcal{F}_T} \int_F (\pi_\sigma^l v \circ \Psi_F^{-1}) (\nabla w \cdot \mathbf{n}_{TF}) - \int_T \nabla v \cdot \nabla w \\ &= \int_T (v - \pi_T^k v) \Delta w + \sum_{F=\Psi_F(\sigma) \in \mathcal{F}_T} \int_F (\pi_\sigma^l v \circ \Psi_F^{-1} - v) (\nabla w \cdot \mathbf{n}_{TF}), \end{aligned} \quad (16)$$

where we have performed an integration by parts on the third term in the right-hand side and used the definition (3) of π_T^k together with the fact that $\Delta w \in \mathbb{P}_d^{k-1}(T) \subset \mathbb{P}_d^k(T)$ to cancel the first term in the right-hand side. Using the definition of the L^2 -norm followed by (16), we get

$$\begin{aligned} & \|\nabla(p_T^{k+1}\mathbb{I}_T^{k,l}v - \varpi_T^{k+1}v)\|_T \\ &= \sup_{w \in \mathbb{P}_d^{k+1}(T), \|\nabla w\|=1} \left(\int_T \nabla(p_T^{k+1}\mathbb{I}_T^{k,l}v - \varpi_T^{k+1}v) \cdot \nabla w \right) \\ &= \sup_{w \in \mathbb{P}_d^{k+1}(T), \|\nabla w\|=1} \left(\sum_{F=\Psi_F(\sigma) \in \mathcal{F}_T} \int_F (\pi_\sigma^l v \circ \Psi_F^{-1} - v) (\nabla w \cdot \mathbf{n}_{TF}) \right). \end{aligned} \quad (17)$$

Let us estimate the argument of the supremum.

- (i) *The case $m = 1$.* In this case, the argument of the supremum is zero for any $l \geq k$. To prove it, perform a change of variables to express the integral inside the summation over $\sigma \in \mathcal{K}^{d-1}$ such that $F = \Psi_F(\sigma)$, notice that $(\nabla w \cdot \mathbf{n}_{TF})|_F \circ \Psi_F \in \mathbb{P}_{d-1}^k(\sigma)$ (see (6)), and use the definition (7) of π_σ^k . As a consequence, we have that

$$p_T^{k+1}\mathbb{I}_T^{k,l} = \varpi_T^{k+1},$$

in accordance with [20, Eq. (17)]; see also [22] (and, in particular, Section 3.1 therein) for a pedagogical introduction.

- (ii) *The case $m > 1$.* For all $F \in \mathcal{F}_T$ such that $F = \Psi_F(\sigma)$ for some $\sigma \in \mathcal{K}^{d-1}$, abridging into $a \lesssim b$ the inequality $a \leq Cb$ with constant C independent of h , and letting k be given by (8), we have

$$\begin{aligned} \left| \int_F (\pi_\sigma^l v \circ \Psi_F^{-1} - v) (\nabla w \cdot \mathbf{n}_{TF}) \right| &\leq \|(\pi_\sigma^l v \circ \Psi_F^{-1} - v)\|_{L^2(F)} \|\nabla w\|_{L^2(F)^d} \|\mathbf{n}_{TF}\|_{L^\infty(F)^d} \\ &\lesssim h_T^{k+\frac{1}{2}} |v|_{H^{k+1}(T)} h_T^{-\frac{1}{2}} \|\nabla w\|_{L^2(T)^d}, \end{aligned}$$

where we have used the approximation properties (9) of π_σ^l to bound the first factor under the assumption that $v \in H^{k+1}(T)$, a trace inequality for polynomials to bound the second, and the fact that the normal vector has unit Euclidian norm at every $\mathbf{x} \in F$ to estimate the third. Plugging this bound into (17), we infer that

$$\|\nabla(p_T^{k+1}\mathbb{I}_T^{k,l}v - \varpi_T^{k+1}v)\|_T \lesssim h_T^k |v|_{H^{k+1}(T)}.$$

In conclusion, with $a \lesssim b$ having the same meaning as above, we have that

$$\|\nabla(p_T^{k+1}\mathbb{I}_T^{k,l}v - \varpi_T^{k+1}v)\|_T \lesssim \begin{cases} 0 & \text{if } m = 1, \\ h_T^k |v|_{H^{k+1}(T)} & \text{if } m > 1. \end{cases} \quad (18)$$

Let us now estimate the difference between v and $p_T^{k+1}\mathbb{I}_T^{k,l}v$. Using inserting $\pm \nabla \varpi_T^{k+1}v$ inside the norm, and using the triangle inequality, we have that

$$\|\nabla(v - p_T^{k+1}\mathbb{I}_T^{k,l}v)\|_T \leq \|\nabla(v - \varpi_T^{k+1}v)\|_T + \|\nabla(\varpi_T^{k+1}v - p_T^{k+1}\mathbb{I}_T^{k,l}v)\|_T =: \epsilon_1 + \epsilon_2. \quad (19)$$

Assuming $v \in H^{\max(k+1, k)+1}(T)$, and using the optimal approximation properties of the elliptic projector together with (18), we infer the existence of two positive real numbers C_1 and C_2 independent of h and of T (but possibly depending on the mesh regularity, on k , m , and on l) such that

$$\epsilon_1 \leq C_1 h_T^{k+1} |v|_{H^{k+2}(T)} \text{ and } \epsilon_2 \leq \begin{cases} 0 & \text{if } m = 1, \\ C_2 h_T^k |v|_{H^{k+1}(T)} & \text{if } m > 1. \end{cases} \quad (20)$$

When $m > 1$, for l such that $k = k + 1$ the two error components are equilibrated and both converge as h_T^{k+1} . Clearly, from a computational point of view, we are interested in the smallest value of l that ensures convergence in h_T^{k+1} , i.e.,

$$l = \begin{cases} k & \text{if } m = 1, \\ m(k + 1) & \text{if } m > 1. \end{cases} \quad (21)$$

For $m > 1$ and l such that $k < k + 1$, on the other hand, the error component ϵ_2 dominates.

The HHO bilinear form on $\underline{U}_h^{k,l} \times \underline{U}_h^{k,l}$ is defined as follows:

$$a_h^{\text{HHO}}(\underline{u}_h, \underline{v}_h) := \int_{\Omega} \nabla_h p_h^{k+1} \underline{u}_h \cdot \nabla_h p_h^{k+1} \underline{v}_h + \sum_{T \in \mathcal{T}_h} \sum_{F \in \mathcal{F}_T} \frac{1}{h_F} \int_F \left(\delta_{TF}^l - \delta_T^k \right) \underline{u}_T \left(\delta_{TF}^l - \delta_T^k \right) \underline{v}_T, \quad (22)$$

where, following [22], for all $T \in \mathcal{T}_h$ the difference operators δ_T^k and δ_{TF}^l , $F \in \mathcal{F}_T$, are such that, for all $\underline{v}_T \in \underline{U}_T^{k,l}$,

$$\delta_T^k \underline{v}_T := \pi_T^k p_T^{k+1} \underline{v}_T - v_T \text{ and } \delta_{TF}^l \underline{v}_T := \left(\pi_{\sigma}^l p_T^{k+1} \underline{v}_T - v_{\sigma} \right) \circ \Psi_F^{-1} \text{ for all } F = \Psi_F(\sigma) \in \mathcal{F}_T. \quad (23)$$

The first term in the right-hand side of (22) is the standard Galerkin contribution responsible for consistency, whereas the second is a stabilization that ensures coercivity with respect to a suitable H_0^1 -like discrete norm. Following the discussion in Remark 2, it can be easily checked that the difference operators defined by (23) vanish for l as in (21) when their argument is of the form $\underline{I}_T^{k,l} w$ with $w \in \mathbb{P}_d^{k+1}(T)$. This is a crucial point to fully exploit the optimal approximation properties of the potential reconstruction in the error estimates.

The HHO method for problem (10) reads: Find $\underline{u}_h \in \underline{U}_h^{k,l}$ such that

$$a_h^{\text{HHO}}(\underline{u}_h, \underline{v}_h) = \sum_{T \in \mathcal{T}_h} \int_T f v_T \text{ for all } \underline{v}_h \in \underline{U}_h^{k,l}. \quad (24)$$

It was proved in [21] on straight polygonal and polyhedral meshes that the error between $p_h^{k+1} \underline{u}_h$ and the exact solution of problem (10) in the L^2 - and H_0^1 -norms converge as h^{k+2} and h^{k+1} , respectively; see also [22, Theorem 1]. In view of (20), a similar behaviour can be expected here for l as in (21).

5 Numerical results

In this section we numerically assess and compare the h - and p -convergence rates of the HHO and DG discretizations of problem (10) formulated in the previous section. All the convergence plots included in this section display discretization errors on the y axis versus the number of DOFs on the x axis. For this reason, the axis labels are omitted. For the sake of simplicity, the convergence plots are labelled as follows:

- *HHO mesh family and error type, $PkPl$: (error type)* indicates the error for the HHO discretization based on the space $\underline{U}_h^{k,l}$ over the specified mesh sequence;
- *DG mesh family and error type, Pk : (error type)* indicates the error for the DG discretization based on the space U_h^k over the specified mesh sequence.

The total number of DOFs is computed as follows:

$$\text{DG DOFs} := \text{card}(\mathcal{T}_h) \times \dim(\mathbb{P}_d^k) = \dim(U_h^k), \quad \text{HHO DOFs} := \text{card}(\mathcal{F}_h) \times \dim(\mathbb{P}_{d-1}^l).$$

For the HHO discretization, the number of DOFs differs from the dimension of the space $\underline{U}_h^{k,l}$ because the element-based DOFs can be eliminated in a preliminary step by means of static condensation. This efficient implementation strategy exploits the fact that, by construction, only face-based DOFs are globally coupled. Element-based DOFs can then be recovered from face-based DOFs in a post-processing step. A discussion on static condensation for HHO methods can be found, e.g., in [22, Section 3.2.4]; see also [15, Section 2.2.4], where more general implementation aspects are also discussed. The errors for the HHO discretization are always computed with respect to the global potential reconstruction $p_h^{k+1} \underline{u}_h$ obtained from the discrete solution; see (15).

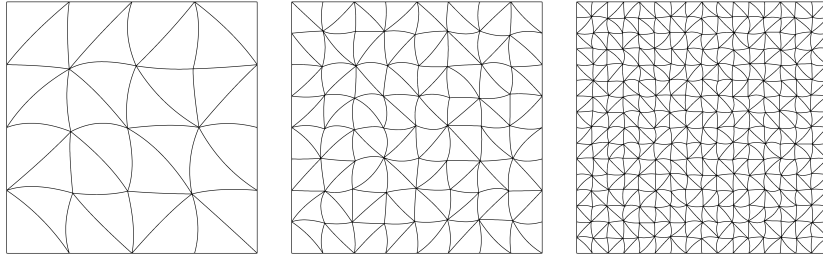
The global (sparse) linear systems are solved by means of iterative solvers employing right-preconditioners and imposing tight tolerances (machine precision) on the convergence of the relative residual. The local linear problems involved in the computation of the local lifting operators (11) for the DG method, as well as in the computation of the potential reconstruction (14) and in the static condensation for the HHO method, are exactly solved exactly by means of Cholesky factorizations.

5.1 Mesh sequences

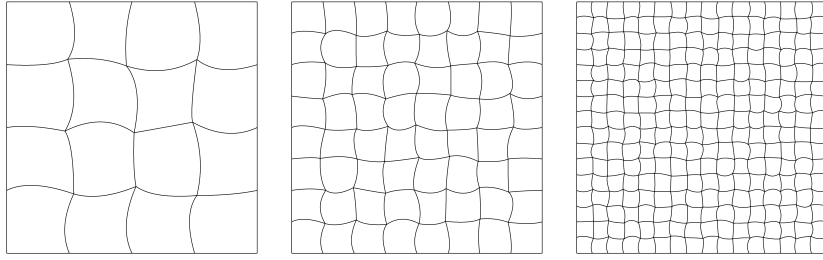
In two space dimensions, we consider the following uniformly refined mesh sequences of the unit square $\Omega = (0, 1)^2$ (see Figure 1): (i) randomly distorted six-nodes triangular and eight-nodes quadrilateral mesh families, see Figures 1a and 1b, respectively; (ii) a uniformly refined regularly distorted eight-nodes quadrilateral mesh family, see Figure 1c; (iii) a uniformly refined randomly distorted high-order (mid-edge) nodes with fixed Cartesian vertices eight-nodes quadrilateral mesh family, see Figure 1d; (iv) a uniformly refined element subdivision eight-nodes quadrilateral mesh family, see Figure 1e. Uniformly refined triangular and quadrangular mesh families with straight edges are also considered for the sake of comparison.

In three space dimensions, we consider uniformly refined randomly distorted ten-nodes tetrahedral, eight-nodes, and twenty-nodes hexahedral mesh families of the unit cube $\Omega = (0, 1)^3$ (see Figure 2). Uniformly refined tetrahedral mesh families with planar faces are also considered for the sake of comparison.

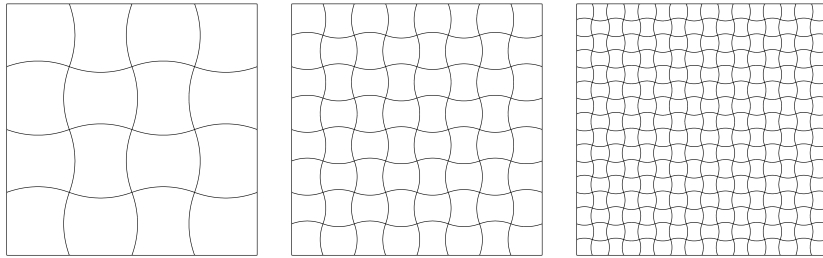
All the meshes considered here were checked to ensure positivity of the reference-to-physical frame mapping Jacobian in each mesh element. This guarantees that the quadrilaterals do not degenerate into triangular elements and that the edges do not intersect each other. The properties of the polynomial mappings for each mesh sequence are reported in Table 1. It is interesting to remark that h -refinement on the element-subdivision mesh family leads to quadrilaterals with less and less curved edges, which we formally indicate writing



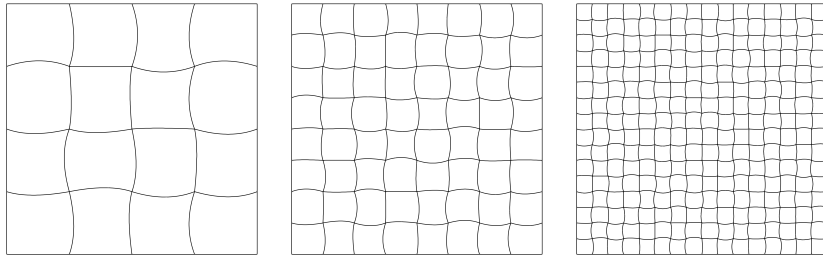
(a) Randomly distorted six-nodes triangular mesh sequence.




(b) Randomly distorted eight-nodes quadrilateral mesh sequence.



(c) Regularly distorted eight-nodes quadrilateral mesh sequence.

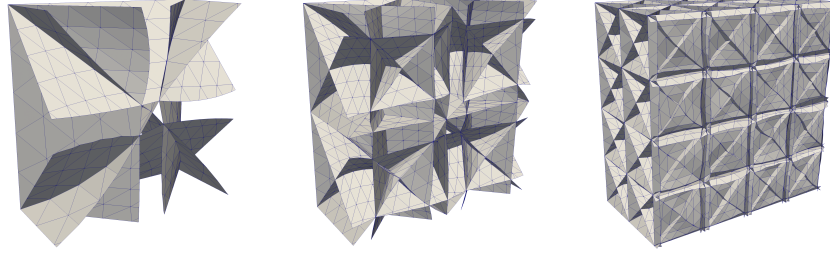


(d) Randomly distorted high-order (mid-edge) nodes eight-nodes quadrilateral mesh sequence.

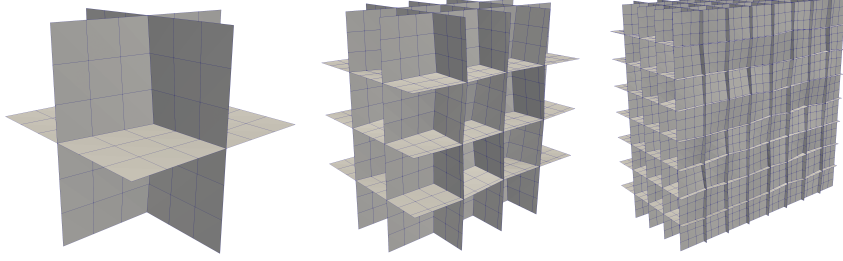


(e) Element subdivision eight-nodes quadrilateral mesh sequence.


Figure 1: Two-dimensional mesh sequences of $\Omega = (0, 1)^2$.



(a) Randomly distorted ten-nodes tetrahedral mesh sequence.



(b) Randomly distorted eight-nodes hexahedral mesh sequence.



(c) Randomly distorted twenty-nodes hexahedral mesh sequence.

Figure 2: Three-dimensional mesh sequences of $\Omega = (0, 1)^3$ (mesh clips showing internal faces).

Mesh sequence	Numer of nodes	$\mathbb{M}_d^m(\kappa)$	$\mathbb{M}_{d-1}^m(\sigma)$	\mathbf{m}	$\lim_{h \rightarrow 0} \mathbf{m}$	Figure
regular tri3	3	$\mathbb{P}_2^1(\kappa)$	$\mathbb{P}_1^1(\sigma)$	1	1	—
randomDist tri6	6	$\mathbb{P}_2^2(\kappa)$	$\mathbb{P}_1^2(\sigma)$	2	2	1a
cartesian quad4	4	$\mathbb{Q}_2^1(\kappa)$	$\mathbb{P}_1^1(\sigma)$	1	1	—
randomDist quad8	8	$\mathbb{S}_2^2(\kappa)$	$\mathbb{P}_1^2(\sigma)$	2	2	1b
regularDist quad8	8	$\mathbb{S}_2^2(\kappa)$	$\mathbb{P}_1^2(\sigma)$	2	2	1c
hoNodesDist quad8	8	$\mathbb{S}_2^2(\kappa)$	$\mathbb{P}_1^2(\sigma)$	2	2	1d
elemSubdiv quad8	8	$\mathbb{S}_2^2(\kappa)$	$\mathbb{P}_1^2(\sigma)$	2	1	1e
regular tet4	6	$\mathbb{P}_3^1(\kappa)$	$\mathbb{P}_2^1(\sigma)$	1	1	—
randomDist tet10	10	$\mathbb{P}_3^2(\kappa)$	$\mathbb{P}_2^2(\sigma)$	2	2	2a
randomDist hex8	8	$\mathbb{Q}_3^1(\kappa)$	$\mathbb{Q}_2^1(\sigma)$	2	2	2b
randomDist hex20	20	$\mathbb{S}_3^2(\kappa)$	$\mathbb{S}_2^2(\sigma)$	3	3	2c

Table 1: Properties of the reference-to-physical frame mappings $\Psi_T \in [\mathbb{M}_d^m(\kappa)]^d$ and $\Psi_F \in [\mathbb{M}_{d-1}^m(\sigma)]^d$ for each mesh sequence. \mathbf{m} and $\lim_{h \rightarrow 0} \mathbf{m}$ denote, respectively, the effective mapping order (see (5)) and the asymptotic effective mapping order.

Table 2: Convergence rates of HHO discretizations on regular three-nodes and randomly distorted six-nodes triangular elements grids. Forcing term and boundary conditions imposed according to the polynomial solution (25) with $a = 2$.

Number of elements (32)	128	512	2048	8192	32768
L^2 projection : $\ u - \pi_h^k u\ _{L^2(\Omega)}$	2.00	2.00	2.00	2.00	2.00
HHO $\mathbb{P}^1(T) - \mathbb{P}^1(\sigma)$: $\ u - p_h^{k+1} \underline{u}_h\ _{L^2(\Omega)}$	1.34	0.91	0.98	0.96	0.82
HHO $\mathbb{P}^1(T) - \mathbb{P}^1(\sigma)$: $\ \nabla_h(u - p_h^{k+1} \underline{I}_h^{k,l} u)\ _{[L^2(\Omega)]^d}$	0.23	-0.11	-0.03	0.02	-0.03
HHO $\mathbb{P}^1(T) - \mathbb{P}^1(\sigma)$: $\ \nabla_h(u - p_h^{k+1} \underline{u}_h)\ _{[L^2(\Omega)]^d}$	0.31	0.05	-0.01	0.02	-0.03
HHO $\mathbb{P}^1(T) - \mathbb{P}^2(\sigma)$: $\ u - p_h^{k+1} \underline{u}_h\ _{L^2(\Omega)}$	1.88	1.82	1.87	2.00	1.98
HHO $\mathbb{P}^1(T) - \mathbb{P}^2(\sigma)$: $\ \nabla_h(u - p_h^{k+1} \underline{I}_h^{k,l} u)\ _{[L^2(\Omega)]^d}$	0.83	0.83	0.90	0.99	0.98
HHO $\mathbb{P}^1(T) - \mathbb{P}^2(\sigma)$: $\ \nabla_h(u - p_h^{k+1} \underline{u}_h)\ _{[L^2(\Omega)]^d}$	0.87	0.99	0.87	0.99	0.98
HHO $\mathbb{P}^1(T) - \mathbb{P}^3(\sigma)$: $\ u - p_h^{k+1} \underline{u}_h\ _{L^2(\Omega)}$	1.41	1.85	1.91	1.98	1.98
HHO $\mathbb{P}^1(T) - \mathbb{P}^3(\sigma)$: $\ \nabla_h(u - p_h^{k+1} \underline{I}_h^{k,l} u)\ _{[L^2(\Omega)]^d}$	0.33	0.90	0.90	0.97	0.98
HHO $\mathbb{P}^1(T) - \mathbb{P}^3(\sigma)$: $\ \nabla_h(u - p_h^{k+1} \underline{u}_h)\ _{[L^2(\Omega)]^d}$	0.39	0.92	0.91	0.95	0.99

$\lim_{h \rightarrow 0} \mathfrak{m} = 1$ ($\lim_{h \rightarrow 0} \mathfrak{m}$ should be interpreted here as an “asymptotic” effective mapping order).

5.2 HHO h -convergence rates on polynomial solutions

In order to numerically confirm the scaling for ϵ_2 in (20), we consider in this section manufactured polynomial solutions for which the error component ϵ_1 vanishes (since polynomials of total degree $\leq (k + 1)$ are invariant by ϖ_T^{k+1} -projection), and the approximation properties of $p_T^{k+1} \underline{I}_T^{k,l}$ are entirely dictated by ϵ_2 . More precisely, we define the following second and third degree polynomial solutions of the Poisson problem:

$$u(\mathbf{x}) = \sum_{i=1}^d x_i^a, \quad a = 2, 3. \quad (25)$$

The boundary conditions and forcing term are inferred from u . In Figures 3-4-5 and Tables 2-3-4, we compare the results obtained on the regular (straight edge-face) and on the randomly distorted triangular and hexahedral mesh sequences of Figures 1a-2c. Following Remark 2, the HHO method (24) should reproduce to machine precision accuracy the polynomial solutions (25) setting $k = a - 1$ and l as in (21). The numerical results confirm this point. More precisely:

- *Regular (straight edge) triangular mesh sequence ($\mathfrak{m} = 1$):* The discrete solutions obtained using the HHO spaces $\underline{U}_h^{1,1}$ and $\underline{U}_h^{2,2}$ are exact up to machine precision for $a = 2$ and $a = 3$, respectively;
- *Randomly distorted triangular mesh sequence ($\mathfrak{m} = 2$):* The discrete solutions obtained using the HHO spaces $\underline{U}_h^{1,4}$ and $\underline{U}_h^{2,6}$ are exact up to machine precision for $a = 2$ and $a = 3$, respectively.
- *Regular (straight face) hexahedral mesh sequence ($\mathfrak{m} = 1$):* The discrete solutions obtained using the HHO spaces $\underline{U}_h^{1,1}$ are exact up to machine precision for $a = 2$;

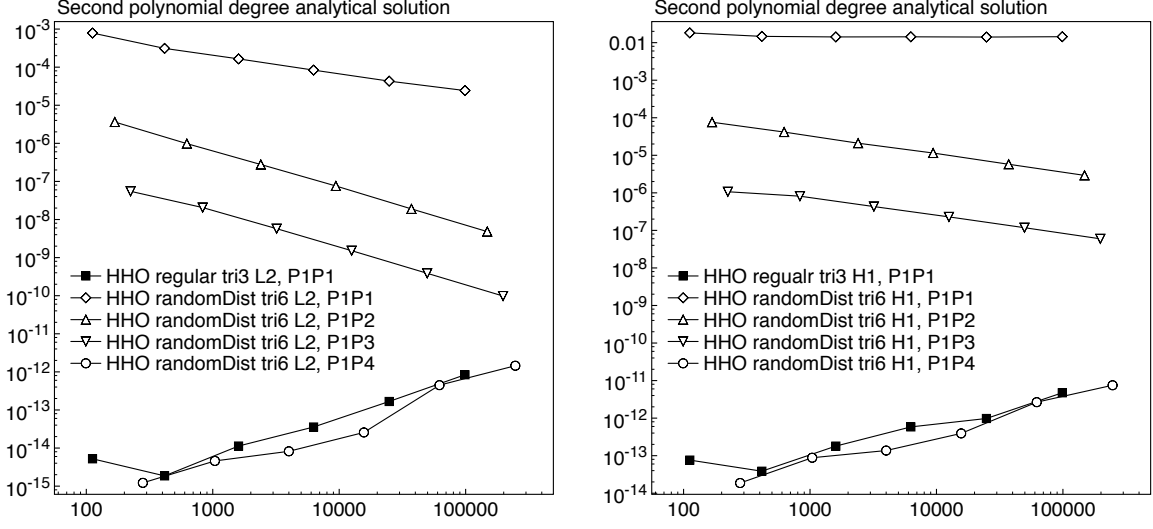


Figure 3: Error versus DOFs number for HHO discretizations of the Poisson equation. Forcing term and boundary conditions imposed according to the polynomial solution (25) with $a = 2$.

Table 3: Convergence rates of HHO discretizations on regular three-nodes and randomly distorted six-nodes triangular elements grids. Forcing term and boundary conditions imposed according to the polynomial solution (25) with $a = 3$. * indicates that the convergence rate is influenced by machine precision.

Number of elements (32)	128	512	2048	8192	32768
L^2 projection: $\ u - \pi_h^k u\ _{L^2(\Omega)}$	2.97	3.00	3.00	3.00	3.00
HHO $\mathbb{P}^2(T) - \mathbb{P}^2(\sigma)$: $\ u - p_h^{k+1} \underline{u}_h\ _{L^2(\Omega)}$	1.38	1.97	1.96	1.91	1.99
HHO $\mathbb{P}^2(T) - \mathbb{P}^2(\sigma)$: $\ \nabla_h(u - p_h^{k+1} \underline{u}_h)\ _{[L^2(\Omega)]^d}$	0.49	0.86	1.01	0.91	1.00
HHO $\mathbb{P}^2(T) - \mathbb{P}^2(\sigma)$: $\ \nabla_h(u - p_h^{k+1} \underline{u}_h)\ _{[L^2(\Omega)]^d}$	0.42	0.95	0.96	0.90	0.99
HHO $\mathbb{P}^2(T) - \mathbb{P}^3(\sigma)$: $\ u - p_h^{k+1} \underline{u}_h\ _{L^2(\Omega)}$	1.91	1.90	1.86	1.96	1.96
HHO $\mathbb{P}^2(T) - \mathbb{P}^3(\sigma)$: $\ \nabla_h(u - p_h^{k+1} \underline{u}_h)\ _{[L^2(\Omega)]^d}$	0.93	0.90	0.85	0.96	0.96
HHO $\mathbb{P}^2(T) - \mathbb{P}^3(\sigma)$: $\ \nabla_h(u - p_h^{k+1} \underline{u}_h)\ _{[L^2(\Omega)]^d}$	0.94	0.88	0.88	0.95	0.96
HHO $\mathbb{P}^2(T) - \mathbb{P}^4(\sigma)$: $\ u - p_h^{k+1} \underline{u}_h\ _{L^2(\Omega)}$	2.36	2.85	2.85	2.96*	1.66*
HHO $\mathbb{P}^2(T) - \mathbb{P}^4(\sigma)$: $\ \nabla_h(u - p_h^{k+1} \underline{u}_h)\ _{[L^2(\Omega)]^d}$	1.32	1.79	1.82	1.97	2.00
HHO $\mathbb{P}^2(T) - \mathbb{P}^4(\sigma)$: $\ \nabla_h(u - p_h^{k+1} \underline{u}_h)\ _{[L^2(\Omega)]^d}$	1.42	1.86	1.81	1.96	1.98
HHO $\mathbb{P}^2(T) - \mathbb{P}^5(\sigma)$: $\ u - p_h^{k+1} \underline{u}_h\ _{L^2(\Omega)}$	1.86	2.75	2.91	-0.58*	-0.73*
HHO $\mathbb{P}^2(T) - \mathbb{P}^5(\sigma)$: $\ \nabla_h(u - p_h^{k+1} \underline{u}_h)\ _{[L^2(\Omega)]^d}$	0.87	1.63	1.96	1.94	1.99*
HHO $\mathbb{P}^2(T) - \mathbb{P}^5(\sigma)$: $\ \nabla_h(u - p_h^{k+1} \underline{u}_h)\ _{[L^2(\Omega)]^d}$	0.98	1.63	2.00	1.90	1.19*

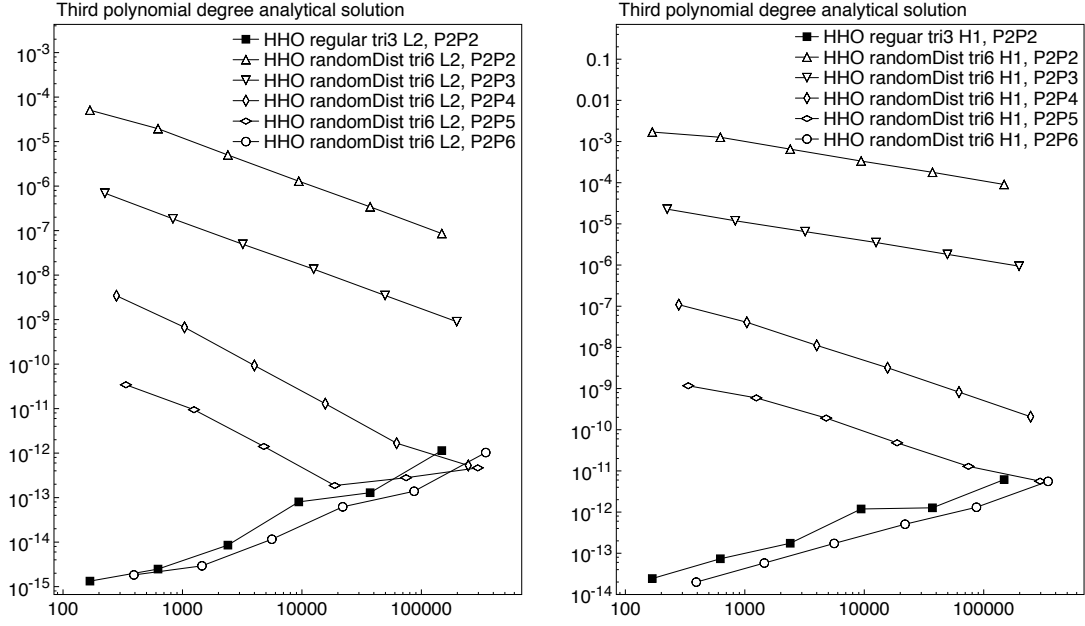


Figure 4: Error versus DOFs number for HHO discretizations of the Poisson equation. Forcing term and boundary conditions imposed according to the polynomial solution (25) with $a = 3$.

Table 4: Convergence rates of HHO discretizations on regular eight-nodes and randomly distorted twenty-nodes hexahedral elements grids. Forcing term and boundary conditions imposed according to the polynomial solution (25) with $a = 2$.

Number of elements (64)	512	4096	32768
L^2 projection: $\ u - \pi_h^k u\ _{L^2(\Omega)}$	1.99	1.99	1.99
HHO $\mathbb{P}^1(T) - \mathbb{P}^1(\sigma)$: $\ u - p_h^{k+1} \underline{u}_h\ _{L^2(\Omega)}$	0.67	0.89	0.92
HHO $\mathbb{P}^1(T) - \mathbb{P}^1(\sigma)$: $\ \nabla_h(u - p_h^{k+1} \underline{u}_h)\ _{[L^2(\Omega)]^d}$	-0.32	-0.11	-0.09
HHO $\mathbb{P}^1(T) - \mathbb{P}^1(\sigma)$: $\ \nabla_h(u - p_h^{k+1} \underline{u}_h)\ _{[L^2(\Omega)]^d}$	-0.14	-0.07	-0.09
HHO $\mathbb{P}^1(T) - \mathbb{P}^2(\sigma)$: $\ u - p_h^{k+1} \underline{u}_h\ _{L^2(\Omega)}$	0.92	0.88	0.91
HHO $\mathbb{P}^1(T) - \mathbb{P}^2(\sigma)$: $\ \nabla_h(u - p_h^{k+1} \underline{u}_h)\ _{[L^2(\Omega)]^d}$	-0.11	-0.11	-0.11
HHO $\mathbb{P}^1(T) - \mathbb{P}^2(\sigma)$: $\ \nabla_h(u - p_h^{k+1} \underline{u}_h)\ _{[L^2(\Omega)]^d}$	-0.06	-0.12	-0.08
HHO $\mathbb{P}^1(T) - \mathbb{P}^3(\sigma)$: $\ u - p_h^{k+1} \underline{u}_h\ _{L^2(\Omega)}$	1.64	1.89	1.88
HHO $\mathbb{P}^1(T) - \mathbb{P}^3(\sigma)$: $\ \nabla_h(u - p_h^{k+1} \underline{u}_h)\ _{[L^2(\Omega)]^d}$	0.58	0.85	0.89
HHO $\mathbb{P}^1(T) - \mathbb{P}^3(\sigma)$: $\ \nabla_h(u - p_h^{k+1} \underline{u}_h)\ _{[L^2(\Omega)]^d}$	0.71	0.90	0.90
HHO $\mathbb{P}^1(T) - \mathbb{P}^4(\sigma)$: $\ u - p_h^{k+1} \underline{u}_h\ _{L^2(\Omega)}$	1.95	1.89	1.92
HHO $\mathbb{P}^1(T) - \mathbb{P}^4(\sigma)$: $\ \nabla_h(u - p_h^{k+1} \underline{u}_h)\ _{[L^2(\Omega)]^d}$	0.95	0.82	0.92
HHO $\mathbb{P}^1(T) - \mathbb{P}^4(\sigma)$: $\ \nabla_h(u - p_h^{k+1} \underline{u}_h)\ _{[L^2(\Omega)]^d}$	1.08	0.89	0.93
HHO $\mathbb{P}^1(T) - \mathbb{P}^5(\sigma)$: $\ u - p_h^{k+1} \underline{u}_h\ _{L^2(\Omega)}$	2.14	1.78	1.87
HHO $\mathbb{P}^1(T) - \mathbb{P}^5(\sigma)$: $\ \nabla_h(u - p_h^{k+1} \underline{u}_h)\ _{[L^2(\Omega)]^d}$	1.20	0.78	0.86
HHO $\mathbb{P}^1(T) - \mathbb{P}^5(\sigma)$: $\ \nabla_h(u - p_h^{k+1} \underline{u}_h)\ _{[L^2(\Omega)]^d}$	1.23	0.78	0.90

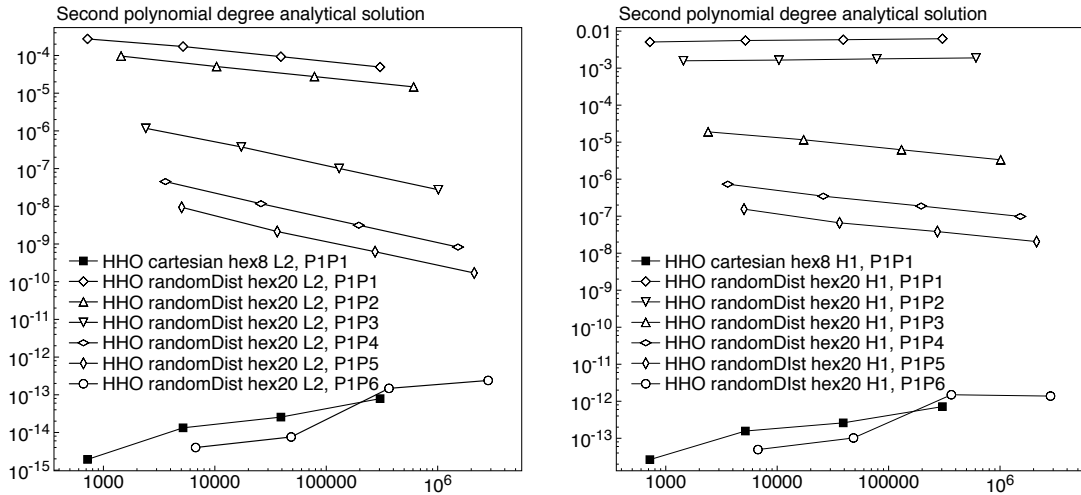


Figure 5: Error versus DOFs number for HHO discretizations of the Poisson equation. Forcing term and boundary conditions imposed according to the polynomial solution (25) with $a = 3$.

- *Randomly distorted hexahedral mesh sequence ($m = 3$):* The discrete solutions obtained using the HHO spaces $\underline{U}_h^{1,6}$ are exact up to machine precision for $a = 2$.

Moreover, if l is such that $k < k + 1$, we observe the expected rates of h^{k+1} for the L^2 -error on the solution and h^k for the L^2 -error on the gradient; see Tables 2-4. Note that, since $m = 2$ for the randomly distorted triangular mesh sequence, the choices $l = 2, 3$ and $l = 4, 5$ yield the same convergence rates. Similarly, since $m = 3$ for the randomly distorted hexahedral mesh sequence, the choices $l = 1, 2$ and $l = 3, 4, 5$ yield the same convergence rates.

We can also remark from Tables 2-4 (where π_h^k denotes the global L^2 -orthogonal projector on \underline{U}_h^k) that the reconstruction of the interpolated exact solution behaves as the reconstruction of the discrete solution in terms of gradient errors: compare, e.g., $\|\nabla_h(u - p_h^{k+1}|_h^{k,l}u)\|_{[L^2(\Omega)]^d}$ with $\|\nabla_h(u - p_h^{k+1}\underline{u}_h)\|_{[L^2(\Omega)]^d}$. In other words, the discretization error for the HHO discretization scales optimally with respect to the approximation properties of $p_h^{k+1}|_h^{k,l}$.

5.3 h -convergence rates on trigonometric solutions

In order to investigate and compare the h -convergence rates of HHO and DG methods, we focus on a trigonometric solution of the Poisson equation. This choice is more representative of the performance of the methods in real-life computations. In particular, unlike the previous section, both error components in the right-hand side of (19) are non-zero, so that the relative magnitude of the constants C_1 and C_2 in (20) determines the observed convergence rate for HHO discretizations before the asymptotic regime is reached. We compute the forcing term and boundary conditions of the Poisson problem according to the following analytical solution:

$$u(\mathbf{x}) = \prod_{i=1}^d \sin(\pi x_i). \quad (26)$$

We first point out that DG discretizations based on the space \underline{U}_h^k provide convergence rates of h^{k+1} for the L^2 -error on the solution and h^k for the L^2 -error on its gradient, both on regular

and distorted curved mesh sequences. Therefore, in all the plots hereafter, the convergence rates of DG solutions are considered as a reference. HHO discretizations on triangular mesh families perform significantly better in terms of h -convergence rates when approximating a trigonometric potential instead of a polynomial one, see Figure 6 and compare with the results of Section 5.2. In particular, HHO formulations based on the space $\underline{U}_h^{k,k+1}$ yield optimal convergence rates on the randomly distorted mesh family in all the cases but $k = 2$, where $l = k + 2$ is required. This behavior suggests that $C_1 \gg C_2$ in (20) and, accordingly, the error component ϵ_1 in (19) dominates during the early stages of the convergence history, while ϵ_2 shows up at latter stages due to its weaker rate of convergence; see (20).

Similarly, the HHO spaces $\underline{U}_h^{k,k+1}$ yield optimal convergence rates on randomly distorted quadrilateral mesh families, see Figures 7 and 8. Note that the randomly distorted mesh sequence is associated with an earlier and more pronounced convergence degradation with respect to regularly distorted and randomly distorted high-order nodes mesh families, even if the asymptotic convergence rate is the same. Interestingly, no convergence degradation is observed for equal-order HHO spaces $\underline{U}_h^{k,k}$ on the element subdivision mesh family. This behaviour has been documented by Botti [10] and Bassi *et al.* [4] in the context of reference frame discontinuous Galerkin discretizations, and can be explained taking into account the asymptotic effective mapping order. Indeed, whenever mesh refinement drives towards mesh elements with less and less curved edges (i.e., when $\lim_{h \rightarrow 0} m = 1$), optimal convergence rates can be expected for the equal-order spaces $\underline{U}_h^{k,k}$; see [10, Remark 1] on this subject.

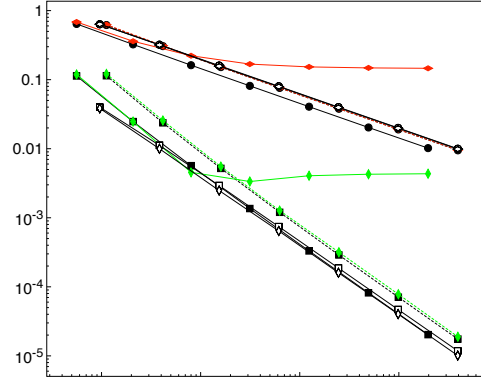
Convergence degradation is also observed in three space dimensions when considering the equal-order HHO spaces $\underline{U}_h^{k,k}$ over the randomly distorted ten-nodes tetrahedral mesh family and the randomly distorted twenty-nodes hexahedral mesh sequence. Once again, increasing the polynomial degree by one over mesh faces (i.e., taking $l = k + 1$) is usually sufficient to recover optimal h -convergence rates, see Figure 9 and Figure 10. Note that one could have expected a more significant degradation of the convergence properties than observed on the distorted twenty-nodes hexahedral elements (for which we have $m = 3$).

The numerical results presented in this section demonstrate that DG discretizations based on the space U_h^{k+1} and HHO discretization based on the space $\underline{U}_h^{k,k}$ provide similar convergence rates on good mesh sequence with asymptotic effective mapping order equal to 1. This is crucial considering that good mesh generators should drive towards affine polynomial mappings upon mesh refinement, even in case of complex domain boundaries. In this context, the possibility to consider $k = 0$ in HHO formulations on arbitrarily shaped mesh families can be considered a significant advantage with respect to DG discretizations whenever low-order methods are mandatory to keep the computational cost low. As opposite, in the presence of randomly distorted mesh elements (that might arise, e.g., in Lagrangian and ALE computations), DG seems to be a safer choice.

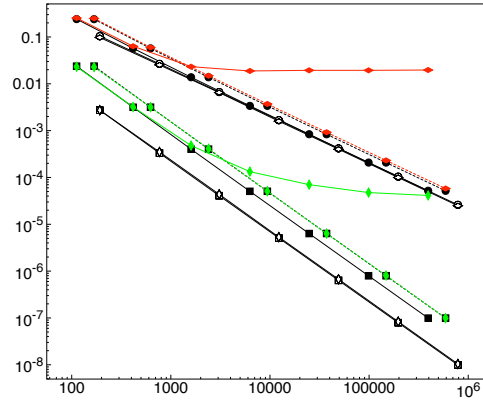
5.4 p -convergence on trigonometric solutions

When sufficient regularity of the exact solution can be expected, the possibility to improve the solution accuracy by increasing the polynomial degree (p -refinement) is a major advantage of high-order discretizations. In this section we consider the same trigonometric solution (26) as in the previous section, but we focus on p -convergence instead of h -convergence. In this context, HHO discretizations can be expected to provide significant gains with respect to (modal) DG discretizations, since the corresponding number of DOFs grows significantly

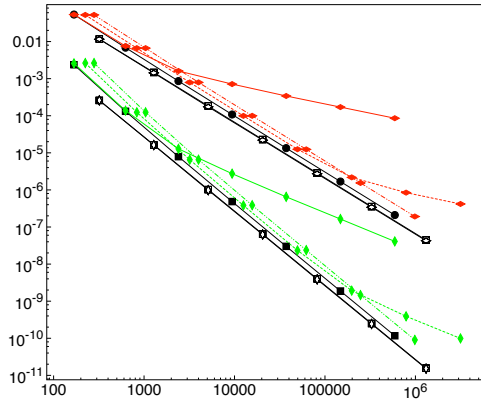
- HHO regular tri3 H1, P0P0
- HHO regular tri3 H1, P0P1
- HHO randomDist tri6 H1, P0P0
- HHO randomDist tri6 H1, P0P1
- dG regular tri3 H1, P1
- dG randomDist tri6 H1, P1
- HHO regular tri3 L2, P0P0
- HHO regular tri3 L2, P0P1
- HHO randomDist tri6 L2, P0P0
- HHO randomDist tri6 L2, P0P1
- dG regular tri3 L2, P1
- dG randomDist tri6 L2, P1



- HHO regular tri3 H1, P1P1
- HHO regular tri3 H1, P1P2
- HHO randomDist tri6 H1, P1P1
- HHO randomDist tri6 H1, P1P2
- dG regular tri3 H1, P2
- dG randomDist tri6 H1, P2
- HHO regular tri3 L2, P1P1
- HHO regular tri3 L2, P1P2
- HHO randomDist tri6 L2, P1P1
- HHO randomDist tri6 L2, P1P2
- dG regular tri3 L2, P2
- dG randomDist tri6 L2, P2



- HHO regular tri3 H1, P2P2
- HHO randomDist tri6 H1, P2P2
- HHO randomDist tri6 H1, P2P3
- HHO randomDist tri6 H1, P2P4
- dG regular tri3 H1, P3
- dG randomDist tri6 H1, P3
- HHO regular tri3 L2, P2P2
- HHO randomDist tri6 L2, P2P2
- HHO randomDist tri6 L2, P2P3
- HHO randomDist tri6 L2, P2P4
- dG regular tri3 L2, P3
- dG randomDist tri6 L2, P3



- HHO regular tri3 H1, P3P3
- HHO regular tri3 H1, P3P4
- HHO randomDist tri6 H1, P3P3
- HHO randomDist tri6 H1, P3P4
- dG regular tri3 H1, P4
- dG randomDist tri6 H1, P4
- HHO regular tri3 L2, P3P3
- HHO regular tri3 L2, P3P4
- HHO randomDist tri6 L2, P3P3
- HHO randomDist tri6 L2, P3P4
- dG regular tri3 L2, P4
- dG randomDist tri6 L2, P4

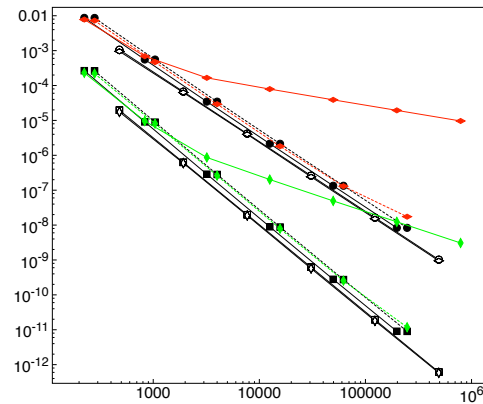


Figure 6: Error versus DOFs number for HHO and DG discretizations of the Poisson equation over uniformly refined triangular mesh sequences. Forcing term and boundary conditions imposed according to the trigonometric solution (26).

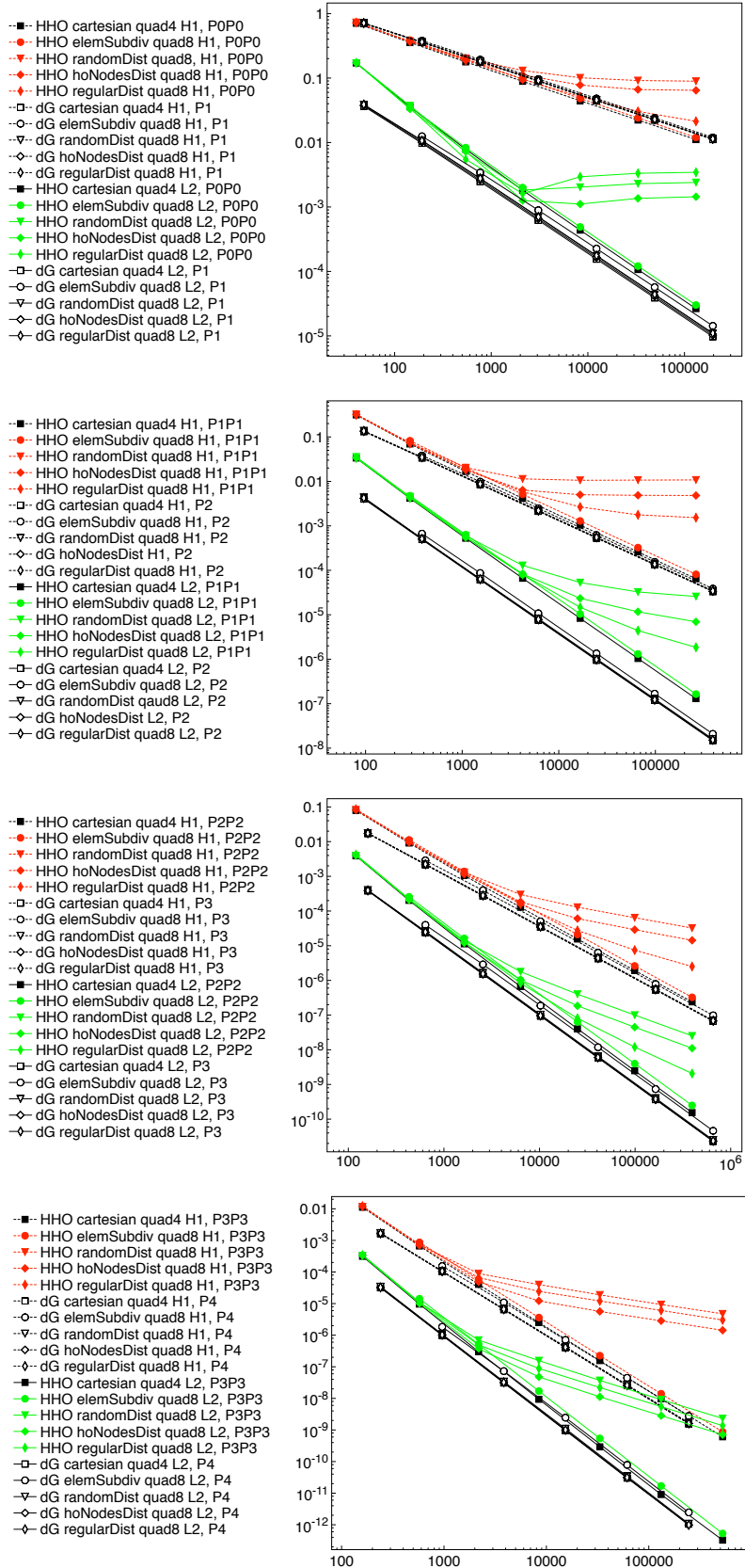


Figure 7: Error versus DOFs number for HHO and DG discretizations of the Poisson equation over uniformly refined quadrilateral meshes. Forcing term and boundary conditions imposed according to the trigonometric solution (26).

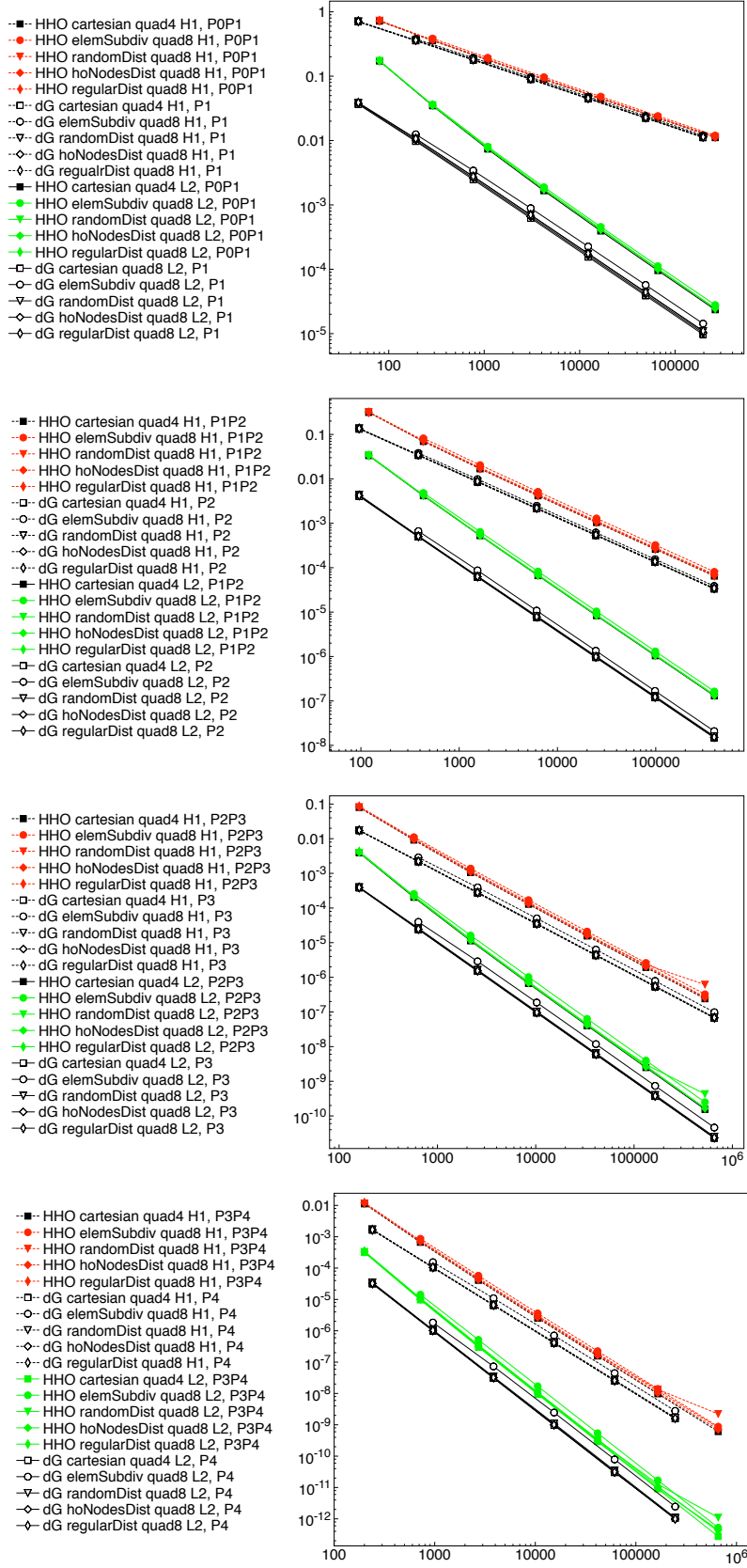


Figure 8: Error versus DOFs number for HHO and DG discretizations of the Poisson equation over uniformly refined quadrilateral mesh sequences. Forcing term and boundary conditions imposed according to the trigonometric solution (26).

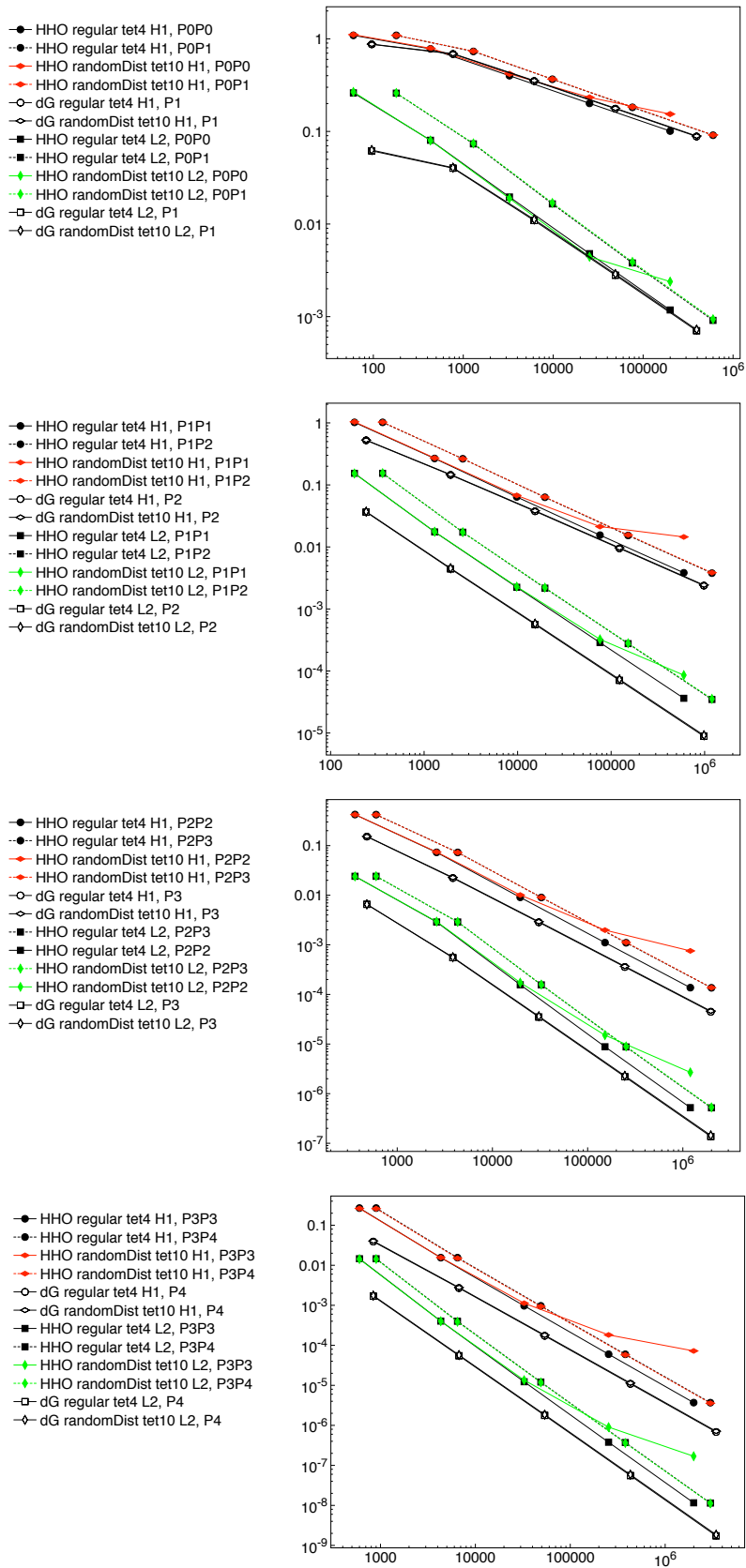


Figure 9: Error versus DOFs number for HHO and DG discretizations of the Poisson equation over uniformly refined tetrahedral mesh sequences. Forcing term and boundary conditions imposed according to the trigonometric solution (26).

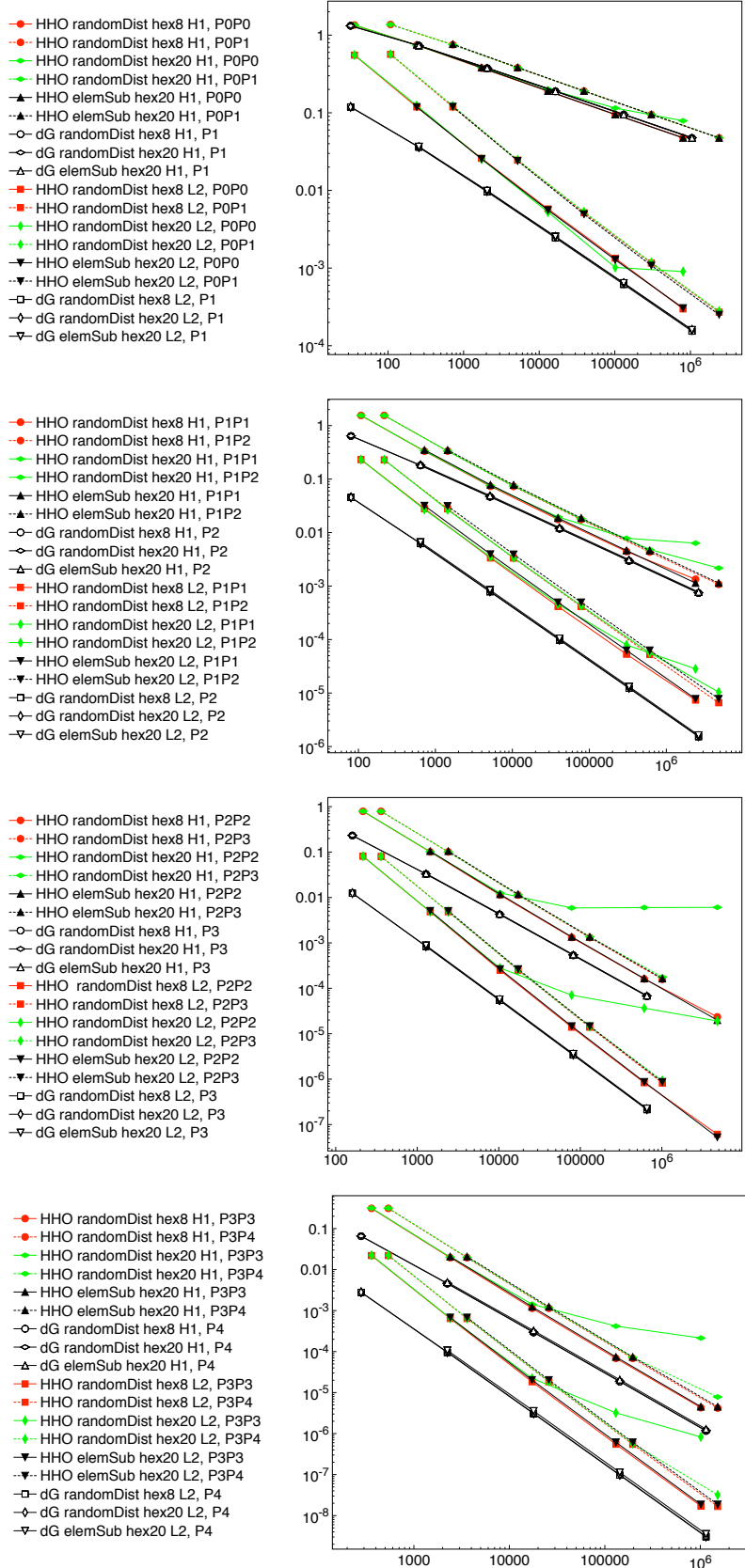


Figure 10: Error versus DOFs number for HHO and DG discretizations of the Poisson equation over uniformly refined hexahedral mesh sequences. Forcing term and boundary conditions imposed according to the trigonometric solution (26).

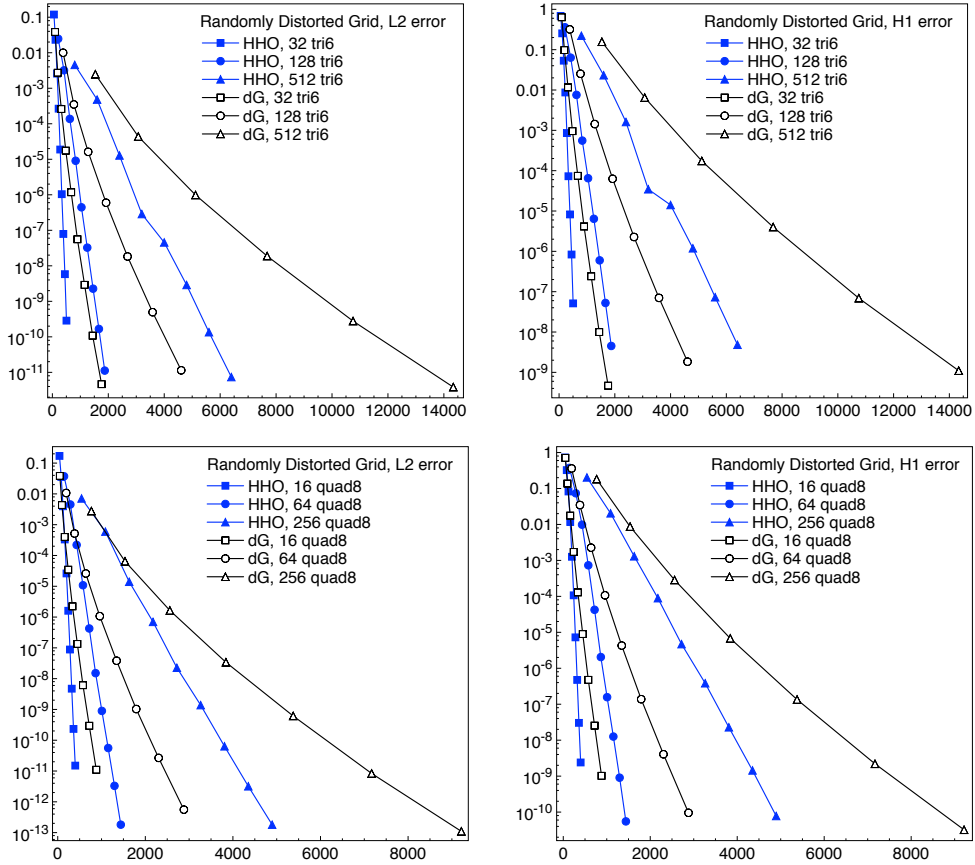


Figure 11: Error versus DOFs number. p -refined HHO and DG discretizations of the Poisson equation over the six-nodes distorted triangular meshes of Figure 1a (first row) and the eight-nodes distorted quadrilateral meshes of Figure 1b (second row). HHO DOFs space is $\underline{U}_h^{k,k}$ ($k = 0, 1, \dots$), DG DOFs space is \underline{U}_h^k ($k = 1, 2, \dots$).

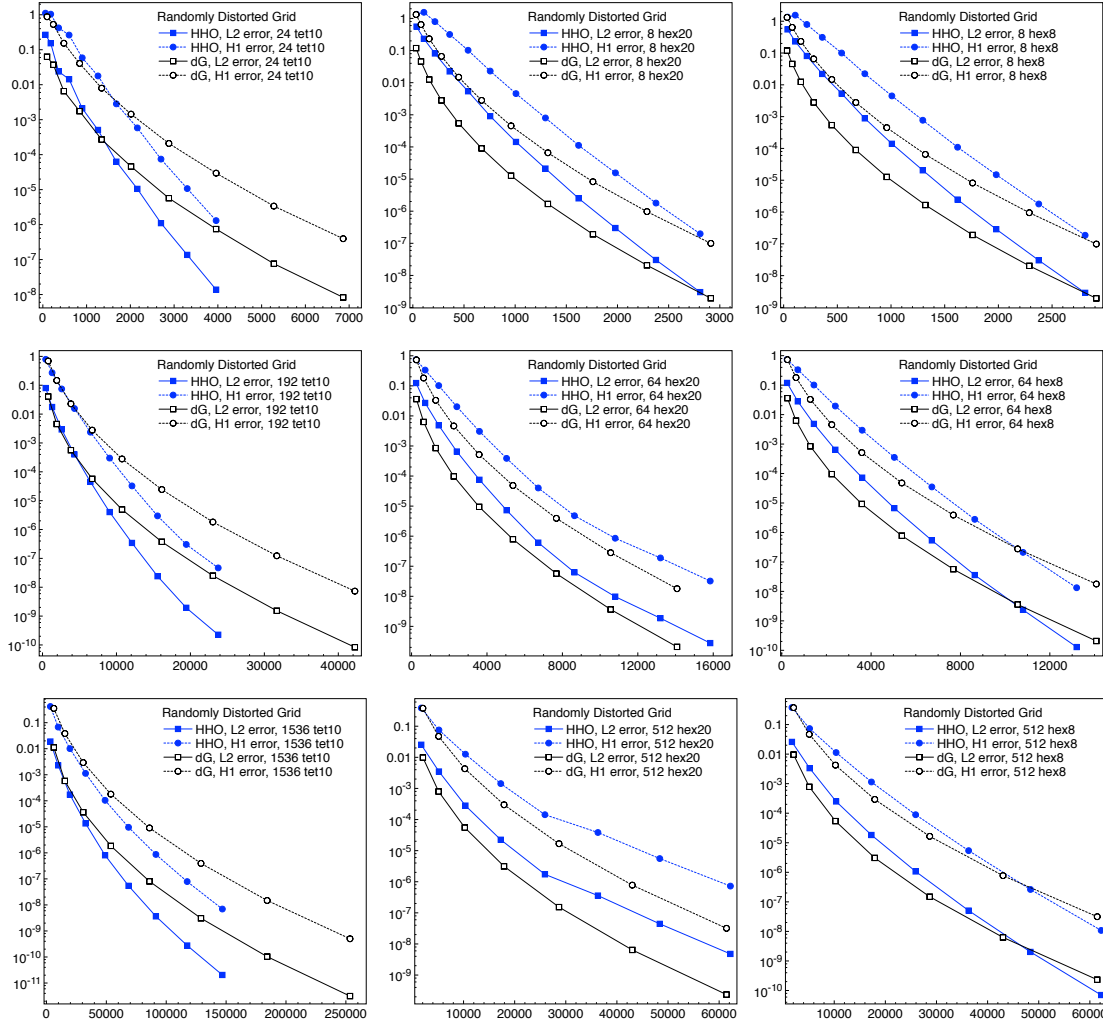


Figure 12: Error versus DOFs number. p -refined HHO and DG discretizations of the Poisson equation over the ten-nodes distorted tetrahedral meshes of Figure 2a (first column), the twenty-nodes distorted hexahedral meshes of Figure 2c (second column) and the eight-nodes distorted hexahedral meshes of Figure 2b (third column). HHO DOFs space is $\underline{U}_h^{k,k}$ ($k = 0, 1, \dots$), DG DOFs space is U_h^k ($k = 1, 2, \dots$).

slower than for DG methods when increasing the polynomial degree.

The numerical results reported in Figures 11 and 12 for two-dimensional randomly distorted triangular and quadrilateral meshes, and three-dimensional randomly distorted hexahedral and tetrahedral meshes, respectively, confirm this trend in all but the hexahedral meshes. In particular, the randomly distorted twenty-nodes hexahedral meshes seem more favorable to p -refined DG discretizations rather than HHO discretizations. This behaviour can be explained taking into account the following aspects:

- For the DG discretizations, we have chosen the smallest possible polynomial space $\mathbb{P}_d^k(T)$ over each $T \in \mathcal{T}_h$, irrespectively of the element shape.
- For HHO discretizations, the global number of DOFs is proportional to the number of faces, and hexahedral elements have an unfavourable number of faces per element compared to tetrahedra.
- The effective mapping order \mathbf{m} is higher for eight-nodes quadrilateral faces ($\mathbf{m} = 3$), as compared to six-nodes triangular mesh faces and four-nodes quadrilateral mesh faces ($\mathbf{m} = 2$). Accordingly, the convergence degradation of reference frame polynomial spaces $\mathbb{P}_{d-1}^{\mathbf{m}}(\sigma)$ is the most severe of the lot, and requires higher polynomial degrees on faces to compensate.

We also notice that we have placed ourselves in the worst-case scenario, where all the faces are curved. If curved faces only occur on the boundary of the domain, a significant reduction in the number of DOFs can be obtained for HHO using equal element and face polynomial orders for the internal faces.

6 Agglomeration coarsening

Besides the advantage in terms of accuracy per DOF, one of the major benefits of p -convergence with respect to h -convergence is the fact that the former is a single grid strategy, while the latter requires to generate a h -refined mesh sequence. Clearly, in order to keep the global number of DOFs under control and fruitfully exploit high polynomial degrees, a grid conceived for p -refinement must be coarse enough. On the other hand, when considering a complex domain Ω , the mesh must also meet the conflicting requirement of providing a satisfactory approximation Ω_h of the domain: a rough approximation can be highly detrimental in terms of accuracy. In particular, the enforcement of boundary conditions on $\partial\Omega_h$ might lead to large consistency errors that are not settled increasing the polynomial degree k .

Unfortunately, generating a coarse high-order grid \mathcal{T}_h that provides a satisfactory representation of the domain boundary $\partial\Omega$ is often a non-trivial task. In practice, building a h -refined mesh sequence might be both less expensive and time consuming. Moreover, h -refined mesh sequences can be constructed in such a way that Ω_h is a better and better approximation of Ω as h decreases.

In this context, the support of arbitrarily shaped elements in HHO and DG discretizations comes into play, providing an unprecedented flexibility by means of agglomeration coarsening. Starting from a fine first- or second-order grid \mathcal{T}_h , an agglomerated grid \mathcal{T}_H can be generated on the fly by clustering together the cells of the fine grid, as detailed in Section 6.1 below.

The grid \mathcal{T}_H can be made arbitrarily coarse, so that $\text{card}(\mathcal{T}_H) \ll \text{card}(\mathcal{T}_h)$, while keeping the approximation of the computational domain unchanged, i.e., $\Omega_H = \Omega_h$.

6.1 Agglomerated mesh

Starting from a mesh \mathcal{T}_h , we can define a coarsened mesh $\mathcal{T}_H = \{\mathfrak{T}\}$ by agglomeration. More precisely, we suppose that (i) \mathcal{T}_H partitions $\Omega_h := \bigcup_{T \in \mathcal{T}_h} \bar{T} \setminus \partial\Omega$ in the sense that $\bigcup_{\mathfrak{T} \in \mathcal{T}_H} \bar{\mathfrak{T}} = \bar{\Omega}_h$; (ii) every agglomerated element $\mathfrak{T} \in \mathcal{T}_H$ is an open bounded connected subset of Ω and there exists a set of *sub-elements* $\mathcal{T}_{\mathfrak{T}} \subset \mathcal{T}_h$ such that

$$\bar{\mathfrak{T}} = \bigcup_{T \in \mathcal{T}_{\mathfrak{T}}} \bar{T}.$$

We define a *facet* F of $\mathfrak{T} \in \mathcal{T}_H$ as a portion of its boundary $\partial\mathfrak{T}$ such that $F \in \mathcal{F}_h$. Facets are collected in the set $\mathcal{F}_h^H \subset \mathcal{F}_h$. By definition, for every facet there exists a reference face $\sigma \in \mathcal{K}^{d-1}$ and a polynomial mapping Ψ_F such that $F = \Psi_F(\sigma)$. We define an agglomerated face \mathfrak{F} of $\mathfrak{T} \in \mathcal{T}_H$ as a portion of $\partial\mathfrak{T}$ such that either $\mathfrak{F} = \partial\mathfrak{T} \cap \partial\Omega$ or there exists $\mathfrak{T}' \in \mathcal{T}_H$, $\mathfrak{T}' \neq \mathfrak{T}$, such that $\mathfrak{F} = \partial\mathfrak{T} \cap \partial\mathfrak{T}'$. Agglomerated faces are collected in the set \mathcal{F}_H . For every agglomerated face $\mathfrak{F} \in \mathcal{F}_H$ we introduce the set $\mathcal{F}_{\mathfrak{F}} \subset \mathcal{F}_h^H$ collecting the facets partitioning \mathfrak{F} , i.e., such that $\bar{\mathfrak{F}} = \bigcup_{F \in \mathcal{F}_{\mathfrak{F}}} \bar{F}$.

Both HHO and DG discretizations can be extended to support agglomerated meshes pending the following changes:

- For both HHO and DG discretizations: \mathcal{T}_h is replaced by \mathcal{T}_H and, correspondingly, $T \in \mathcal{T}_h$ is replaced by $\mathfrak{T} \in \mathcal{T}_H$.
- For DG discretizations only: \mathcal{F}_h is replaced by \mathcal{F}_H and, correspondingly, $F \in \mathcal{F}_h$ is replaced by $\mathfrak{F} \in \mathcal{F}_H$.
- For HHO discretizations only: \mathcal{F}_h is replaced by \mathcal{F}_h^H .

6.2 Numerical results

In what follows, we use agglomeration coarsening to demonstrate that p -convergence can be fruitfully exploited to reduce the error with respect to exact solution up to a tight tolerance. Most importantly, this can be achieved starting from a single standard fixed fine mesh \mathcal{T}_h of a curved computational domain. To assess the p -convergence rates of the DG and HHO methods we consider the test case of Gobbert and Yang [26]: the computational domain is unit annulus $\Omega = \{0.5 < x^2 + y^2 < 1.5\}$ and we consider the following exact solution of the Poisson equation:

$$u(\mathbf{x}) = \cos(\pi\sqrt{x^2 + y^2}), \quad (27)$$

with suitable forcing term f . The solution (27) vanishes on the exact boundary $\partial\Omega$. We consider second-order six-nodes triangular mesh sequences and the following discretizations of the homogeneous boundary condition:

$$\text{Choice 1: } u(\mathbf{x})|_{\partial\Omega_h} = \cos(\pi\sqrt{x^2 + y^2}), \quad (28a)$$

$$\text{Choice 2: } u(\mathbf{x})|_{\partial\Omega_h} = 0. \quad (28b)$$

The choice (28a) neglects any influence of the domain discretization as we are using the exact solution on $\partial\Omega_h$; instead, the choice (28b) introduces, on the other hand, a consistency error since, in our case, $\partial\Omega_h \neq \partial\Omega$.

The agglomerated and regular h -coarsened mesh sequences are built as follows:

- *Agglomerated mesh sequence (Figure 13a)*: we agglomerate on top of a fine 40k six-nodes triangular elements grid \mathcal{T}_h . Starting from a 4k agglomerated elements grid \mathcal{T}_{H_1} (obtained by agglomerating ten fine grid elements on average), for $i \in \{2, \dots, 8\}$, we construct agglomerated meshes such that $\text{card}(\mathcal{T}_{H_i}) = \text{card}(\mathcal{T}_{H_{i-1}}) \left(\frac{\dim(\mathbb{P}_d^{i-1})}{\dim(\mathbb{P}_d^i)} \right)$.
- *Regular mesh sequence (Figure 13b)*: we mimic the mesh cardinality of the agglomerated mesh sequence, that is $\text{card}(\mathcal{T}_{h_i}) \approx \text{card}(\mathcal{T}_{H_i})$, such that $h_i \approx H_i$.

Note that the discrete computational domain $\Omega_{H_i} = \Omega_h$ is fixed when we consider the agglomerated mesh sequence, depending solely on the underline grid \mathcal{T}_h . As opposite, coarser regular meshes provide a rougher approximation of the domain boundaries $\partial\Omega_{h_i}$ when compared to finer regular meshes.

Non-conforming HHO and DG discretizations are considered over agglomerated and regular mesh sequences using both boundary condition choices in (28).

- *DG*: we consider the spaces $\mathbf{U}_{H_i}^i$ and $\mathbf{U}_{h_i}^i$, the resulting DG discretizations have approximatively 12k DOFs.
- *HHO*: we consider equal-order HHO discretizations based of the spaces $\underline{\mathbf{U}}_{H_i}^{i-1, i-1}$ and $\underline{\mathbf{U}}_{h_i}^{i-1, i-1}$. Note that degree k DG and degree $k - 1$ HHO discretizations provide the same h -convergence rates.

The convergence results shown in Table 5 and Figure 14 demonstrate the ability of approaching (up to 10^{-9}) the exponential convergence results obtained enforcing the exact boundary condition (28a) using agglomerated mesh sequences together with the boundary condition (28b). Instead, the lack of consistency for the regular mesh sequence is clearly appreciable as the discretization is unable to provide an error in the L^2 -norm lower than 10^{-5} using the boundary condition in (28b).

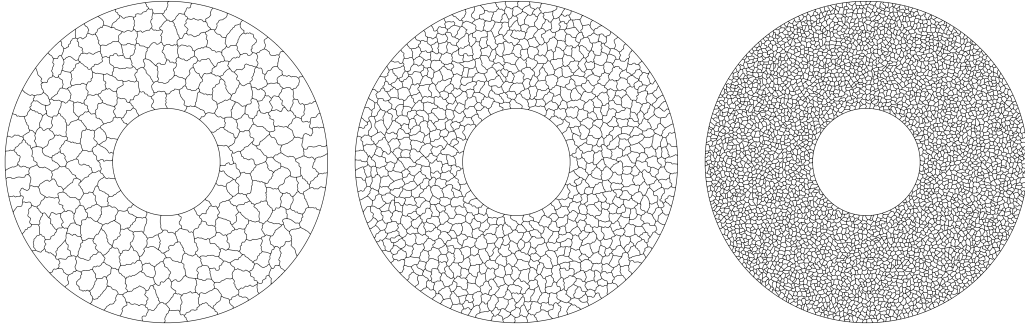
It is interesting to remark that DG solutions based on the boundary condition in (28a) provide comparable results over the agglomerated and regular mesh sequence since the number of DOFs is proportional to the number of mesh elements. As opposite, HHO discretizations based on the boundary condition in (28a) perform better on the agglomerated grid but also require a significantly higher number of DOFs, see Table 5. This is due to the fact that agglomerated elements have a significantly higher number of facets as compared to triangular elements, hence $\text{card}(\mathcal{F}_h^H) \gg \text{card}(\mathcal{F}_h)$ even if $\text{card}(\mathcal{T}_H) \cong \text{card}(\mathcal{T}_h)$.

7 Conclusion

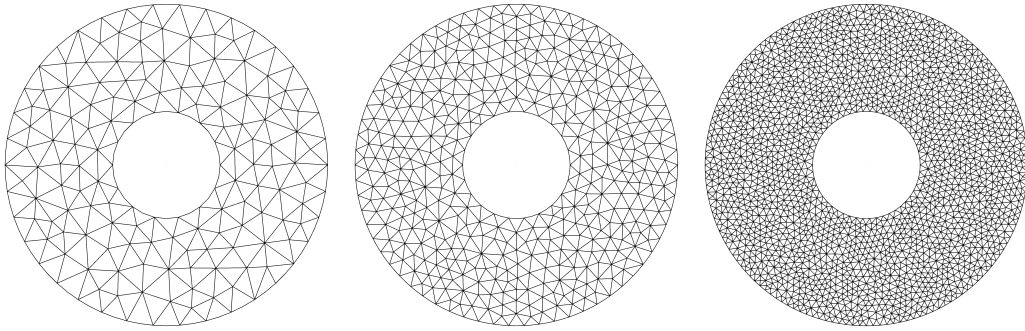
We assessed the convergence rates of a new adaptation of the HHO method to curved meshes based on physical frame polynomial spaces over mesh elements and reference frame polynomial spaces over mesh faces. We verified, by means of carefully crafted numerical test cases,

Table 5: p -convergence of HHO and DG discretizations on h -coarsened agglomerated and regular mesh sequence of Figures 13a-13b. L^2 and H^1 measure the error in $L^2(\Omega_h)$ norm with respect to the exact solution and the exact solution gradient, respectively, using the boundary condition in (28a) and (28b) (ex_{BC} and ho_{BC}, respectively).

k	card(\mathcal{T}_h)	card(\mathcal{F}_h)	DOFs	L^2 ex _{BC}	L^2 ho _{BC}	H^1 ex _{BC}	H^1 ho _{BC}
DG discretizations on agglomerated meshes ($\mathcal{T}_h = \mathcal{T}_H, \mathcal{F}_h = \mathcal{F}_H$)							
1	4080	11683	12240	3.04e-03	3.04e-03	2.32e-01	2.32e-01
2	1978	5804	11868	9.07e-05	9.07e-05	1.232e-02	1.23e-02
3	1190	3549	11900	5.13e-06	5.13e-06	6.32e-04	6.32e-04
4	804	2399	12060	2.32e-07	2.32e-07	3.03e-05	3.03e-05
5	572	1709	12012	1.94e-08	1.90e-08	2.09e-06	2.09e-06
6	426	1278	11928	4.24e-09	8.20e-10	9.77e-08	9.73e-08
7	330	989	11880	4.16e-09	7.79e-11	1.32e-08	8.31e-09
8	274	820	12330	4.16e-09	3.33e-12	1.05e-08	3.69e-10
DG discretizations on standard meshes							
1	4082	6222	12246	3.44e-03	3.44e-03	2.49e-01	2.49e-01
2	2060	3160	12360	1.08e-04	1.08e-04	1.34e-02	1.34e-02
3	1156	1786	11560	9.24e-06	7.31e-06	7.49e-04	7.49e-04
4	816	1268	12240	1.11e-05	3.58e-07	1.05e-04	3.97e-05
5	596	932	12516	1.61e-05	2.22e-08	1.50e-04	2.29e-06
6	412	648	11536	3.92e-05	1.83e-09	3.36e-04	1.76e-07
7	318	504	11448	6.72e-05	1.33e-10	5.48e-04	1.28e-08
8	280	446	12600	6.67e-05	5.25e-12	5.58e-04	5.32e-10
HHO discretizations on agglomerated grids ($\mathcal{T}_h = \mathcal{T}_H, \mathcal{F}_h = \mathcal{F}_h^H$)							
0	4080	19160	19160	1.83e-03	1.83e-03	2.31e-01	2.31e-01
1	1978	13636	27270	4.29e-04	4.29e-04	1.48e-02	1.48e-02
2	1190	10673	32019	7.09e-06	7.09e-06	9.14e-04	9.14e-04
3	804	8846	35384	7.71e-07	7.69e-07	5.06e-05	5.06e-05
4	572	7575	37875	2.44e-08	2.33e-08	3.63e-06	3.63e-06
5	426	6596	39576	3.37e-09	2.12e-09	1.89e-07	1.89e-07
6	330	5915	41405	4.14e-09	9.36e-11	1.91e-08	1.62e-08
7	274	5412	43296	4.16e-09	5.34e-12	1.03e-08	7.86e-10
HHO discretizations on standard grids							
0	4082	6222	6222	1.01e-02	1.01e-02	2.91e-01	2.91e-01
1	2060	3160	6320	1.53e-03	1.53e-03	3.92e-02	3.92e-02
2	1156	1786	5358	6.23e-05	6.28e-05	4.71e-03	4.71e-03
3	816	1268	5072	1.66e-05	7.25e-06	3.87e-04	3.82e-04
4	596	932	4660	1.62e-05	3.83e-07	9.92e-05	3.18e-05
5	412	648	3888	3.91e-05	3.61e-08	2.66e-04	3.35e-06
6	318	504	3528	6.70e-05	2.98e-09	4.58e-04	2.88e-07
7	280	446	3568	6.67e-05	1.81e-10	5.38e-04	1.62e-08



(a) Agglomerated mesh sequence built on top of a 40k six-nodes triangular mesh.



(b) Six-nodes triangular mesh sequence.

Figure 13: Sequences of meshes of the unit annulus.

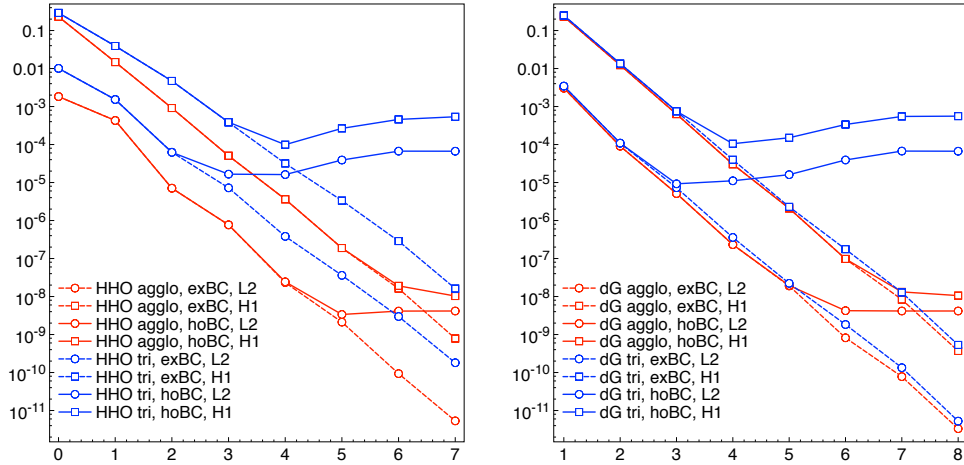


Figure 14: Error versus polynomial degree. p -convergence of HHO and DG discretizations on h -coarsened agglomerated and regular mesh sequence of Figures 13a-13b. L^2 and H^1 measure the error in $L^2(\Omega_h)$ norm with respect to the exact solution and the exact solution gradient, respectively, using the boundary condition in (28a) and (28b) (exBC and hoBC, respectively).

that optimal approximation properties of the potential reconstruction operator can be recovered by increasing the degree of face polynomial spaces by a suitable amount with respect to element polynomial spaces. This amount can be theoretically estimated according to the face shape and the mapping properties so as to counterbalance the convergence degradation affecting reference frame polynomials in case of non-linear mappings.

We demonstrated (and motivated by analyzing the error of the reconstructed potential with respect to the exact solution) that optimal convergence rates can be expected on *non-pathological* mesh sequences for standard HHO approximations using the same polynomial degree on both elements and faces. By non-pathological we mean here that they tend towards an affine mesh when the meshsize is reduced. On the other hand, when dealing with *pathological* mesh sequences (for which the curvature of the elements is maintained upon refinement), the numerical evidence shows that most of the time sufficient accuracy can be obtained by increasing the face polynomial degree by 1. Clearly, non-pathological mesh sequences are representative of most practical applications thanks to the availability of good mesh generators, see e.g. [32]. As opposite, handling pathological mesh sequences may be relevant in the context of moving and deformable mesh methods. We remark that, both in pathological and non-pathological mesh sequences, we considered the worst possible configuration where all the elements are curved, not only the elements that are adjacent to domain boundaries.

The comparison of HHO and DG methods with the same convergence rates in h shows that the errors in both the L^2 - and H^1 -norms are comparable, with a small but perceptible advantage of DG in terms of accuracy per DOF for polynomial degrees greater than one. This behavior is documented comparing (i) HHO discretization based on the equal-order space $\underline{U}_h^{k,k}$ HHO with DG discretization based on the space U_h^{k+1} over non-pathological mesh sequences and (ii) HHO discretizations based on the enriched space $\underline{U}_h^{k,k+1}$ with DG based on the space U_h^{k+1} over pathological mesh sequences.

The comparison of p -refined HHO and DG discretizations based on the sequences of spaces $\{\underline{U}_h^{k,k}\}_{k \geq 0}$ and $\{U_h^k\}_{k \geq 1}$, respectively, shows that HHO methods have a neat advantage in terms of accuracy per DOF in two space dimensions, both on triangular and quadrilateral pathological mesh sequences. In three space dimensions, this advantage is maintained on tetrahedral mesh sequences, while the performance of the two non-conforming methods is comparable on hexahedral mesh sequences. It is interesting to remark that, among standard three dimensional elements shapes (also including e.g. prismatic and pyramidal elements), tetrahedral and hexahedral meshes have the highest and the lowest mesh elements to mesh faces cardinality ratio, respectively. Since the DOF count is face-based for HHO methods and element-based for DG methods, it is no surprise that HHO shines on tetrahedral meshes.

To conclude, asymptotically small discretization errors have been achieved employing high-order HHO and DG discretizations over a unit annulus computational domain with curved boundaries. Remarkably, error reduction is pursued considering high-polynomial degrees over meshes obtained by agglomeration coarsening of a second-order six-nodes triangular grid obtained with standard mesh generators. Agglomeration-coarsening has been designed to provide a uniform number of DOFs while increasing the polynomial degree in case of dG discretizations. In view of the discussion in the previous paragraph, DG seems the choice of preference in this context, since on agglomerated mesh sequences the average number of faces per mesh element is typically much larger than on standard grids. Variations of the

HHO method that improve its behaviour on agglomerated meshes are currently under study, and will make the object of a future work.

Acknowledgements We acknowledge the support of Agence Nationale de la Recherche through grant HHOMM (ANR-15-CE40-0005) and of University of Bergamo through the project ITALY – Italian TALented Young researchers.

References

- [1] P. F. Antonietti, A. Cangiani, J. Collis, Z. Dong, E. H. Georgoulis, S. Giani, and P. Houston. *Review of Discontinuous Galerkin Finite Element Methods for Partial Differential Equations on Complicated Domains*, pages 281–310. Springer International Publishing, Cham, 2016.
- [2] P. F. Antonietti, S. Giani, and P. Houston. *hp*-version composite discontinuous Galerkin methods for elliptic problems on complicated domains. *SIAM Journal on Scientific Computing*, 35(3):A1417–A1439, 2013.
- [3] D. N. Arnold, D. Boffi, and R. S. Falk. Approximation by quadrilateral finite elements. *Mathematics of Computation*, 71(239):909–922, 2002.
- [4] F. Bassi, L. Botti, and A. Colombo. Agglomeration based physical frame dG discretizations: An attempt to be mesh free. *Mathematical Models and Methods in Applied Sciences*, 24(08):1495–1539, 2014.
- [5] F. Bassi, L. Botti, A. Colombo, D. A. Di Pietro, and P. Tesini. On the flexibility of agglomeration based physical space discontinuous Galerkin discretizations. *Journal of Computational Physics*, 231(1):45–65, 2012.
- [6] F. Bassi, L. Botti, A. Colombo, and S. Rebay. Agglomeration based discontinuous Galerkin discretization of the Euler and Navier-Stokes equations. *Computers & Fluids*, 61:77–85, 2012.
- [7] F. Bassi, A. Crivellini, D. A. Di Pietro, and S. Rebay. An artificial compressibility flux for the discontinuous Galerkin solution of the incompressible Navier-Stokes equations. *Journal of Computational Physics*, 218:794–815, 2006.
- [8] F. Bassi, S. Rebay, G. Mariotti, S. Pedinotti, and M. Savini. A high-order accurate discontinuous finite element method for inviscid and viscous turbomachinery flows. In R. Decuyper and G. Dibelius, editors, *Proceedings of the 2nd European Conference on Turbomachinery Fluid Dynamics and Thermodynamics*, pages 99–108, Antwerpen, Belgium, March 5–7 1997. Technologisch Instituut.
- [9] L. Beirão da Veiga, F. Brezzi, A. Cangiani, G. Manzini, L. D. Marini, and A. Russo. Basic principles of virtual element methods. *Mathematical Models and Methods in Applied Sciences*, 23(01):199–214, 2013.
- [10] L. Botti. Influence of reference-to-physical frame mappings on approximation properties of discontinuous piecewise polynomial spaces. *Journal of Scientific Computing*, 52(3):675–703, 2012.
- [11] S. C. Brenner and L. R. Scott. *The Mathematical Theory of Finite Element Methods*. Springer-Verlag, New York–Berlin–Heidelberg, 3rd edition, 2008.
- [12] F. Brezzi, G. Manzini, D. Marini, P. Pietra, and A. Russo. Discontinuous Galerkin approximations for elliptic problems. *Numerical Methods for Partial Differential Equations*, 16:365–378, 2000.
- [13] J. Chan, R. J. Hewett, and T. Warburton. Weight-adjusted discontinuous Galerkin methods: curvilinear meshes. Preprint [arXiv:1608.03836](https://arxiv.org/abs/1608.03836) [math.NA], August 2016.
- [14] J. Chan, R. J. Hewett, and T. Warburton. Weight-adjusted discontinuous Galerkin methods: wave propagation in heterogeneous media. Preprint [arXiv:1608.01944](https://arxiv.org/abs/1608.01944) [math.NA], August 2016.
- [15] M. Cicuttin, D. A. Di Pietro, and A. Ern. Implementation of Discontinuous Skeletal methods on arbitrary-dimensional, polytopal meshes using generic programming. Preprint [hal-01429292](https://hal.archives-ouvertes.fr/hal-01429292), January 2017.
- [16] D. A. Di Pietro and J. Droniou. A Hybrid High-Order method for Leray–Lions elliptic equations on general meshes. *Mathematics of Computation*, 86(307):2159–2191, 2017.
- [17] D. A. Di Pietro and J. Droniou. $W^{s,p}$ -approximation properties of elliptic projectors on polynomial spaces, with application to the error analysis of a Hybrid High-Order discretisation of Leray–Lions problems. *Mathematical Models and Methods in Applied Sciences*, 27(05):879–908, 2017.

- [18] D. A. Di Pietro and A. Ern. *Mathematical Aspects of Discontinuous Galerkin Methods*, volume 69 of *Maths & Applications*. Springer-Verlag, 2011.
- [19] D. A. Di Pietro and A. Ern. A hybrid high-order locking-free method for linear elasticity on general meshes. *Comput. Meth. Appl. Mech. Engrg.*, 283:1–21, 2015.
- [20] D. A. Di Pietro, A. Ern, and S. Lemaire. An arbitrary-order and compact-stencil discretization of diffusion on general meshes based on local reconstruction operators. *Comput. Meth. Appl. Math.*, 14(4):461–472, 2014. Open access (editor’s choice).
- [21] D. A. Di Pietro, A. Ern, and S. Lemaire. An arbitrary-order and compact-stencil discretization of diffusion on general meshes based on local reconstruction operators. *Computational Methods in Applied Mathematics*, 14(4):461 – 472, 2017.
- [22] D. A. Di Pietro and R. Tittarelli. *Lectures from the fall 2016 thematic quarter at Institut Henri Poincaré*, chapter An introduction to Hybrid High-Order methods. Springer, 2017. Accepted for publication. Preprint [arXiv:1703.05136](https://arxiv.org/abs/1703.05136) [math.NA].
- [23] T. Dupont and R. Scott. Polynomial approximation of functions in Sobolev spaces. *Mathematics of Computation*, 34(150):441–463, 1980.
- [24] K. J. Fidkowski. A hybridized discontinuous galerkin method on mapped deforming domains. *Computers & Fluids*, 139:80 – 91, 2016. 13th USNCCM International Symposium of High-Order Methods for Computational Fluid Dynamics - A special issue dedicated to the 60th birthday of Professor David Kopriva.
- [25] G. J. Gassner, F. Lörcher, C.-D. Munz, and J. S. Hesthaven. Polymorphic nodal elements and their application in discontinuous galerkin methods. *Journal of Computational Physics*, 228:1573–1590, 2009.
- [26] K. Gobbert and S. Yang. Numerical Demonstration of Finite Element Convergence for Lagrange Elements in COMSOL Multiphysics. In *Proceedings of the COMSOL Conference 2008 Boston*, 2008.
- [27] Ceren Gürkan, Esther Sala-Lardies, Martin Kronbichler, and Sonia Fernández-Méndez. extended hybridizable discontinuous galerkin (x-hdg) for void problems. *J. Sci. Comput.*, 66(3):1313–1333, March 2016.
- [28] Alexander Jaust, Jochen Schütz, and Michael Woopen. *An HDG Method for Unsteady Compressible Flows*, pages 267–274. Springer International Publishing, Cham, 2015.
- [29] G. E. Karniadakis and S. Sherwin. *Spectral/hp Element Methods for Computational Fluid Dynamics*. Numerical Mathematics and Scientific Computation. Oxford University Press, USA, 2005.
- [30] C. Michoski, J. Chan, L. Engvall, and J.A. Evans. Foundations of the blended isogeometric discontinuous galerkin (bidg) method. *Computer Methods in Applied Mechanics and Engineering*, 305:658 – 681, 2016.
- [31] Cuong Nguyen and Jaime Peraire. An adaptive shock-capturing HDG method for compressible flows. In *20th AIAA Computational Fluid Dynamics Conference, Honolulu, Hawaii*. American Institute of Aeronautics and Astronautics, 2011.
- [32] Thomas Toulorge, Christophe Geuzaine, Jean-Francois Remacle, and Jonathan Lambrechts. Robust untangling of curvilinear meshes. *Journal of Computational Physics*, 254:8 – 26, 2013.
- [33] T. Warburton. A low-storage curvilinear discontinuous galerkin method for wave problems. *SIAM Journal on Scientific Computing*, 35(4):A1987–A2012, 2013.
- [34] X. Zhang. A curved boundary treatment for discontinuous Galerkin schemes solving time dependent problems. *Journal of Computational Physics*, 308:153 – 170, 2016.
- [35] X. Zhang and S. Tan. A simple and accurate discontinuous Galerkin scheme for modeling scalar-wave propagation in media with curved interfaces. *Geophysics*, 80(2):T83–T89, 2015.