



**HAL**  
open science

# A non-intrusive approach of goal-oriented error estimation for evolution problems solved by the Finite Element Method

Ludovic Chamoin, Pierre Ladevèze

► **To cite this version:**

Ludovic Chamoin, Pierre Ladevèze. A non-intrusive approach of goal-oriented error estimation for evolution problems solved by the Finite Element Method. *Revue Européenne de Mécanique Numérique/European Journal of Computational Mechanics*, 2008, 17 (5-7), pp.981-992. 10.3166/remn.17.981-992 . hal-01581380

**HAL Id: hal-01581380**

**<https://hal.science/hal-01581380>**

Submitted on 11 Jul 2023

**HAL** is a multi-disciplinary open access archive for the deposit and dissemination of scientific research documents, whether they are published or not. The documents may come from teaching and research institutions in France or abroad, or from public or private research centers.

L'archive ouverte pluridisciplinaire **HAL**, est destinée au dépôt et à la diffusion de documents scientifiques de niveau recherche, publiés ou non, émanant des établissements d'enseignement et de recherche français ou étrangers, des laboratoires publics ou privés.

# A non-intrusive approach of goal-oriented error estimation for evolution problems solved by the finite element method

Ludovic Chamoin\* — Pierre Ladevèze\*,\*\*

\* *LMT-Cachan (ENS Cachan/CNRS/Paris 6 University/UniverSud Paris  
61 av. du Président Wilson, F-94230 Cachan, France  
{chamoin,ladeveze}@lmt.ens-cachan.fr*

\*\* *EADS Foundation Chair "Advanced Computational Structural Mechanics"*

*ABSTRACT. In this article, we set up a non-intrusive procedure that yields for strict and high-quality error bounds of quantities of interest in linear viscoelasticity problems solved by means of the Finite Element Method. The non-intrusive feature is achieved by introducing, via a parti-tion of unity, enrichment functions in the solution of the adjoint problem (handbook techniques). The resulting goal-oriented error estimation method is thus easy to implement in a FE code and enables to consider trully pointwise quantities of interest.*

*RÉSUMÉ. Nous présentons dans cet article une procédure permettant d'obtenir de façon non-intrusive des bornes à la fois garanties et pertinentes de l'erreur sur des quantités locales pour les problèmes de viscoélasticité linéaire résolus par la Méthode des Éléments Finis. Le caractère non-intrusif est apporté par l'introduction de fonctions d'enrichissement, à l'aide d'une partition de l'unité, lors de la résolution du problème adjoint (techniques "handbook"). La méthode d'estimation d'erreur locale qui en découle est alors simple à implémenter dans un code de calcul et permet de considérer des quantités d'intérêt véritablement ponctuelles.*

*KEYWORDS: Verification, Local error, Strict bounds, Non-intrusive methods, Handbook techniques, Pointwise quantities of interest.*

*MOTS-CLÉS : Vérification, Erreur locale, Bornes garanties, Méthodes non-intrusives, Techniques handbook, Quantités ponctuelles*

# 1. Introduction

In the widespread numerical simulations carried out nowadays, a major concern remains the control of the quality of the numerical solutions obtained through approximate methods. Since the 70s, effective tools have emerged to assess global discretization error (Babuška *et al.*, 2001; Ladevèze *et al.*, 2004). Today, research intensely focuses on goal-oriented error estimation, i.e. assessment of the error on local quantities which are relevant for design purposes. The most accomplished works deal with linear static problems and give effective local error bounds (Paraschivoiu *et al.*, 1997; Prudhomme *et al.*, 1999; Pares *et al.*, 2006). However, very few works on the subject are dedicated to evolution and non-linear problems; furthermore these usually lead to bounds which lack reliability because they are not guaranteed and/or not sharp, which is a serious drawback for robust design.

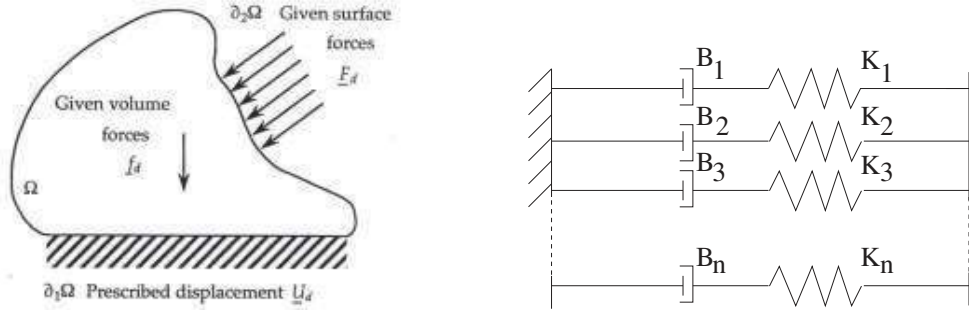
In the framework of linear viscoelasticity problems described through internal variables and solved by means of the Finite Element Method (FEM), we introduced in (Chamoin *et al.*, 2007a) a method that yields for strict and effective error bounds on local quantities. This method, which is an expansion of the basic ones given in (Ladevèze, 2006; Ladevèze, 2007), leans on classical extraction techniques (leading to the solution of an adjoint problem), the concept of dissipation error and convexity properties. It takes history effects into account and may lead to very sharp error bounds provided that the adjoint problem is solved accurately. A simple but intrusive way of reaching such an accurate solution consisted in a local refinement of the time/space mesh being used for the adjoint problem (Chamoin *et al.*, 2007a).

In this paper, we go a step further by setting up a non-intrusive procedure to solve the adjoint problem precisely, in the sense that we keep unchanged the discretization parameters (mesh, operators) defined for the reference (or primal) problem (Chamoin *et al.*, 2007b). We use for that handbook techniques (Strouboulis *et al.*, 2000) that consist in introducing enrichment functions via the Partition of Unity Method (PUM) when solving the adjoint problem with the FEM. These functions correspond to locally (quasi-)exact solutions of the adjoint problem; they are computed analytically or numerically in a (semi-)infinite domain. As a result, we get high-quality error bounds at low cost without any remeshing. Furthermore, the method enables to consider truly pointwise quantities of interest in space and time by using as enrichment functions the well-known and possibly infinite energy Green's functions.

## 2. Reference problem and dissipation error

### 2.1. The reference problem

We consider the structure  $\Omega$ , with boundary  $\partial\Omega$ , given in Figure 1. It is subjected over the time interval  $[0, T]$  to prescribed time-dependent mechanical solicitations  $(\underline{U}_d, \underline{f}_d, \underline{E}_d)$ . We assume that this loading is zero at  $t = 0$  and that its evolution with time is piecewise linear.



**Figure 1.** Structure and its environment (left) and rheological model used (right).

We choose a material with a linear viscoelastic behavior defined by the generalized Maxwell model. The associated rheological model (Figure 1) is constituted of an assembly of  $n$  spring/damper sets. Such a material model can be easily described by means of the generalized internal variables ( $n$ -vectors):

$$s = \begin{bmatrix} \sigma_1 \\ \cdot \\ \sigma_n \end{bmatrix} \quad e^e = \begin{bmatrix} \epsilon_1^e \\ \cdot \\ \epsilon_n^e \end{bmatrix} \quad e^p = \begin{bmatrix} \epsilon_1^p \\ \cdot \\ \epsilon_n^p \end{bmatrix} \quad e = e^e + e^p$$

where  $\epsilon_i^e$  and  $\epsilon_i^p$  are respectively the elastic and anelastic part of the total strain  $\epsilon(\underline{u})$  in set  $i$ , whereas  $\sigma_i$  are the dual variables related to the Cauchy stress tensor  $\sigma$  by  $\sum_{i=1}^n \sigma_i = \sigma$ . With these notations, the intrinsic dissipation  $d$  of the model reads:

$$d = \sum_{i=1}^n \text{Tr}[\sigma_i \dot{\epsilon}_i^p] = s \cdot \dot{e}^p.$$

Under the assumptions of quasi-static, isothermal and small perturbations state, the reference problem consists in finding a solution  $(e, s)$  that verifies:

- the compatibility equations :  $e$  is kinematically admissible ( $e$  KA);
- the equilibrium equations:  $s$  is statically admissible ( $s$  SA) ;
- the initial conditions ;
- the constitutive relations which are split into two parts:

$$e^e = \Lambda(s) ; \quad \sum_{i=1}^n \sigma_i = \sigma \quad (\text{state equations}); \quad [1]$$

$$\dot{e}^p = \mathbf{B}(s) \quad (\text{evolution laws}). \quad [2]$$

The exact solution of the reference problem, denoted  $(e_{ex}, s_{ex})$ , can not usually be reached. We thus compute an approximate solution, denoted  $(e_h, s_h)$ , of the problem using the FEM associated to a backward-Euler scheme. For that, we divide the time interval  $[0, T]$  into  $N$  time steps  $[t_k, t_{k+1}]$  ( $k = 0, \dots, N - 1$ ) and we interpolate over  $[0, T]$  the approximate solution  $(e_{h,k}, s_{h,k})$  obtained at each time point  $t_k$ .

Therefore, we define the discretization error  $\underline{u}_{ex} - \underline{u}_h$ .

## 2.2. Computation of the dissipation error

The concept of dissipation error requires the possession of a solution  $(\hat{e}, \hat{s})$ , called an admissible solution, that should verify all the equations of the reference problem except the evolution laws [2]. Such a solution can be built from the FE solution  $(e_h, s_h)$  computed previously, using techniques developed at LMT-Cachan for many years (Ladevèze *et al.*, 2004).

Dissipation error  $e_{diss}$  is thus a global measurement of the non-verification, for a given admissible solution  $(\hat{e}_h, \hat{s}_h)$ , of the evolution laws. It reads:

$$e_{diss}^2(\hat{e}_h, \hat{s}_h) = \frac{1}{2} \int_0^T \int_{\Omega} (\dot{e}_h^p - \mathbf{B}(\hat{s}_h)) \cdot \mathbf{B}^{-1}(\dot{e}_h^p - \mathbf{B}(\hat{s}_h)) d\Omega dt. \quad [3]$$

A property of the dissipation error is that it represents a global discretization error estimator taking all sources of error (time and space discretizations in our case) into account. Another property is the link between  $e_{diss}(\hat{e}_h, \hat{s}_h)$  and  $(e_{ex}, s_{ex})$  (Ladevèze *et al.*, 2004). This last property is the true engine to get strict local error bounds.

In (Chamoin *et al.*, 2007a), we slightly modified the definition of the dissipation error in order to be able to take the history effects encountered in evolution problems into account. We thus constructed a pondered dissipation error defined by:

$$E_{diss}^2(\hat{e}_h, \hat{s}_h) = \frac{1}{2} \int_0^T \int_{\Omega} a(t) (\dot{e}_h^p - \mathbf{B}(\hat{s}_h)) \cdot \mathbf{B}^{-1}(\dot{e}_h^p - \mathbf{B}(\hat{s}_h)) d\Omega dt \quad [4]$$

where  $a(t)$  is a positive time function over  $[0, T]$ .

## 3. The goal-oriented error estimation method

The quantities of interest we deal with may be local in space and time and are dedicated to viscoelasticity problems. We only consider here quantities which depend linearly on components of  $s$  or  $e$ , such as a component of the stress  $\sigma$ , of the displacement  $\underline{u}$ , of an internal variable  $\epsilon_i^p$  or of its rate  $\dot{\epsilon}_i^p$  at time  $t \in [0, T]$ . However, the case of nonlinear quantities of interest may not be a big issue provided that they are local.

In the framework of extraction techniques we use, the first step consists in putting the considered quantity of interest  $I$  in a global form:

$$I = \int_0^T \int_{\Omega} \sum_{i=1}^n \text{Tr}[\sigma_i \dot{\epsilon}_{\Sigma i}] d\Omega dt = \langle\langle s, \dot{\epsilon}_{\Sigma} \rangle\rangle = -\langle\langle \dot{e}, \tilde{s}_{\Sigma} \rangle\rangle. \quad [5]$$

The  $n$ -vectors  $\dot{\epsilon}_{\Sigma}$  and  $\tilde{s}_{\Sigma}$ , known analytically, represent the extraction function. Following the procedure described in (Becker *et al.*, 2001), we then define a new problem, called adjoint problem, which is reverse in time but remains similar to the reference problem except that the loading now consists in the prestress  $\tilde{\sigma}_{\Sigma} = \sum_{i=1}^n \tilde{\sigma}_{\Sigma i}$ . The adjoint problem thus boils down to finding a solution  $(\tilde{e}, \tilde{s})$  that verifies:

- the compatibility equations:  $\tilde{e}$  KA-0;
- the equilibrium equations:  $\tilde{s} - \tilde{s}_\Sigma$  SA-0;
- the final conditions;
- the constitutive relations (state equations and evolution laws).

In the same way as for the reference problem, we compute a FE solution  $(\tilde{e}_h, \tilde{s}_h)$  and an admissible solution  $(\hat{\tilde{e}}_h, \hat{\tilde{s}}_h)$  for the adjoint problem. Note that the time/space mesh used to solve the adjoint problem can be chosen independently from the one defined for the reference problem. The following result thus yields (technical details can be found in (Chamoin *et al.*, 2007a)):

$$|I_{ex} - I_h - I_{hh}| \leq 2 \left[ \frac{1}{2} E_{diss}^2(\hat{e}_h, \hat{s}_h) + F_0(\Delta_h) \right]^{\frac{1}{2}} \cdot [F_2(\tilde{x}_h)]^{\frac{1}{2}} \quad [6]$$

where  $I_{ex}$  (resp.  $I_h$ ) is the unknown exact value (resp. FE value) of the quantity of interest  $I$ ,  $I_{hh}$  is a correction term computed from the approximate solutions of both reference and adjoint problems,  $F_0$  and  $F_2$  are some functions known analytically,  $\Delta_h$  is a computable term that is not explicited here, and  $\tilde{x}_h = -\mathbf{B}(\hat{\tilde{s}}_h) - \hat{\tilde{e}}_h^p$ .

As a result, we obtain from [6] some strict bounds  $\xi_{inf}$  and  $\xi_{sup}$  of  $I_{ex}$ , equal to:

$$I_h + I_{hh} \pm 2 \left[ \frac{1}{2} E_{diss}^2(\hat{e}_h, \hat{s}_h) + F_0(\Delta_h) \right]^{\frac{1}{2}} \cdot [F_2(\tilde{x}_h)]^{\frac{1}{2}}.$$

REMARK. — The quantity  $I_h + I_{hh}$  can be viewed as a new approximation of  $I_{ex}$ .

Bounds  $\xi_{inf}$  and  $\xi_{sup}$  are sharp provided that term  $F_2(\tilde{x}_h)$  is small enough, i.e. when the adjoint problem is solved correctly. This can be reached by refining locally the time/space mesh used to solve the adjoint problem. However, this intrusive technique may lead to large modifications in a FE code, which is a drawback. Consequently, we rather set up a non-intrusive technique that is explained in Section 4.

## 4. Non-intrusive approach for the solution of the adjoint problem

### 4.1. General framework

Usually, the loading of the adjoint problem induces solutions presenting singularities or high gradients in some localized zones of the domain  $[0, T] \times \Omega$ . It is thus difficult to represent these solutions properly with a classical FE discretization. We propose here a procedure based on the handbook techniques developed in (Strouboulis *et al.*, 2000). It consists in introducing enrichment functions, via the Partition of Unity Method (PUM), in the set of basis functions describing the approximate displacement field. These functions are singular solutions  $(\tilde{e}^{hand}, \tilde{s}^{hand})$  of the adjoint problem loading over an infinite (or semi-infinite) domain; they are usually computed analytically in time and numerically in space and form a library of precalculated solutions.



Therefore, we now search a displacement field for the adjoint problem under the form:

$$\tilde{\underline{u}} = \sum_{j=1}^{nno^{PUM}} \psi_j \tilde{\underline{u}}^{hand} + \tilde{\underline{u}}^r$$

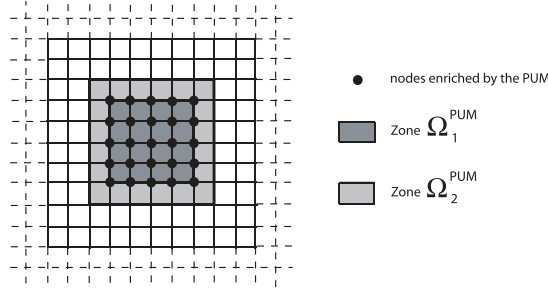
where  $\psi_j$  is the classical FE shape function associated to node  $j$ ,  $nno^{PUM}$  is the total number of nodes enriched by the PUM and  $\tilde{\underline{u}}^r$  is a displacement field to be calculated. The total solution  $(\tilde{e}, \tilde{s})$  then reads:

$$(\tilde{e}, \tilde{s}) = (\tilde{e}_{PUM}^{hand}, \tilde{s}_{PUM}^{hand}) + (\tilde{e}^r, \tilde{s}^r).$$

It is composed of two terms:

- an enrichment term  $(\tilde{e}_{PUM}^{hand}, \tilde{s}_{PUM}^{hand})$  that locally equilibrates the loading of the adjoint problem. However, it does not verify all the boundary conditions on  $\partial\Omega$ ;
- a FE term  $(\tilde{e}_h^r, \tilde{s}_h^r)$  that can be seen as a residual solution and that enables to verify all the boundary conditions on  $\partial\Omega$ .

We denote by  $\Omega^{PUM}$  the part of the domain  $\Omega$  involved in the enrichment by the PUM. It is split into two parts (Figure 2): a part  $\Omega_1^{PUM}$ , such that  $\sum_{j=1}^{nno^{PUM}} \psi_j(M) = 1 \quad \forall M \in \Omega_1^{PUM}$ , that contains the area of the structure over which the loading of the adjoint problem is applied; a part  $\Omega_2^{PUM}$  that is the complementary part of  $\Omega_1^{PUM}$  in  $\Omega^{PUM}$ .



**Figure 2.** Definition of the zones introduced with the PUM.

The new problem we thus have to solve consists in finding the residual solution  $(\tilde{e}^r, \tilde{s}^r)$ . It retains the same structure as the original adjoint problem except that the loading is changed, i.e. the equilibrium equation now reads:

$$\begin{aligned} \int_{\Omega} \text{Tr}[\tilde{\sigma}^r \epsilon(\underline{u}^*)] d\Omega &= - \int_{\partial\Omega_1^{PUM}} \tilde{\sigma}^{hand} \underline{n}_{12} \cdot \underline{u}^* d\Omega \\ &- \int_{\Omega_2^{PUM}} \text{Tr}[\tilde{\sigma}_{PUM}^{hand} \epsilon(\underline{u}^*)] d\Omega \quad \forall t \in [0, T] \quad \forall \underline{u}^* \in \mathcal{U}_0 \end{aligned} \quad [7]$$

where  $\underline{n}_{12}$  is the outgoing unit normal vector on  $\partial\Omega_1^{PUM}$ .

Equation [7] shows that the force vector no more contains singular terms, which implies that the residual solution  $(\tilde{e}^r, \tilde{s}^r)$  is relatively smooth. We can thus compute an

accurate approximate solution  $(\tilde{e}_h^r, \tilde{s}_h^r)$  of the residual solution using the FEM with the same time/space discretization as the one used for the reference problem. The method is called non-intrusive in this sense: we reuse the operators (factorized stiffness matrix, ...) of the reference problem and only the force vector has to be changed. Practically, we solve the adjoint problem in the same time as the reference problem.

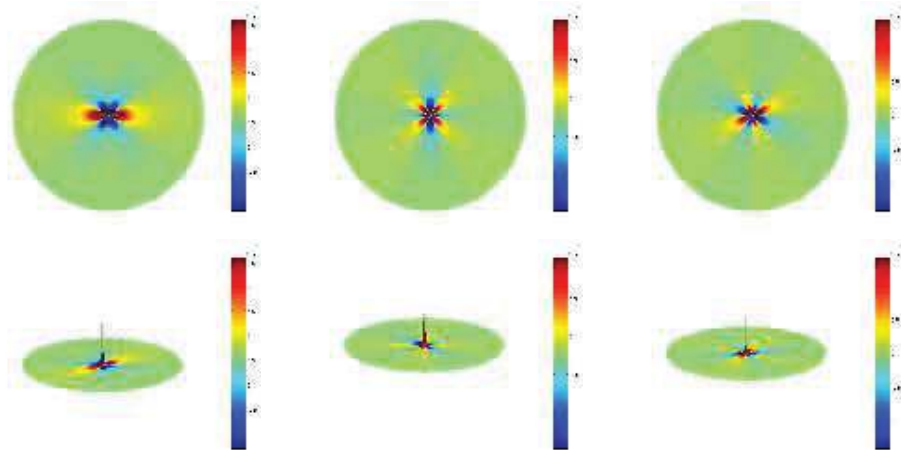
Eventually, we get an approximate solution  $(\tilde{e}_h, \tilde{s}_h)$  of the adjoint problem, such that  $(\tilde{e}_h, \tilde{s}_h) = (\tilde{e}_h^r, \tilde{s}_h^r) + (\tilde{e}_{PUM}^{hand}, \tilde{s}_{PUM}^{hand})$ . After computing an admissible residual solution  $(\hat{e}_h^r, \hat{s}_h^r)$ , the bounding result [6] holds with:

$$\tilde{x}_h = -\mathbf{B}(\hat{s}_h) - \dot{\hat{e}}_h^p = -\mathbf{B}(\hat{s}_h^r) - \dot{\hat{e}}_h^{r,p}$$

due to the fact that the evolution laws are verified by the handbook solutions. As regards term  $I_{hh}$  involved in [6], it is calculated using overintegration.

## 4.2. Case of pointwise quantities of interest

The expansion of the non-intrusive method presented above to pointwise in space quantities of interest is straightforward. Indeed, the loading of the adjoint problem (force, prestress, ...) being also pointwise in space in that case, the associated handbook functions correspond to the well-known Green functions. One can introduce such functions, even though they are infinite-energy, into the approximate solution of the adjoint problem as they do not appear in the expression of the dissipation error related to the adjoint problem. The Green functions are here calculated analytically in space and time, using a method based on strain nuclei (Love, 1944) which leads to the calculation of Galerkin vectors that are solutions of a simple biharmonic equation.

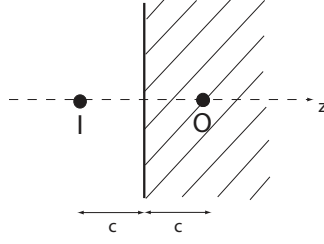


**Figure 3.** Spatial distribution of the stress field corresponding to a pointwise prestress loading over an infinite domain:  $\tilde{\sigma}_{xx}^{hand}$  (left),  $\tilde{\sigma}_{yy}^{hand}$  (center),  $\tilde{\sigma}_{xy}^{hand}$  (right).

When dealing with a semi-infinite domain, we use the image method that consists in taking contributions of other singular sollicitations into account (Sneddon *et al.*,



1964). In practice, these solicitations are applied to the image point  $I$  of the object point  $O$  where the initial pointwise loading is located (Figure 4).



**Figure 4.** *The image method.*

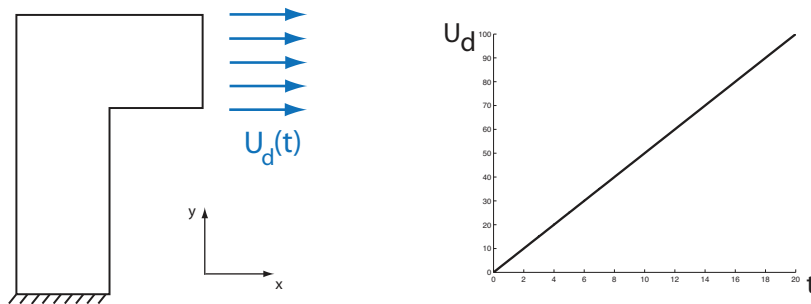
Even though the FE value  $I_h$  of a pointwise quantity at some point  $P$  within  $\Omega$  is not always defined (due to possible discontinuities of the derivatives across element boundaries), the bounding method can be applied. Indeed, [6] can be rewritten as:

$$|I_{ex} - \hat{I}_h - \hat{I}_{hh}| \leq 2 \left[ \frac{1}{2} E_{diss}^2(\hat{e}_h, \hat{s}_h) + F_0(\Delta_h) \right]^{\frac{1}{2}} \cdot [F_2(\tilde{x}_h)]^{\frac{1}{2}} \quad [8]$$

where  $\hat{I}_h$  and  $\hat{I}_{hh}$  are some quantities defined at any point  $P$  using the admissible solution  $(\hat{e}_h, \hat{s}_h)$ . Then, one can use the bounds of  $I_{ex}$  given by [8]. As in Section 4.1, one has  $\tilde{x}_h = -\mathbf{B}(\hat{s}_h^r) - \dot{\tilde{e}}_h^{r,p}$  and the calculation of the dissipation error for the adjoint problem requires the regular residual solution  $(\hat{e}_h^r, \hat{s}_h^r)$  alone.

## 5. Numerical results

In this section, we apply the non-intrusive error estimation method to a 2D problem. We consider a L-shaped structure clamped at its base and subjected to a prescribed displacement  $\underline{U}_d(t)$  along its upper right edge (Figure 5).



**Figure 5.** *The structure being considered (left) and its loading (right).*

We assume plane stress state and take a rheological model composed of three spring/damper sets. The finite element solution is obtained by discretizing the struc-

ture spatially with 64 linear QUA4 elements and dividing the time interval  $[0, T]$  ( $T = 20$  s) into 20 time steps.

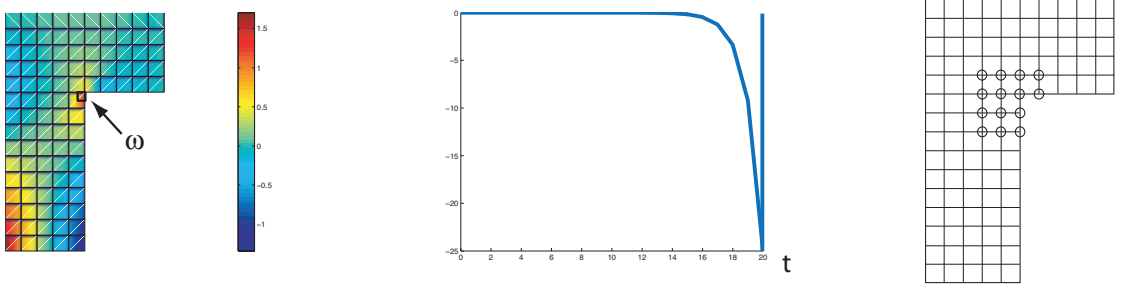
Let us note that the calculation of  $I_{ex}$ , used as the reference value, is performed using a "quasi-exact" solution obtained by means of a very refined finite element mesh ("*overkill solution*").

### 5.1. A first example

We consider the quantity of interest:

$$I = \frac{1}{|\omega|} \int_{\omega} \dot{\epsilon}_{1yy}^p|_T d\omega$$

where  $\omega$  corresponds to one-quarter of an element of the reference mesh (Figure 6). The loading of the associated adjoint problem consists in a prestress  $\tilde{\sigma}_{\Sigma}$  in  $\omega$ .



**Figure 6.** Map of Field  $\dot{\epsilon}_{1yy}^p$  at time  $T$  (left), evolution in time of  $\tilde{\sigma}_{\Sigma}$  (center) and nodes involved in the enrichment through the PUM (right).

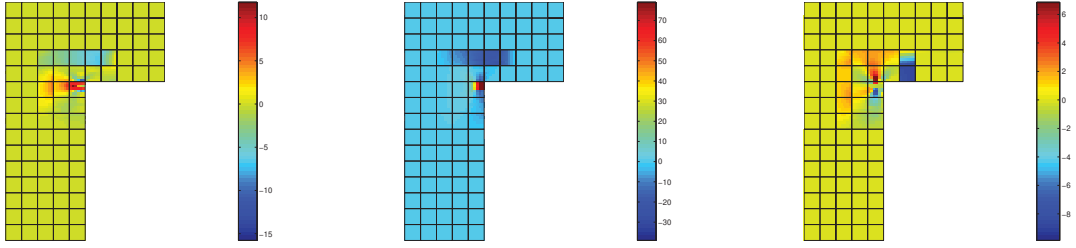
We then introduce in the solution of the adjoint problem specific handbook functions calculated analytically in time and numerically in space. They represent the (quasi-)exact solution of the adjoint problem loading over a semi-infinite domain, taking the L-shape and the local traction-free conditions into account (Figure 7).




**Figure 7.** Spatial distribution of the handbook solution  $\tilde{\sigma}^{hand}$  at time  $T$ :  $\tilde{\sigma}_{xx}^{hand}$  (left),  $\tilde{\sigma}_{yy}^{hand}$  (center),  $\tilde{\sigma}_{xy}^{hand}$  (right).

These enrichment functions are introduced through the PUM at specific nodes of the mesh which are close to the zone of application of the adjoint problem loading (Figure 6).

We show below the spatial distribution of Fields  $\tilde{\sigma}_{PUM}^{hand}$  and  $\tilde{\sigma}_h^r$  (such that  $\tilde{\sigma}_h = \tilde{\sigma}_{PUM}^{hand} + \tilde{\sigma}_h^r$ ) at time  $t = T$ .



**Figure 8.** Spatial distribution of the stress field  $\tilde{\sigma}_{PUM}^{hand}$  at time  $T$ :  $\tilde{\sigma}_{PUM_{xx}}^{hand}$  (left),  $\tilde{\sigma}_{PUM_{yy}}^{hand}$  (center),  $\tilde{\sigma}_{PUM_{xy}}^{hand}$  (right).



**Figure 9.** Spatial distribution of the stress field  $\tilde{\sigma}_h^r$  at time  $T$ :  $\tilde{\sigma}_{h_{xx}}^r$  (left),  $\tilde{\sigma}_{h_{yy}}^r$  (center),  $\tilde{\sigma}_{h_{xy}}^r$  (right).

Eventually, we get the bounds:

$$\bar{\xi}_{inf} = \frac{\xi_{inf}}{I_{ex}} = 0.97 \quad \bar{\xi}_{sup} = \frac{\xi_{sup}}{I_{ex}} = 1.02.$$

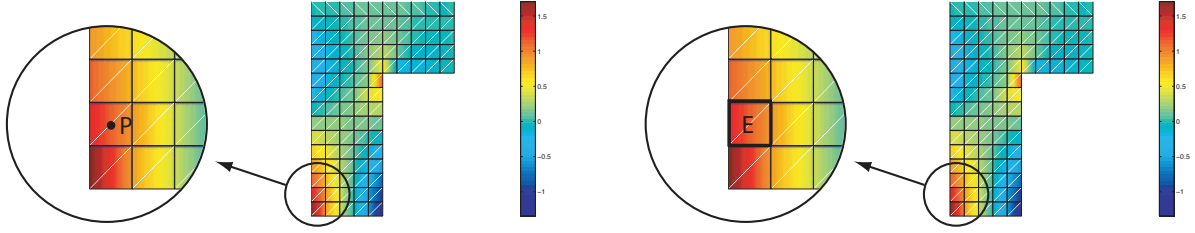
These results show that the non-intrusive method is very efficient and enables to obtain accurate bounds of localized quantities through the enrichment of only a few nodes of the space mesh.

## 5.2. Second example: error estimation on a pointwise quantity of interest

We now consider the quantity of interest:

$$I = \dot{\epsilon}_{1_{yy}}^p(P)_T$$

where  $P$  is a point that lies within an element of the mesh (Figure 10).



**Figure 10.** Definition of Point  $P$  where the quantity of interest is defined (left) and definition of Zone  $E$  (right).

The loading of the adjoint problem consists in a pointwise prestress  $\tilde{\sigma}_\Sigma(M, t)$  at Point  $P$  in the form  $\tilde{\sigma}_\Sigma(t)\delta(P)$ . The enrichment functions we use, taking traction-free boundary conditions into account, are similar to those given in Figure 3.

We then get the following bounds:

$$\bar{\xi}_{inf} = \frac{\xi_{inf}}{I_{ex}} = 0,96 \quad \bar{\xi}_{sup} = \frac{\xi_{sup}}{I_{ex}} = 1,04.$$

In addition, one can seek lower and upper bounds of  $I_{ex}(P)$  for any  $P$  within a specific local zone of interest  $E$  (Figure 10). The procedure consists in sweeping Zone  $E$  and considering that the residual solution  $(\tilde{e}_h^r, \tilde{s}_h^r)$  of the adjoint problem does not depend on the localization of  $P$  over  $E$  (practically, this is verified if zone  $\Omega^{PUM}$  is sufficiently large). Thus only the handbook function has to be changed when sweeping over  $E$ , and the following result yields:

$$|I_{ex}(P) - \hat{I}_h(P) - \hat{I}_{hh}(P)| \leq 2 \left[ \frac{1}{2} E_{diss}^2(\hat{e}_h, \hat{s}_h) + F_0(\Delta_h) \right]^{\frac{1}{2}} \cdot [F_2(\tilde{x}_h)]^{\frac{1}{2}} \quad \forall P \in E$$

We thus get the following bounds for the extremum  $I_{ex}^{max,E}$  of  $I_{ex}$  over  $E$ :

$$\xi_{inf}^E = 1.23 \quad \xi_{sup}^E = 1.31$$

whereas the value of  $I_{ex}^{max,E}$  obtained from an "overkill solution" is 1.26. Therefore, we are able to obtain high-quality lower and upper bounds for the extremum of  $I_{ex}$  over a given zone (or  $L^\infty$ -norm of  $I_{ex}$ ).

## 6. Conclusion

We presented in this paper a method that provides for strict and high-quality error bounds of local quantities in linear viscoelasticity problems. It is made non-intrusive due to the fact that by using handbook techniques, the adjoint problem is solved keeping the discretization parameters defined for the reference problem; only the loading

has to be changed. As a result, the bounding process appears in a "black-box" manner for the analyst/designer. Furthermore, this technique enables one to easily tackle pointwise quantities by using the well-known Green functions. Several numerical tests clearly illustrated the interest and efficiency of the proposed method.

In summary, this work demonstrates that reliable local error bounds can be obtained at low cost for linear evolution problems, a fact which was not really accepted by the scientific community until now. It should also be mentioned that the goal-oriented error estimation method proposed here does not use the orthogonality properties of the finite element solutions. Therefore, it could conceivably be applied to problems solved by approximation methods other than the FEM. It could also be applied to other linear parabolic problems.

## 7. References

- Babuška I., Strouboulis T., *The finite element method and its reliability*, Oxford university press, 2001.
- Becker R., Rannacher R., “ An optimal control approach to shape a posteriori error estimation in finite element methods”, *A. Iserles (Ed.), Acta Numerica, Cambridge University Press*, vol. 10, p. 1-120, 2001.
- Chamoin L., Ladevèze P., “ Bounds on history-dependent or independent local quantities in viscoelasticity problems solved by approximate methods”, *International Journal for Numerical Methods in Engineering*, vol. 71(12), p. 1387-1411, 2007.
- Chamoin L., Ladevèze P., “ A non-intrusive method to compute strict and efficient bounds of calculated outputs of interest in linear viscoelasticity problems”, *Computer Methods in Applied Mechanics and Engineering*, 2007 (accepted).
- Ladevèze P., “ Upper error bounds on calculated outputs of interest for linear and nonlinear structural problems”, *Comptes Rendus Académie des Sciences - Mécanique, Paris*, vol. 334, p. 399-407, 2006.
- Ladevèze P., “ Strict upper error bounds for computed outputs of interest in computational structural mechanics”, *Computational Mechanics (to appear)*, 2007.
- Ladevèze P., Pelle J., *Mastering Calculations in Linear and Nonlinear Mechanics*, Springer NY, 2004.
- Love A., “ A treatise on the mathematical theory of elasticity”, *Dover, New-York*, p. 186-213, 1944.
- Paraschivoiu M., Peraire J., Patera A., “ A posteriori finite element bounds for linear functional outputs of elliptic partial differential equations”, *Computer Methods in Applied Mechanics and Engineering*, vol. 150, p. 289-312, 1997.
- Pares N., Bonet J., Huerta A., Peraire J., “ The computation of bounds for linear-functional outputs of weak solutions to the two-dimensional elasticity equations”, *Computer Methods in Applied Mechanics and Engineering*, vol. 195(4-6), p. 406-429, 2006.
- Prudhomme S., Oden J., “ On goal-oriented error estimation for elliptic problems: application to the control of pointwise errors”, *Computer Methods in Applied Mechanics and Engineering*, vol. 176, p. 313-331, 1999.

Sneddon I., Hill R., *Progress in solid mechanics*, North Holland Publishing Company, Amsterdam, 1964.

Strouboulis T., Babuška I., Copps K., “ The design and analysis of the Generalized Finite Element Method”, *Computer Methods in Applied Mechanics and Engineering*, vol. 181, p. 43-69, 2000.