



HAL
open science

LFO – A Graph-based Modular Approach to the Processing of Data Streams

Benjamin Matuszewski, Norbert Schnell

► **To cite this version:**

Benjamin Matuszewski, Norbert Schnell. LFO – A Graph-based Modular Approach to the Processing of Data Streams. Web Audio Conference (WAC), Aug 2017, London, United Kingdom. hal-01580464

HAL Id: hal-01580464

<https://hal.science/hal-01580464>

Submitted on 30 Jul 2019

HAL is a multi-disciplinary open access archive for the deposit and dissemination of scientific research documents, whether they are published or not. The documents may come from teaching and research institutions in France or abroad, or from public or private research centers.

L'archive ouverte pluridisciplinaire **HAL**, est destinée au dépôt et à la diffusion de documents scientifiques de niveau recherche, publiés ou non, émanant des établissements d'enseignement et de recherche français ou étrangers, des laboratoires publics ou privés.

LFO – A Graph-based Modular Approach to the Processing of Data Streams

Benjamin Matuszewski

CICM/musidance EA1572, Université Paris 8,
UMR STMS IRCAM-CNRS-UPMC
Paris, France

benjamin.matuszewski@ircam.fr

Norbert Schnell

UMR STMS IRCAM-CNRS-UPMC
Paris, France

norbert.schnell@ircam.fr

ABSTRACT

This paper introduces `lfo` — for *Low Frequency Operators* — a graph-based Javascript (ES2015) API for online and offline processing (i.e. analysis and transformation) of data streams such as audio and motion sensor data. The library is open-source and entirely based on web standards. The project aims at creating an ecosystem consisting of platform-independent stream *operator* modules such as filters and extractors as well as platform-specific *source* and *sink* modules such as audio i/o, motion sensor inputs, and file access. The modular approach of the API allows for using the library in virtually any Javascript environment. A first set of operators as well as basic source and sink modules for web browsers and Node.js are included in the distribution of the library. The paper introduces the underlying concepts, describes the implementation of the API, and reports on benchmarks of a set of operators. It concludes with the presentation of a set of example applications.

CCS Concepts

•Information systems → Multimedia and multimodal retrieval; •Software and its engineering → Real-time systems software; Software libraries and repositories;

Keywords

HTML5, Web Audio API, Digital Signal Processing, Javascript library

1. INTRODUCTION

In many domains, software environments provide the possibility to integrate components that are compliant to a specific API to extend them by particular functionalities. Such interfaces may be used to extend host environments such as operating systems, applications, and libraries. The interest of such interfaces is two fold. From the point of view of the host environment, they allow for extending its functionalities by components that can be developed and distributed independently. On the other hand, developers can focus on the

implementation of specific extensions and significantly reduce their dependency on platform-specific issues. In some cases, such extensions are referred to as *plugins*. In case that multiple host environments implement a given plugin interface, a compliant plugin can be integrated in either of the environments.

Many sound editing and music performance applications implement one or multiple plugin interfaces (e.g. *VST*, *AudioUnits*, and *LADSPA*) for real-time and offline audio processing. The *VAMP* interface [1] initially has been created for the *SonicVisualiser* [2] audio editing and visualization environment. The interface allows for implementing plugins that extract information from audio streams and produce multi-dimensional data streams. Apart from its initial host environment, the interface has been implemented by several applications such as *Audacity*¹ and *Sonic Annotator*.²

The *PiPo* interface [11] provides a more general formalization of the processing of multi-dimensional data streams. While other audio processing interfaces only consider audio streams, the *PiPo* interface allows modules to consume and to produce streams of different dimensions and rates. Apart from some experimental implementations, the interface has been integrated into the *Max*³ audiovisual programming environment and existing modules are dedicated to the processing of audio and motion data streams.

The recent evolution of web standards and Javascript APIs such as Web Audio [9] and DeviceOrientation [12] permitted the development of audio and music applications that were previously available as native applications only. In the past years, the web platform has integrated elaborated audio and music applications that could profit from the formalization of plugin interfaces such as, for example, audio tools [3, 5, 4] and collaborative audio editors [7]. Unfortunately, available audio processing libraries such as *Meyda* [8] and *tone.js* [5] are not always modular nor provide an interface to easily integrate additional components.

The `lfo` library defines a modular framework to develop processing modules that can be connected to graphs. The interface provides a general formalization of multidimensional streams and, abstractions (i.e. Javascript classes) for modules that transform these streams. As the *PiPo* interface, the design of `lfo` focuses on processing that transforms incoming data streams or extracts information from them to produce reduced output streams of relatively low rate. The available modules distributed with the library implement



Licensed under a Creative Commons Attribution 4.0 International License (CC BY 4.0). **Attribution:** owner/author(s).

Web Audio Conference WAC-2017, August 21–23, 2017, London, UK.

© 2017 Copyright held by the owner/author(s).

¹ <http://www.audacityteam.org/>

² <http://www.vamp-plugins.org/sonic-annotator/>

³ <https://cycling74.com/products/max/>

filters, audio descriptor extractors, and platform dependent inputs and outputs.

2. CONCEPTS AND FORMALIZATION

The basic idea, `lfo` shares with the `PiPo` library, is to create a framework for software modules that implement algorithms to be applied to *afferent* data streams in interactive systems. Typically, these data streams are generated by input peripherals such as sensors and other input devices or ready from files and databases. The algorithms used to process the data streams usually reduce their information rate and/or dimensionality in terms of operations such as *filtering*, *mapping*, or *analysis*. The processed data may drive the generation and modulation of audiovisual rendering, such as audio synthesis and visualizations, or may be used to control output peripherals such as actuators and motors. Especially for the purpose of simulation, debugging and batch processing, data streams may also be read from and stored into files and databases. While some transformations, such as simple filters or scaling, solely alter the values of incoming data frames, others may reduce their dimensionality (e.g. an *RMS* or a projection onto principal components) or even produce a data stream of a different temporality. A *sample rate converter*, for example, would transform an incoming stream of frames in a given rate into a stream of a different rate. An *onset detector* could receive a stream of a constant sample rate to produce a stream of aperiodic time-tagged markers.

Graphs of Modules

The `lfo` API implements a graph based approach. As shown in figure 1, a graph generally consists of a *source* module, one or more *operator* modules and/or a terminating *sink* module.⁴ While the output of one module can be connected to the inputs of multiple other modules, each module accepts only a single input.

A *source* module usually acts as an interface to an underlying — usually platform-dependent — API for data acquisition, such as device sensor APIs (e.g. `DeviceMotion`, `DeviceOrientation`), network reception, and file input. Other source modules, such as oscillators, may output data that is generated algorithmically. A source module defines the attributes of the source data stream, such as *frame rate* and *frame size*, and outputs a stream of frames into the modules connected to its output. The *operator* modules usually implement platform-independent algorithms that process an incoming data stream and output a transformed stream. An operator can accept any kind of stream at its input or be limited to a certain kind of input stream. While the output stream of some operators inherit the attributes of the input stream, other operators may output a different kind of stream defining new attributes. A *sink* module often acts as an interface to system outputs such as peripherals, network transmission, file or database storage. Moreover, the visual rendering of a data stream is usually implemented as a sink.

Insofar the platform-dependencies of a graph are limited to its source and sink modules, stream processing that is implemented by platform-independent operator modules can easily be applied across different platforms and within different configurations on the same platform. For example,

⁴ A list of available modules is available in the documentation of the library at <http://wavesjs.github.io/waves-lfo/>.

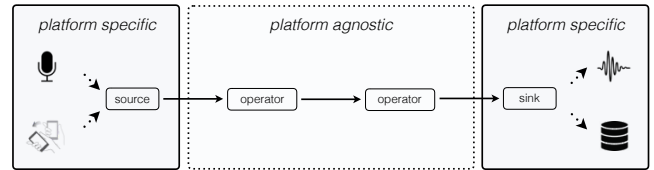


Figure 1: A basic `lfo` graph composed of a source, two operators and a sink. The figure also highlights the articulation between platform agnostic operators and platform specific sources and sinks.

the same stream processing (i.e. an operator or a chain of operators) that is applied to the accelerometer inputs of a mobile web-client to control the parameters of a Web Audio synthesis engine can be easily adapted to render the data on a graphical display (e.g. for debugging), or to transform a data stream read from a file by a `Node.js` application to control a synthesizer via a MIDI connection.

Streams of Frames

In the formalization of data streams underlying the `lfo` API, a *stream* is a succession of *frames* that consists of a *time-tag* (i.e. a timestamp associating each frame in a stream to a point in time regarding an arbitrary reference common to all modules of a graph) and *data* (i.e. the payload of the frame). Currently, the frame data can have one of three types:

- **vector**, an array of values corresponding to different dimensions (e.g. x, y, z or *mean, stddev, min, max*)
- **signal**, an array of time-domain values corresponding to a fragment of a signal
- **scalar**, a single value that can be arbitrarily considered as a one-dimensional vector or as a signal fragment of one sample

The data stream produced by an `lfo` module is characterized by a set of *stream parameters*:

- **frame size**, number of values in the frame data (i.e. number of vector dimensions or signal samples).
- **frame rate**, number of frames per second for streams of regularly sampled frames (0 otherwise).
- **frame type**, type of the frame (i.e. *vector, signal* or *scalar*).
- **source sample rate**, sample rate of the source stream (if any) in samples per second
- **source sample count**, block size of the source stream
- **description**, an array of strings describing the output dimensions of *vector* and *scalar* frames (e.g. [`'x'`, `'y'`, `'z'`], [`'mean'`, `'stddev'`, `'min'`, `'max'`])

The output stream parameters of a module are propagated to its connected modules. An operator module can define its output stream parameters as a function of its incoming stream parameters.

3. IMPLEMENTATION

The distribution of the `lfo` library provides four different entry points (see example in figure 2):

- `waves-lfo/common` contains all platform-independent operators and a few *source* and *sink* modules which do not depend on platform specific functions (e.g. `EventIn`, `Logger`).
- `waves-lfo/client` additionally exposes *source* and *sink* modules specific to web-browsers, such as bindings with the Web Audio API and real-time canvas

rendering of the output streams (e.g. `AudioInNode`, `WaveformDisplay`, `VuMeterDisplay`).

- `waves-lfo/node` includes bindings with the file system such as audio file loading and decoding as well as reading and writing of `json` and `csv` files.
- `waves-lfo/core` exposes the `BaseLfo` class and should be imported when creating extensions of the library.

```
1 import * as lfo from 'waves-lfo/node';
```

Figure 2: A code example that shows how to import the `waves-lfo/node` entry point, giving access to `source` and `sink` modules specific to the Node.js platform.

The high-level API of the library is strongly inspired by the Web Audio API interface. To create a graph, modules are connected from source to sink (see example in figure 3) using the `connect` method inherited from the `BaseLfo` class. However, while an audio graph usually connects multiple inputs to a single output, `lfo` graphs are composed of a single source that can be connected to multiple outputs. Similarly to the Web Audio API, `source` modules expose `start` and `stop` methods that allow to control the state of the graph.

```
1 import * as lfo from 'waves-lfo/client';
2 // create some lfo modules (assuming some 'AudioBuffer')
3 const audioInBuffer = new lfo.source.AudioInBuffer({
4   audioBuffer: audioBuffer,
5   frameSize: 512,
6 });
7 const rms = new lfo.operator.Rms();
8 const logger = new lfo.sink.Logger({ data: true });
9 // connect modules together
10 audioInBuffer.connect(rms);
11 rms.connect(logger);
12 // init and start the graph
13 audioInBuffer.init().then(audioInBuffer.start);
```

Figure 3: A code example that highlights the creation of a basic `lfo` graph that computes the Root Mean Square of signal frames of 512 samples and log the result in the console. The graph is composed of a source, the `AudioInBuffer`, an operator, the `Rms`, and a sink, the `Logger`.

The example in figure 3 also shows how a graph is initialized and started. When the `init` method is called, the source makes sure that each module of the graph is ready to handle incoming frames. Since the initialization of certain modules can be asynchronous, promises are used to synchronize the initialization of the graph. As part of the initialization, the source also propagates its stream parameters to the modules connected to its outlet. During this step, each module can define its own stream parameters and allocate additional memory. Stream parameters are propagated step by step through the graph down to the sink. When all modules of the graph finish their initialization — beginning from the the sink(s) and successively resolving the promises back to the source —, the source can safely start to produce frames and propagate them through the graph.

This initialization procedure allows for optimizing the performance of an `lfo` graph when processing an incoming data stream.

Independent of the data type (i.e. `vector`, `signal` or `scalar`), the data sent within the frames from one module to another is implemented as a `Float32Array`. The time-tag associated to each frame — a `Number` — is usually defined by the source of the graph using a high precision clock such as `performance.now` or `process.hrtime`.

Standalone Module API

As show in the example in figure 4, many operators can be used as standalone modules allowing for applying their algorithm to arbitrary data buffers without connecting the modules to an `lfo` graph. This alternative API allows, for example, to use the same implementation of a filter — including the initialization and state — as an `lfo` module or as a filter object that can be applied to any succession of values or arrays without explicitly using the `lfo` formalism. Moreover, compound `lfo` operators can use the standalone API of other operators. Our implementation of an `Mfcc` module, for example, uses the standalone API of the `Fft`, `Mel` and `Dct` operators.

```
1 import * as lfo from 'waves-lfo/common';
2 // create and configure the operator
3 const rms = new lfo.operator.Rms();
4 rms.initStream({ frameType: 'signal', frameSize: 1000 });
5 // process some data
6 const results = rms.inputSignal([...values]);
```

Figure 4: A code example that highlights the use of an operator, here the `Rms` operator, with the standalone API.

Bring Your Own Modules

An important motivation for the development of `lfo` was the idea to create an ecosystem of stream processing modules. While the development of applications can benefit from a rich set of modules implementing different functionalities, developers of processing algorithms may appreciate an environment to test and debug their code as well as to easily compare its performance with available implementations of similar features. In this sense, the design of the library aims at creating an easy-to-use API on both ends, the integration of existing modules into an application and the development and distribution of new modules.

As shown in the example of figure 5, an `lfo` module implements an ES2015 class that extends the `BaseLfo` class. The base class constructor must be called with the definition of the module's parameters⁵ and the user defined options that override the default parameters. To handle incoming data stream of different types, a module has to implement predefined interfaces and follow a small set of conventions. To process incoming `vector` frames the derived class has to implement the `processVector` interface. Similarly, processing `signal` frames requires the derived class to implement the `processSignal` interface.

According to the type of frames output by the previous module, incoming frames will be routed to the appropriate processing method. If the module does not implement the required interface, an error is thrown when the source is started. To handle `scalar` frames — which can be considered as `vector` as well as `signal` frames — the module first looks for a `processScalar` method, but falls back on `processVector` or `processSignal` if `processScalar` is not implemented.

For consistency as well as for performance considerations, a module should comply with the following rules:

- Any memory allocation that depends on the modules configuration and/or its stream parameters — for example to create internal ring buffers — should be done in the `processStreamParams` method called during the

⁵ Parameters are defined using a small library that implements casting and constraints for a small set of types such as `integer`, `float`, `enum` — <https://github.com/ircam-jstools/parameters>

```

1 import { BaseLfo } from 'waves-lfo/core';
2 // define class parameters
3 const parameters = {
4   factor: {
5     type: 'float',
6     default: 1,
7   },
8 };
9
10 class Multiplier extends BaseLfo {
11   constructor(options = {}) {
12     // configure the module with the defaults parameters and
13     // user defined options by passing them to the base class
14     super(parameters, options);
15   }
16   // allow the node to handle incoming `vector` frames
17   processVector(frame) {
18     const frameSize = this.streamParams.frameSize;
19     const factor = this.params.get('factor');
20     // transfer data from `frame` (output of the previous node)
21     // to the current node's frame, the data from the incoming
22     // frame should never be modified
23     for (let i = 0; i < frameSize; i++)
24       this.frame.data[i] = frame.data[i] * factor;
25   }
26 }
27 const multiplier = new Multiplier({ factor: 4 });

```

Figure 5: A code example that highlights the creation of a new operator dedicated at scaling frames by an arbitrary factor. The module implements the `processVector` interface and can then consume incoming frames of `vector` type. The example also shows how parameters of a module are defined using a small abstraction that enforces parameters casting.

initialization of the graph.

- A module must not modify incoming frames, but write the output data into its own `frame.data` buffer automatically allocated during the initialization of the graph (see code example in figure 5).

To implement a standalone API, the module should provide one or several input methods (i.e. `inputVector`, `inputSignal`, `inputScalar`) following the same conventions as the processing methods.

4. BENCHMARKS

In order to assess the implementation of the operators distributed with the `lfo` library, we produced benchmarks that compare them with the *PiPo* C/C++ library and the *Meyda* (version 4.0.5) Javascript library [8]. While the C/C++ benchmarks use the *hayai* framework⁶, the Javascript benchmarks are based on *benchmark.js*.⁷

```

1 // configure of the library
2 const fft = new lfo.operator.Fft({ ... });
3 fft.initStream({ ... });
4
5 // beginning of benchmark iteration
6 for (let i = 0; i < numFrames; i++) {
7   const start = i * frameSize;
8   const end = start + frameSize;
9   const frame = buffer.subarray(start, end);
10  const res = fft.inputSignal(frame);
11 }
12 // end of benchmark iteration

```

Figure 6: A pseudo-code example that highlights how the benchmarks are created to achieve comparability across the different libraries. A benchmark iteration consists in the processing of an entire buffer of one second sliced in frames of different sizes.

As shown in the example of figure 6, each iteration of the benchmarks consists in the extraction of a given feature on a whole sound file of 1 second (44100 samples) using different frame sizes (i.e. 256, 1024 and 4048 samples) without overlap. The last and incomplete frame is always dropped. The results are expressed in number of iterations

⁶ <https://github.com/nickbruun/hayai>

⁷ <https://benchmarkjs.com/>

per second which, given the nature of an iteration, easily allows to evaluate the real-time performance of the implemented algorithms. To get consistent and comparable results across different libraries, only the processing functions — using the *standalone* API of the `lfo` modules — are benchmarked. The measured algorithms, implemented by all tested libraries, are an *Fft*, an *Rms*, and *Mfcc* extraction.

The benchmarks have been performed on a MacBook Pro with a 2.8 GHz Intel Core i7 CPU and 16 GB of 1600 MHz DDR3 RAM under MacOS 10.11.6. The tested Javascript environments are *Node.js* (8.1.4), *Google Chrome* (59.0.3071.115, 64-bit), *Firefox* (54.0.1, 64-bit), and *Safari* (10.1). Detailed results are reported in table 1.

Frame size		256	1024	4096	
FFT					
PiPo (C/C++)		4,078	3,494	3,068	<i>it/s</i>
Node.js	lfo	330	285	266	<i>it/s</i>
	meyda	61.27	53.67	40.48	<i>it/s</i>
Chrome	lfo	455	388	358	<i>it/s</i>
	meyda	129	123	79.10	<i>it/s</i>
Firefox	lfo	542	503	446	<i>it/s</i>
	meyda	157	180	30.60	<i>it/s</i>
Safari	lfo	673	623	562	<i>it/s</i>
	meyda	23.88	18.76	18.00	<i>it/s</i>
RMS					
PiPo (C/C++)		28,662	28,498	31,954	<i>it/s</i>
Node.js	lfo	11,640	13,844	15,328	<i>it/s</i>
	meyda	57.58	51.53	40.16	<i>it/s</i>
Chrome	lfo	13,670	17,098	19,887	<i>it/s</i>
	meyda	112	108	73.53	<i>it/s</i>
Firefox	lfo	9,547	18,774	27,317	<i>it/s</i>
	meyda	74.38	79.60	29.96	<i>it/s</i>
Safari	lfo	28,284	21,691	15,472	<i>it/s</i>
	meyda	17.66	16.35	16.53	<i>it/s</i>
MFCC					
PiPo (C/C++)		2,622	2,604	2,219	<i>it/s</i>
Node.js	lfo	301	279	268	<i>it/s</i>
	meyda	36.34	31.60	28.38	<i>it/s</i>
Chrome	lfo	382	366	348	<i>it/s</i>
	meyda	52.85	38.71	36.66	<i>it/s</i>
Firefox	lfo	449	473	444	<i>it/s</i>
	meyda	72.76	82.77	27.13	<i>it/s</i>
Safari	lfo	543	538	508	<i>it/s</i>
	meyda	10.90	10.28	11.16	<i>it/s</i>

Table 1: Number of iterations per second for computing the FFT, RMS and MFCC of a sound file of 1 seconds at different frame sizes with no overlapping. The benchmarks compare three libraries, *PiPo*, *Meyda* and *lfo*.

The comparison of the `lfo` operators to the *PiPo* C/C++ implementations shows that, the library performs 5.4 to 13.5 times slower than native code for the FFT, 1.1 times to 3 times slower for the RMS and 4.4 to 9.3 times slower for the MFCC extraction. All in all, these results show that the library performs well compared to native binaries, while leaving room for improvements. The comparison to *Meyda* shows that the `lfo` operators largely outperform the functions provided by the currently most popular Javascript library available. The particularly bad performance of *Meyda*'s RMS is certainly due to the fact that the

library calculates an FFT for all audio features even if the result of the FFT is not used by the requested feature.

The benchmarks show large differences between different environments. On average, *Safari* is 1.2 times faster and *Firefox* 1.4 times faster than *Google Chrome*. The relatively poor performance of environments based on the V8 Javascript engine (i.e. *Google Chrome* and especially *Node.js*) are particularly unexpected.

Mobile Devices

Since many of our envisaged use cases imply mobile devices, our benchmarks include mobile browsers on Android and iOS. The performance of the library was measured using the same test program on both platforms. The benchmarks on Android (6.0.1) use *Google Chrome* (59.0.3071.125) and *Firefox* (54.0.1) running on a Samsung A3 (2017) with a octa-core 1.6 GHz CPU and 2 GB RAM (referred to as device *A*). On iOS (10.3.2) we used *Safari* running on an iPhone 5C with a dual-core 1.3 GHz CPU and 1 GB RAM (referred to as device *B*). Detailed results are reported in table 2.

Frame size	256	1024	4096	
FFT				
Chrome (<i>A</i>)	37.95	32.80	27.85	<i>it/s</i>
Firefox (<i>A</i>)	41.21	36.25	30.98	<i>it/s</i>
Safari (<i>B</i>)	41.04	34.50	30.76	<i>it/s</i>
RMS				
Chrome (<i>A</i>)	1,249	1,512	1,698	<i>it/s</i>
Firefox (<i>A</i>)	933	1,543	1,856	<i>it/s</i>
Safari (<i>B</i>)	887	1,612	1,748	<i>it/s</i>
MFCC				
Chrome (<i>A</i>)	33.29	31.39	27.45	<i>it/s</i>
Firefox (<i>A</i>)	36.24	34.48	30.97	<i>it/s</i>
Safari (<i>B</i>)	35.24	33.37	30.65	<i>it/s</i>

Table 2: Number of iterations per second on mobile devices for computing the FFT, RMS, MFCC of a sound file of 1 seconds at different frame sizes with no overlapping.

As expected, measured results are drastically slower by an order of magnitude compared to laptop results, and however they show that the library remains usable even in this constrained context. As an example, the slowest measurement (i.e. MFCCs in *Google Chrome* with a frame size of 4096 samples, or about 93 ms) still performs 27 times faster than real-time with a processing time of approximately 3.4 ms for each frame.

WebAssembly

The *WebAssembly* open standard [13], by enabling the usage of a binary format inside browsers, offers a new way to improve the performance of algorithms while remaining platform independent. The technology has been released as a minimum viable product in Mars 2017. Even if the *WebAssembly* implementations of some *lfo* operators are still too experimental to be shipped with the library, they give an idea of the performance improvements enabled by this technology. For this purpose, we have developed an alternative implementation of the FFT *lfo* operator based on a standard C implementation of the algorithm compiled to

WebAssembly (.wasm) using *emscripten*.⁸

Benchmarks were run using the same setup as in previous tests, using *Google Chrome* and *Firefox* on the MacBook Pro and the Android device. Results are shown in table 3.

Frame size		256	1024	4096	
PiPo (C/C++)		4,078	3,494	3,068	<i>it/s</i>
Chrome	js	455	388	358	<i>it/s</i>
	wasm	826	720	673	<i>it/s</i>
Firefox	js	542	503	446	<i>it/s</i>
	wasm	1,166	1,044	970	<i>it/s</i>
Chrome Android	js	37.95	32.80	27.45	<i>it/s</i>
	wasm	67.84	60.20	50.66	<i>it/s</i>
Firefox Android	js	41.21	36.25	30.98	<i>it/s</i>
	wasm	82.84	77.86	67.78	<i>it/s</i>

Table 3: Number of iterations per second for computing the FFT of a sound file of 1 seconds at different frame sizes with no overlapping. For each tested browser, performance of C/C++ and vanilla Javascript are compared to the performance of the *WebAssembly* execution.

Measurements show an improvement of overall performances by a factor of 1.9 on average. This confirms that the library would greatly benefit from using small *WebAssembly* modules as algorithmic units inside operators.

5. EXAMPLE APPLICATIONS

To illustrate some use cases of the library and its integration into applications, we present a set of example applications.

Mosaicking

The example application shown in figure 7 implements interactive *audio mosaicking*. This synthesis technique refers to the process of recomposing the temporal evolution of a given *target* audio file from segments cut out of *source* audio materials [10]. In the application, the user can record an excerpt of speech that is analysed by an *lfo* graph to extract the MFCCs of successive frames. The result of the analysis is used to control a concatenative synthesis process that recomposes the recorded excerpt (i.e. the *target*) using grains extracted from another audio file (i.e. the *source*). The source file is analysed server-side in *Node.js* using the same *lfo* graph as on the client-side. The application highlights how a graph of operators can be reused across different environments by simply providing platform-specific sources and sinks.

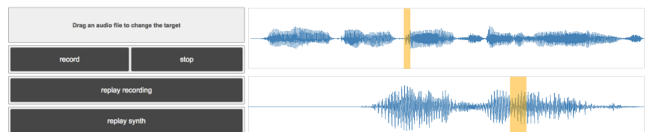


Figure 7: Screenshot of an example application that implements *audio mosaicking*, a concatenative synthesis technique based on MFCC descriptors of two audio files.

The application has been published at the following URL: <https://cdn.rawgit.com/wavesjs/waves-lfo/master/examples/mosaicking/index.html>

⁸ <https://github.com/kriipken/emscripten>

Segmentation

In the example application shown in figure 8, the audio stream captured from the microphone is sent into an `lfo` graph and analysed in real-time. The loudness and detected onsets are displayed on screen using simple visual elements. To illustrate offline abilities of the library, the user can also record few seconds from the audio stream. The recorded audio buffer is sent into a similar `lfo` graph using the same onset detection for offline segmentation. The extracted markers are displayed on top of the waveform of the recorded buffer using the `waves-ui` library [6].

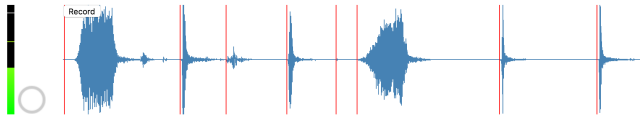


Figure 8: Screenshot of an example application that features real-time and offline analysis and segmentation of the audio signal captured by the microphone.

The application has been published at the following URL: <https://cdn.rawgit.com/wavesjs/waves-lfo/master/examples/realtime-offline-segmentation/index.html>

Networked Graph

The last example application is a proof of concept that highlights the ability to create `lfo` graphs composed of several subgraphs distributed across multiple platforms over the network. The application consists of two different web-clients. The first client, running on a mobile device, contains the source of the graph and produces frames extracted from `DeviceOrientation` events (i.e. measuring the orientation of the mobile device using inertial sensors and compass). The frames are propagated through the server to the other web-client to be graphically displayed on screen. The networked `lfo` graph is composed of three sub-graphs — one on each client and one on the server — that are connected through `WebSocket` sources and sinks.

The source code of the application is available at the following URL: <https://github.com/wavesjs/waves-lfo/tree/master/examples/networked-graph>

6. CONCLUSIONS

We have presented the `lfo` library highlighting the underlying concepts and giving some details of its implementation. The benchmarks show that the implemented modules perform very well compared to existing Javascript libraries and comparable C/C++ implementations.

We hope that the `lfo` API and formalism will be picked up by other contributors and will foster the development of an ecosystem of modules implementing a large range of algorithms as well as new platform bindings. The library easily allows for developing modules that are distributed independently of the core of the library.⁹

Even if the library has been designed with interactive audio processing and music information retrieval in mind, the `lfo` formalism does not prevent the use of existing modules in other applications nor the integration of processing algorithms from other domains.

⁹ While currently the distribution of the library includes a set of operators, sources and sinks, these modules may be separated from the core and distributed independently in the future.

7. ACKNOWLEDGMENTS

The presented work has been developed in the framework of the *CoSiMa*¹⁰ research project supported by the French National Research Agency (ANR-13-CORD-0010) and has received support from the *Rapid-Mix Project* (H2020-ICT-2014-1, Project ID 644862). We would like to thank our project partners and our colleagues at IRCAM for their precious contributions to the project. We would especially like to acknowledge Victor Saiz who has collaborated on the very first version of the library of which the basic concepts have been presented at the 1st Web Audio Conference.

8. REFERENCES

- [1] C. Cannam. The VAMP Audio Analysis Plugin API: A Programmer's Guide. <http://vamp-plugins.org/guide.pdf>, 2008.
- [2] C. Cannam, C. Landone, and M. Sandler. Sonic visualiser: An open source application for viewing, analysing, and annotating music audio files. In *18th ACM International Conference on Multimedia*, New York, NY, USA, 2010. ACM.
- [3] C. Finch, T. Parisot, and C. Needham. Peaks.js: Audio waveform rendering in the browser. <http://www.bbc.co.uk/rd/blog/2013/10/audio-waveforms>, 2013.
- [4] Katspaugh. wavesurfer.js. <http://wavesurfer-js.org/>, 2012.
- [5] Y. Mann. Interactive Music with Tone.js. In *1st Web Audio Conference*, Paris, France, 2015.
- [6] B. Matuszewski, N. Schnell, and S. Goldszmidt. Interactive Audiovisual Rendering of Recorded Audio and Related Data with the WavesJS Building Blocks. In *2nd Web Audio Conference*, Atlanta, USA, 2015.
- [7] J. Monschke. Building a Collaborative Music Production Environment Using Emerging Web Standards. Master's thesis, HTW Berlin, Germany, 2014.
- [8] H. Rawlinson, N. Segal, and J. Fiala. Meyda: an audio feature extraction library for the Web Audio API. In *1st Web Audio Conference*, Paris, France, 2015.
- [9] C. Rogers, C. Wilson, P. Adenot, and R. Toy. Web Audio API – W3C Editor's Draft. <http://webaudio.github.io/web-audio-api/>.
- [10] N. Schnell. Real-Time Audio Mosaicking. <http://recherche.ircam.fr/equipements/temps-reel/audio-mosaicking/>.
- [11] N. Schnell, D. Schwarz, and J. Larralde. PiPo, A Plugin Interface for Afferent Data Stream Processing Modules. In *18th International Society for Music Information Retrieval Conference*, Suzhou, China, 2017.
- [12] R. Tibbett, T. Volodine, S. Block, and A. Popescu. DeviceOrientation Event Specification – W3C Candidate Recommendation. <https://www.w3.org/TR/orientation-event/>.
- [13] L. Wagner, D. Gohman, D. Herman, J.-F. Bastien, and A. Zakai. WebAssembly. <http://webassembly.org/>.

¹⁰ <http://cosima.ircam.fr/>