



HAL
open science

EvoEvo Deliverable 6.2

Guillaume Beslon, Santiago F. Elena, Dominique Schneider

► **To cite this version:**

Guillaume Beslon, Santiago F. Elena, Dominique Schneider. EvoEvo Deliverable 6.2. [Research Report] INRIA Grenoble - Rhône-Alpes. 2014. <hal-01577183>

HAL Id: hal-01577183

<https://hal.science/hal-01577183v1>

Submitted on 25 Aug 2017

HAL is a multi-disciplinary open access archive for the deposit and dissemination of scientific research documents, whether they are published or not. The documents may come from teaching and research institutions in France or abroad, or from public or private research centers.

L'archive ouverte pluridisciplinaire **HAL**, est destinée au dépôt et à la diffusion de documents scientifiques de niveau recherche, publiés ou non, émanant des établissements d'enseignement et de recherche français ou étrangers, des laboratoires publics ou privés.



HAL Authorization



EvoEvo Deliverable 6.2
Project Communication Media

Due date: M3 (February 2014)
Person in charge: Guillaume Beslon
Partner in charge: INRIA
Workpackage: WP6 (Management)
Deliverable description: Project communication media: Leaflet and slideshow describing the project objectives.

Revisions:

Revision no.	Revision description	Date	Person in charge
1.0	First release of the project Leaflet and Slideshow	24/01/14	G. Beslon (INRIA)
1.1	Correction of the Leaflet by Santiago Elena and Guillaume Beslon	28/01/14	G. Beslon (INRIA)
1.2	Corrections by Dominique Schneider	29/01/14	G. Beslon (INRIA)
1.3	Correction of a typo in the leaflet	12/12/14	G. Beslon (INRIA)



Table of Contents

1. Description of the communication media.....	3
1.1. Introduction.....	3
1.2. Description of the leaflet.....	3
1.3. Project slideshow	4

1. Description of the communication media

1.1. Introduction

The communication media of the project are to be used by project members to present the project and to disseminate the concepts and results. They are thus complementary from the project website (see deliverable 6.1). The first version of the project leaflet and of the project slideshow are available on the Digital Asset Management (DAM) of the EvoEvo Intranet (media directory). Both files will be updated throughout the project to disseminate project results.

1.2. Description of the leaflet

The Leaflet is organized as an A4 double side sheet that must be folded twice vertically. It is to be printed by the partners that would like to use it.

Link to the project leaflet: http://www.evoevo.eu/download/2_-_media/leaflet_A4_V1.4.pdf



The image shows a screenshot of the first page of the project leaflet. The page is divided into several sections:

- PROJECT SUMMARY:** A section with three paragraphs of text describing the project's goals and methods.
- CONTACT:** A section with the website <http://www.evoevo.eu> and email contact@evoevo.eu.
- Project Information:** A box containing details such as "Project name: Evolution of Evolution", "Project acronym: EvoEvo", "Project reference: 610427", "Programme acronym: FP7-ICT", "Subprogramme area: ICT-2013.9.6", "Contract type: Collaborative project (generic)", and "Call: EVLIT (Evolving Living Technologies)".
- Logos:** Logos for Inria, Université Joseph Fourier, CSIC, and The University of York.
- EvoEvo Title:** The title "EvoEvo" with the tagline "EVOLUTION OF EVOLUTION" below it.
- Summary Text:** A short summary of the project's impact on ICT, biology, and public health.
- Logos at the Bottom:** Logos for the European Union, the Seventh Framework Programme, and a tree icon.

Figure 1: first page of the project Leaflet as it is visible from the website



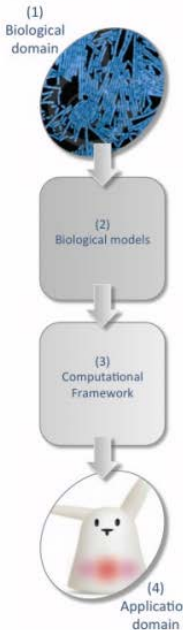




WORK PROGRAM	KEY CONCEPTS	PARTNERS
<p>EvoEvo will achieve its main objective through the achievement of four scientific and technological objectives organized to bridge biological knowledge to ICT applications.</p>  <ol style="list-style-type: none"> 1) BIOLOGICAL DOMAIN Observe, quantify and characterize EvoEvo in <i>Escherichia coli</i> and <i>Tobacco etch Virus</i> through experimental evolution. 2) COMPUTATIONAL BIOLOGY Simulate "evolution of evolution" by mean of individual-based models and <i>in silico</i> experimental evolution. 3) COMPUTATIONAL FRAMEWORK Design a computational evolutionary platform to exploit EvoEvo in applicative software. 4) APPLICATION DOMAIN Apply EvoEvo to real ICT problems and propose proofs of concept for the approaches developed in the project. 	<p>Evolution of Evolution is a process that acts through modification of organisms genotype-to-phenotype mapping. In the project, four characteristics of mapping will be studied in real organisms, modelled through computational evolution and used in a real application.</p> <ul style="list-style-type: none"> • VARIABILITY The ability to generate new phenotypes by mutations or by stochastic fluctuations. Variability is one of the central processes of evolution. • ROBUSTNESS The ability to support mutational events or environmental variations without losing fitness. • EVOLVABILITY The ability to increase the proportion of favourable adaptive events through reorganization of the genotype-to-phenotype mapping. • OPEN-ENDEDNESS The ability to generate new challenges while evolving. <p>SYSTEMS OF INTEREST</p> <ul style="list-style-type: none"> • MICRO-ORGANISMS Two model micro-organisms will be studied: the bacterium <i>E. coli</i> and <i>Tobacco etch virus</i>. Both models will be studied from the genomic to the phenotype and population levels. • COMPUTATIONAL MODELS Two different simulation frameworks ("aevo" and "pearls-on-a-string") will be used and merged to create an integrated model. • APPLICATIONS Two different applications will be used as proof of concept: on-line data stream clustering and evolution of a personal companion. 	 <p>Guillaume Beslon, INRIA Grenoble Rhône-Alpes, Beagle Team, Lyon, France</p> <p>INRIA is associated with INSA-Lyon, Université Claude Bernard-Lyon 1 and the LIRIS Laboratory.</p>  <p>Dominique Schneider, Université Joseph Fourier Grenoble 1, Laboratoire Adaptation et Pathogénie des Microorganismes, Grenoble, France.</p>  <p>Paulien Hogeweg, Utrecht University, Theoretical Biology and Bioinformatics Group, Utrecht, Nederland.</p> <p>THE UNIVERSITY of York</p> <p>Susan Stepney, University of York, York Centre for Complex Systems Analysis, York, UK</p>  <p>Santiago Elena, Consejo Superior de Investigaciones Científicas, Instituto de Biología Molecular y Celular de P...</p>

Figure 2: second page of the Leaflet as it is visible from the website

1.3. Project slideshow

The project slideshow is available on the website in pdf format. It presents the general concepts of the project, its organization and its expected impact.

Link to the project slideshow: http://www.evoevo.eu/download/2_-_media/EvoEvo.pdf