



HAL
open science

Polarizability expressions for predicting resonances in plasmonic and Mie scatterers

Rémi Colom, Alexis Devilez, Stefan Enoch, Brian Stout, Nicolas Bonod

► **To cite this version:**

Rémi Colom, Alexis Devilez, Stefan Enoch, Brian Stout, Nicolas Bonod. Polarizability expressions for predicting resonances in plasmonic and Mie scatterers. *Physical Review A: Atomic, molecular, and optical physics* [1990-2015], 2017, 95 (6), pp.063833. 10.1103/PhysRevA.95.063833 . hal-01571594

HAL Id: hal-01571594

<https://hal.science/hal-01571594v1>

Submitted on 12 Apr 2018

HAL is a multi-disciplinary open access archive for the deposit and dissemination of scientific research documents, whether they are published or not. The documents may come from teaching and research institutions in France or abroad, or from public or private research centers.

L'archive ouverte pluridisciplinaire **HAL**, est destinée au dépôt et à la diffusion de documents scientifiques de niveau recherche, publiés ou non, émanant des établissements d'enseignement et de recherche français ou étrangers, des laboratoires publics ou privés.

Polarizability expressions for predicting resonances in plasmonic and Mie scatterers

Rémi Colom,^{1,2,*} Alexis Devilez,¹ Stefan Enoch,¹ Brian Stout,¹ and Nicolas Bonod^{1,†}

¹Aix Marseille Univ, CNRS, Centrale Marseille, Institut Fresnel, Marseille 13013, France

²Centre for Ultrahigh-Bandwidth Devices for Optical Systems (CUDOS), University of Sydney NSW 2006, Australia

(Received 12 January 2017; revised manuscript received 8 May 2017; published 21 June 2017)

Polarizability expressions are commonly used in optics and photonics to model light scattering by small particles. Models based on Taylor series of the scattering coefficients of the particles fail to predict the morphologic resonances hosted by dielectric particles. Here we propose to use the factorization of the special functions appearing in the expression of the Mie scattering coefficients to derive pointlike models. These models can be applied to reproduce both Mie resonances of dielectric particles and plasmonic resonances of metallic particles. They provide simple but robust tools to predict accurately the electric and magnetic Mie resonances in dielectric particles.

DOI: [10.1103/PhysRevA.95.063833](https://doi.org/10.1103/PhysRevA.95.063833)

I. INTRODUCTION AND MOTIVATIONS

Light scattering by subwavelength-sized scatterers is a fundamental problem in optics [1–6]. The full electromagnetic problem can be solved with the well-known Mie theory, which permits accurate determination of the optical response of spherical objects regardless of their size and composition [7,8]. However, the complexity of the multipolar formalism has motivated the derivation of pointlike models providing more insight into the physical processes involved in light scattering.

Such models have been widely used, for example, in the case of small metallic particles behaving like electric dipoles and hosting localized surface plasmon resonances [5,9]. In this case, the electric dipolar polarizability α_e relating the dipolar moment \mathbf{p} to the excitation field \mathbf{E}_{exc} is given by $\mathbf{p} = \epsilon_0 \epsilon_b \alpha_e \mathbf{E}_{exc}$. α_e may easily be linked to the dipolar Mie coefficient a_1 through the relation $\alpha_e = i \frac{6\pi}{k^3} a_1$ [10,11].

Accurate approximations of α_e calculated in the long wavelength limit have greatly contributed to extend the understanding of the resonant process responsible for the interesting features of small plasmonic scatterers [12–18]. Simplified models for metallic particles including the radiative and finite-size corrections were proposed by Moroz [15] and by Meier and Wokaun [13]. The first is obtained by calculating the power series expansion of the Mie coefficient a_1 to the third order, while the latter is obtained by taking into account the depolarization field.

High refractive index dielectric subwavelength-sized particles can also resonantly interact with light [19–24] *via* the excitation of low-order electric and magnetic Mie resonances. Pointlike models should then be able to predict electric and magnetic resonances. However, the classical models widely used in plasmonics fail to predict the dipolar electric resonant response of these dielectric scatterers.

We illustrate this problem by plotting in Fig. 1 the real part of the first electric Mie coefficient calculated with the complete Mie theory (full line) and with a Taylor expansion (dashed line) derived up to the third order [Eq. (11) in Ref. [15]] in the case of a sphere, 120 nm in diameter, made

of silver or made of silicon. It is clearly seen that while this expansion does predict the localized surface plasmon resonance around 410 nm, it fails to predict the morphological resonance at 450 nm. This issue motivates the development of a generalized pointlike model working for both positive and negative dielectrics. Throughout this article, it is demonstrated that the Weierstrass factorization of Bessel functions permits to derive accurate approximations of the Mie coefficients and consequently particle polarizabilities for both dielectric and metallic particles. The optical response of spherical scatterers can be accurately described with a set of electric and magnetic Mie coefficients a_n and b_n [1,3,4,27] which can be expressed as

$$a_n(\epsilon_s, z_0) = \frac{j_n(z_0) \epsilon_s \varphi_n^{(1)}(z_0) - \varphi_n^{(1)}(z_s)}{h_n^{(+)}(z_0) \epsilon_s \varphi_n^{(+)}(z_0) - \varphi_n^{(1)}(z_s)}, \quad (1)$$

where ϵ_s is the relative permittivity, $\epsilon_s = \frac{\epsilon_s}{\epsilon_b}$ (ϵ_s and ϵ_b being the dielectric permittivities of the sphere and background medium respectively), and n describes the order of the mode. $z_0 = kR$ is the size parameter of the scatterer, k the wave number $\frac{2\pi}{\lambda}$, R the radius of the scatterer considered, and $z_s = \sqrt{\epsilon_s} z_0$ for a nonmagnetic material. The functions $h_n^{(+)}$ and j_n are, respectively, the spherical outgoing Hankel functions and the Bessel functions. Finally, the functions $\varphi_n^{(1)}$ and $\varphi_n^{(+)}$ are reduced logarithmic derivative Ricatti-Hankel and Ricatti-Bessel functions, respectively:

$$\varphi_n^{(+)}(z) = \frac{[z h_n^{(+)}(z)]'}{h_n^{(+)}(z)}, \varphi_n^{(1)}(z) = \frac{[z j_n(z)]'}{j_n(z)}. \quad (2)$$

Equation (1) remains completely equivalent to the formulation commonly employed in the literature [3] and proves to be well adapted for our study. An advantage of this expression is that the magnetic Mie coefficients b_n can be obtained from the expression in Eq. (1) by replacing the permittivity contrast ϵ_s by the permeability contrast μ_s (equal to 1 in the case of nonmagnetic media).

II. RESONANCE CONDITIONS IN SUBWAVELENGTH SPHERES

As a first step toward more general expressions, we propose to determine the resonance conditions (1) graphically and

*remi.colom@fresnel.fr

†nicolas.bonod@fresnel.fr

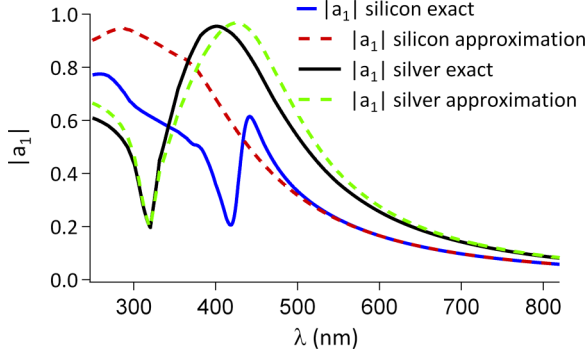


FIG. 1. Mie coefficient $|a_1|$ plotted with respect to the wavelength in the case of a sphere of radius 60 nm made of silicon [25] and silver [26]. Full lines: calculated with the exact expression derived in Eq. (1) with $n = 1$ with silicon (blue) and silver (black). Dashed lines: approximation $a_1^{(T1)}$ in Eq. (24) taken from Ref. [15] in red for silicon and green for silver.

(2) in the asymptotic limit $z_0 \rightarrow 0$ for any arbitrary made material homogeneous particles. This methodology will allow us to choose the proper approximations of the special functions appearing in Mie theory in order to derive pointlike models valid for metallic and dielectric particles.

We first introduce the K -matrix formulation that will allow us to establish the resonance condition with respect to the $\varphi_n^{(1)}(z_s)$ function. The reactance K -matrix describes the light scattering by a particle [18]. By means of the K -matrix coefficients, one can reformulate the Mie coefficients [10]:

$$(a_n)^{-1} = -i(K_n^{(e)})^{-1} + 1, \quad (3)$$

$$(b_n)^{-1} = -i(K_n^{(h)})^{-1} + 1. \quad (4)$$

where the K -matrix coefficients of a sphere are [10]

$$K_n^{(e)} = -\frac{j_n(z_0) \varepsilon_s \varphi_n^{(1)}(z_0) - \varphi_n^{(1)}(z_s)}{y_n(z_0) \varepsilon_s \varphi_n^{(2)}(z_0) - \varphi_n^{(1)}(z_s)}, \quad (5)$$

$$K_n^{(h)} = -\frac{j_n(z_0) \varphi_n^{(1)}(z_0) - \varphi_n^{(1)}(z_s)}{y_n(z_0) \varphi_n^{(2)}(z_0) - \varphi_n^{(1)}(z_s)}, \quad (6)$$

where y_n are the spherical Neumann functions and $\varphi_n^{(2)}(z) = \frac{[z y_n(z)]'}{y_n(z)}$. As the K -matrix is Hermitian for nonabsorptive particles [10,18], one can notice that the coefficients $K_n^{(e)}$ and $K_n^{(h)}$ of a lossless spherical scatterer are real. The expression (3) can in fact be seen as a generalization of the energy-conserving formulation of the polarizability $\alpha_e^{-1} = \alpha_{n.r.}^{-1} - i \frac{k^3}{6\pi}$ [10,17], where $\alpha_{n.r.} = -6\pi K_1^{(e)}/k^3$ is the nonradiative polarizability, real for lossless scatterers, while the term $-i \frac{k^3}{6\pi}$ corresponds to the radiative corrections and is analog to the $+1$ term in (3).

A. Definitions of resonances

In this study, the light-scatterer interaction will be considered at resonance when one of the Mie coefficients reaches the unitary limit, i.e., when $a_n = 1$ or $b_n = 1$ [10,28]. This corresponds to the upper limit imposed to the Mie coefficients by the energy conservation for lossless scatterers. Let us remark that resonances (thus defined) are different from the modes of the scatterer, corresponding to the poles of Mie coefficients found

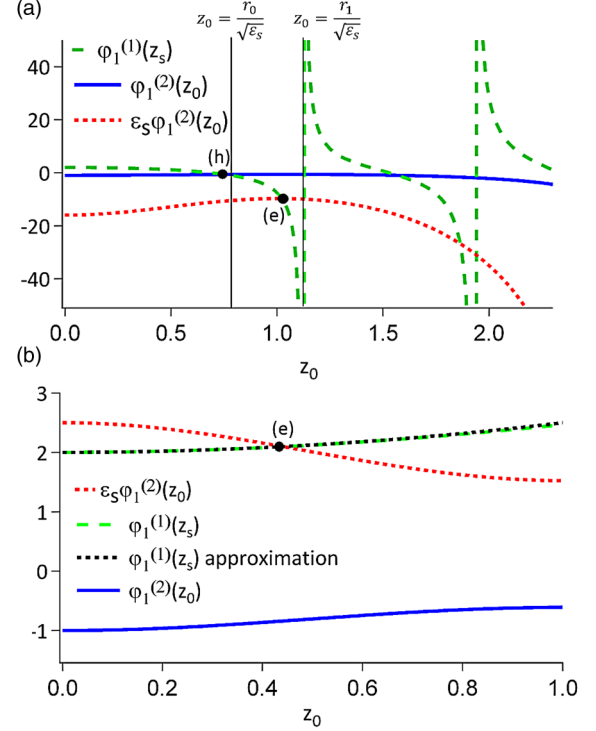


FIG. 2. Graphic representation of the resonance condition as a function of the size parameter z_0 for (a) $\varepsilon = 16$ and (b) $\varepsilon = -2.5$: the electric and magnetic resonances are marked by the black dots, predictions of those resonances provided by Eqs. (11) (full black vertical lines), function $\varphi_1^{(1)}(z_s)$ (dashed green line), function $\varphi_1^{(2)}(z_0)$ (full blue line), and $\varepsilon_s \varphi_1^{(2)}(z_0)$ (dotted red line). Dashed black line in (b): $\varphi_1^{(1)}(z_s) = 2 - \frac{z_s^2}{5}$ calculated with Eq. (14) at the 1st order with $n = 1$.

in the complex frequency plane, for which a scattered field may exist in the absence of an excitation field [21,27]. Expressions (3) allow us to show that this definition of resonances results in the following condition on the K -matrix coefficients:

$$a_n = 1 \Rightarrow (K_n^{(e)})^{-1} = 0, \quad (7)$$

$$b_n = 1 \Rightarrow (K_n^{(h)})^{-1} = 0. \quad (8)$$

Resonances thus correspond to the poles of the K -matrix coefficients. The resonance conditions provided by Eqs. (7) are displayed graphically for a constant and positive permittivity equal to 16 in Fig. 2(a). As seen from Eqs. (5) and (7), resonances of the magnetic dipole occur at the intersections between $\varphi_1^{(2)}(z_0)$ (solid blue line) and $\varphi_1^{(1)}(z_s)$ (dashed green line) denoted by (h), whereas resonances of the electric dipole correspond to the intersections between $\varepsilon_s \varphi_1^{(2)}(z_0)$ (dotted red line) and $\varphi_1^{(1)}(z_s)$ (dashed green line) denoted by (e) in Fig. 2.

One can also choose to set a permittivity negative and purely real. Even if materials with such a permittivity do not exist, it can be enlightening to study what happens in this case to provide a better understanding of the plasmonic resonances. As illustrated in Fig. 2(b), a resonance of the electric dipole also occurs at the intersection between $\varepsilon_s \varphi_1^{(2)}(z_0)$ (dotted red line) and $\varphi_1^{(1)}(z_s)$ (dotted green line) denoted by (e). As $\varphi_1^{(2)}(z_0)$

is negative for small values of z_0 , no resonance of the magnetic dipole occurs. Although the plots of Fig. 2 show only the first solutions of the conditions (7) for $n = 1$, one has to keep in mind that these conditions are transcendental equations and have an infinity of solutions. However, in what follows, we will mainly be interested in the first resonance of each multipolar order for subwavelength-sized scatterers. That is why we will first restrict our study to the limit $z_0 \rightarrow 0$. In this limit, it is possible to simplify the resonance conditions by approximating the functions of z_0 by the first term of their power-series expansion: $j_n(z_0) \simeq \frac{z_0^n}{(2n+1)!!}$, $\varphi_n^{(1)}(z_0) \simeq n + 1$, $y_n(z_0) \simeq -\frac{(2n-1)!!}{z_0^{n+1}}$, and $\varphi_n^{(2)}(z_0) \simeq -n$, where $!!$ is defined in Appendix B. That leads to the following approximate expressions of the K -matrix coefficients:

$$K_n^{(e)} \simeq -\kappa_n \frac{(n+1)\varepsilon_s - \varphi_n^{(1)}(z_s)}{n\varepsilon_s + \varphi_n^{(1)}(z_s)} \quad (9)$$

$$K_n^{(h)} \simeq -\kappa_n \frac{(n+1) - \varphi_n^{(1)}(z_s)}{n + \varphi_n^{(1)}(z_s)}, \quad (10)$$

with $\kappa_n = \frac{z_0^{2n+1}}{(2n-1)!!(2n+1)!!}$. The exact expression of $\varphi_n^{(1)}(z_s)$ is kept because the in-medium size parameter $z_s = \sqrt{\varepsilon_s}z_0$ is not assumed to be necessarily small. In fact, one should keep in mind that morphological resonances, for small particles occur for large permittivity so that z_s may not be small [20,29]. It is then straightforward from Eqs. (7) and (9) to determine an approximation of the resonance conditions (7):

$$a_n = 1 \Rightarrow \varphi_n^{(1)}(z_s) \simeq -n\varepsilon_s, \quad (11)$$

$$b_n = 1 \Rightarrow \varphi_n^{(1)}(z_s) \simeq -n. \quad (12)$$

B. Resonances of plasmonic scatterers

Only the assumption $z_0 \ll 1$ has been made so far, but no assumption was made about z_s ; Eq. (11) is valid for both metallic and dielectric particles. Let us derive the Taylor expansion to the sixth order of the $\varphi_n^{(1)}$ function [10]:

$$\varphi_n^{(T1)}(z) = n + 1 - \frac{z^2}{2n+3} - \frac{z^4}{(2n+5)(2n+3)^2} + O(z^6). \quad (13)$$

In the limit ($z_s \rightarrow 0$), it is sufficient to consider the first term of this expansion ($n + 1$), and it can easily be shown that Eq. (11) tends towards the well-known quasistatic resonance conditions for very small plasmonic particles for electric multipoles [3]:

$$\varepsilon \simeq -\frac{n+1}{n}. \quad (14)$$

In this same limit Eq. (12) has no solution, confirming that subwavelength plasmonic particles do not support magnetic resonances.

C. Morphological resonances of Mie scatterers

Electric and magnetic morphological resonances in small dielectric particles can occur only when $z_s > 1$ requiring the permittivity to be sufficiently large [29]. Thus, approximations made with the assumption $z_s \ll 1$ will fail to predict the morphological resonances. That is why approximations of

TABLE I. Numerical values of the constants employed in the article for the first multipole orders.

x	r_n	$\rho_n^{(e)}$	$\rho_n^{(h)}$
$n = 0$	π	-0.065	x
$n = 1$	4.49	-0.05	-0.055
$n = 2$	5.76	-0.041	-0.047

the Mie coefficients based on Taylor series expansion do not predict morphological resonances unless many terms are taken into account. This result can be observed in Figs. 1 and 2, and it will be further illustrated in Sec. IV.

In fact, the electric morphological resonances can be better understood by studying the limit $|\varepsilon_s| \rightarrow \infty$. One can easily deduce from Eq. (11) that multipolar electric resonances occur at the poles of the $\varphi_n^{(1)}$ functions in this limit [30]. These poles correspond to the zeros of the Bessel functions [31,32], and in what follows, the first zero of the n th order Bessel functions will be noted r_n . For high index dielectric scatterers for which $|\varepsilon_s|$ is large but not infinite, it can then be safely inferred that the first resonance of the n th order electric multipole occurs close to the position:

$$z_s \simeq r_n. \quad (15)$$

This result can be observed in Fig. 2 where the electric resonance condition is seen to be close to the pole of $\varphi_1^{(1)}$ in the case of $n = 1$. The exact values of r_0 , r_1 , and r_n are provided in Table 1, but it may be recalled that a good approximation of the l th zero of the n th order Bessel function can be provided by $r_{n,l} \simeq l\pi + \frac{n\pi}{2}$ [31,32]. At this point, one should emphasize that the condition $z_s = r_n$ actually corresponds to the first TE modes of the n th multipole of a spherical hollow resonator (a spherical cavity in a perfect conductor) [33–35]. This provides some insights on the origin of morphological resonances as will be further discussed in Sec. V.

A prediction of the magnetic resonance condition can then be easily deduced from Eq. (12) by noticing that $\varphi_n(r_{n-1}) = -n$ (see Appendix A) [30]. If $|\varepsilon_s|$ is large, it can then be assumed that the first resonance of the n th magnetic multipole occurs close to the position:

$$z_s \simeq r_{n-1}. \quad (16)$$

This is confirmed in Fig. 2 in the case of $n = 1$ where one clearly sees that the magnetic resonance is close to this condition. This resonance condition differs from the first TM mode of a spherical hollow resonator occurring for $z_s \simeq r'_n$, r'_n being the first zero of the derivative of the n th order Bessel functions [33,35]. This will be further discussed in Sec. V.

In order to get a good approximation of b_n at the vicinity of the magnetic resonance, one could then choose to approximate $\varphi_n^{(1)}(z_s)$ by its power series expansion around $z_s = r_{n-1}$ (calculations are made in Appendix D):

$$\begin{aligned} \varphi_n^{(T2)}(z) &\simeq -n - r_{n-1}(z - r_{n-1}) - (n+1)(z - r_{n-1})^2 \\ &\quad - \frac{1}{3} \left[\frac{n(2n+1)}{r_{n-1}} \right] (z - r_{n-1})^3. \end{aligned} \quad (17)$$

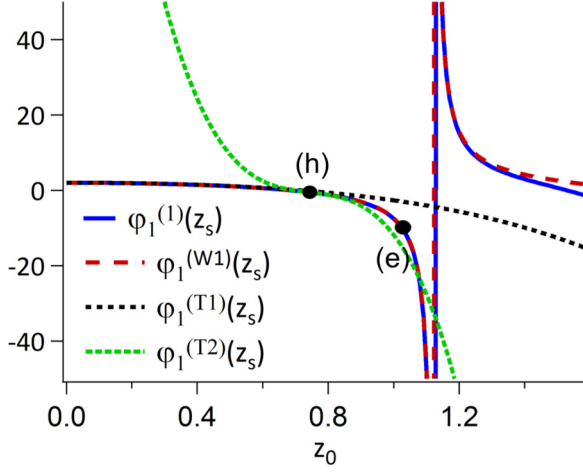


FIG. 3. Comparison of the approximations of the $\varphi_1^{(1)}(z_s)$ function. Exact calculation (full blue line), $\varphi_1^{(T1)}(z_s)$: Taylor expansions around $z_s = 0$ (dashed black line), $\varphi_1^{(W1)}(z_s)$: approximation derived in Eq. (20) (dashed red line), $\varphi_1^{(T2)}(z_s)$: Taylor expansion around $z_s = r_{n-1}$ derived in Eq. (17) (dotted green line).

Figure 3 shows that Eq. (17) provides a very good approximation of $\varphi_n^{(1)}(z_s)$, but only on a small interval of size parameters close to the resonance.

It can then be concluded from this study that the slow convergence of the Taylor series expansions does not allow accurate and compact approximated expressions of the $\varphi_n^{(1)}$ functions. It will be confirmed by the results obtained on Sec. IV.

III. WEIERSTRASS APPROXIMATIONS OF $\varphi_n^{(1)}$

We propose to address this issue of the slow convergence of the Taylor descriptions in the proximity of the poles of $\varphi_n^{(1)}(z_s)$ by using the Weierstrass expansion of the Bessel function [31,32]:

$$j_n(z) = \frac{z^n}{(2n+1)!!} \prod_{l=1}^{\infty} \left[1 - \left(\frac{z}{r_{n,l}} \right)^2 \right], \quad (18)$$

where $r_{n,l}$ is the l th zero of the n th order Bessel function. The expression of the $\varphi_n^{(1)}$ function can then be deduced from Eqs. (2) and (18) (see Appendix B) [36,37]:

$$\varphi_n^{(1)}(z) = n + 1 + \sum_{l=1}^{\infty} \frac{2z^2}{z^2 - (r_{n,l})^2}. \quad (19)$$

Expression (19) is an exact expansion of $\varphi_n^{(1)}$ which takes into account the existence of an infinite number of poles located on the real axis, as observed in Fig. 2, and corresponding to the zeros of j_n . It is then interesting to recall the asymptotic form of these zeros for large values of l : $r_{n,l} \simeq l\pi + n\pi/2$ [31,32]. In the previous section, it was shown that those poles are of great importance in the emergence of the electric morphological resonances and that is why it is necessary to find approximations of $\varphi_n^{(1)}$ featuring the same poles. In our study, we are seeking for approximations capable to predict the first morphological resonance. Approximations of $\varphi_n^{(1)}$ can be obtained by truncating the infinite sum in

Eq. (19) and by conserving only its first term. But, rather than completely neglecting the influence of higher order poles, one can also approximate their contributions. As shown in Appendix C, if we consider that $z_s \ll r_{n,2}$, we obtain the following approximation:

$$\varphi_n^{(W1)}(z_0) = n + 1 + \frac{2z_n^2}{z_n^2 - 1} + 2\rho_n^{(e)}z_0^2, \quad (20)$$

where we set for compact notations that $z_n \equiv z_0/r_{n,1} \equiv z_0/r_n$ and $\rho_n^{(e)} \equiv \frac{1}{r_n^2} - \frac{1}{2(2n+3)}$, with r_n being the first zero of j_n . Regarding the approximation of the magnetic coefficients, we have seen in Sec. II that their first resonance occurs near the condition $z_s = r_{n-1}$. In order to have a good prediction of the magnetic resonances, an accurate approximation of $\varphi_n^{(1)}(z_s)$ near $z_s = r_{n-1}$ must be found. As seen in the previous section and in Fig. 3, a simple power series expansion of $\varphi_n^{(1)}(z_s)$ does not provide satisfying results. A better approximation has been found under the following form:

$$\varphi_n^{(W2)}(z_0) = n + 1 + \frac{2z_n^2}{z_n^2 - 1} + 2\rho_n^{(h)}z_0^2, \quad (21)$$

where $\rho_n^{(h)}$ has been derived to impose $\varphi_n^{(A2)}(z) = -n$. It can then be easily shown that $\rho_n^{(h)} \equiv \frac{1}{r_n^2 - r_{n-1}^2} - \frac{2n+1}{2r_{n-1}^2}$.

Approximations of the Bessel functions can also be derived by following a similar approach leading to the subsequent expression (see Appendix C):

$$j_n^{(W1)}(z_0) = \frac{z_0^n}{(2n+1)!!} (1 - z_n^2) e^{\rho_n z_0^2}. \quad (22)$$

The approximations obtained for the special functions appearing in the Mie theory can now be used to find approximations of the Mie coefficients.

IV. APPROXIMATIONS OF a_n AND b_n

In order to find an accurate approximation of the a_n and b_n coefficients, in particular at the vicinity of their resonances [38–40], we start from the exact expression (1) and make use of the approximations (20) and (22) derived with the sole assumption $z_s \ll r_{n,2}$. If the exact expressions of $h_n^{(+)}$ and $\varphi_n^{(+)}$ are kept, it can be shown, provided several steps of calculations, that the Mie coefficients can be cast (see Appendix E and Appendix F):

$$\begin{aligned} a_n^{(A1)} &= \frac{(n+1)z^{2n+1} e^{-iz + \rho_n^{(e)}z^2}}{(2n+1)!! Q_n(z)} \\ &\quad \times \frac{(\varepsilon - 1)[f_n(\varepsilon, z) - z_n^2]}{\varepsilon g_n(z) f_n(\varepsilon, z) - (n+1)} \\ b_n^{(A1)} &= \frac{z^{2n+1} e^{-iz + \rho_n^{(h)}z^2}}{(2n+1)!! Q_n(z)} \\ &\quad \times \frac{(\varepsilon - 1)L_n(\varepsilon, z)}{\varepsilon L_n(\varepsilon, z) - (n+1) + \varphi_n^{(+)}(z)} \end{aligned} \quad (23)$$

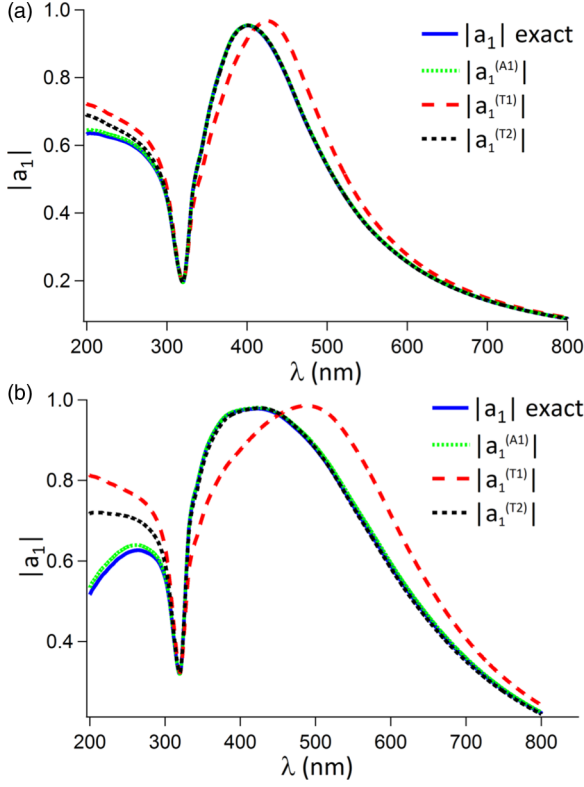


FIG. 4. Comparison between exact (full blue line) and approximations (23) (dotted green line) and (24) (dashed red and black lines) of a_1 for a sphere of silver [26] 60 nm (a) and 80 nm (b) in radius.

with $g_n(z) = \varphi_n^{(+)}(z) - 2\rho_n z^2$ and $Q_n(z)$ is a polynomial function detailed in Appendix G and $\varphi_n^{(+)}(z)$ being simply calculated using Eqs. (2) and (G1). In the electric coefficient expression, $f_n(\varepsilon, z) = \frac{1 - \varepsilon z_n^2}{1 - \frac{n+3}{n+1} \varepsilon z_n^2}$ while in the magnetic coefficient expression $L_n(\varepsilon, z) = -\frac{2z_n^2}{\varepsilon z_n^2 - 1} - 2\rho_n^{(h)} z^2$.

Comparisons between these approximations and exact calculations are shown in the following figures. In order to further highlight the relevance of our study, we also make comparisons with approximations already derived in literature [10,15] that are based on power series expansions of the K_n coefficients in Eqs. (3) and (4):

$$\begin{aligned} (a_1^{(T1)})^{-1} &= -i \left[-\frac{3(\varepsilon + 2)}{2z^3(\varepsilon - 1)} + \frac{9(\varepsilon - 2)}{10z(\varepsilon - 1)} \right] + 1, \\ (b_1^{(T1)})^{-1} &= i \frac{45}{z^5(\varepsilon - 1)} - \frac{15i(2\varepsilon - 5)}{7z^3(\varepsilon - 1)} \\ &\quad - \frac{i(\varepsilon^2 + 100\varepsilon - 125)}{49z(\varepsilon - 1)} + 1, \\ (a_1^{(T2)})^{-1} &= i \frac{3(\varepsilon + 2)}{2z^3(\varepsilon - 1)} - \frac{9i(\varepsilon - 2)}{10z(\varepsilon - 1)} \\ &\quad - \frac{9iz(\varepsilon^2 - 24\varepsilon + 16)}{700(\varepsilon - 1)} + 1. \end{aligned} \quad (24)$$

It is clearly observed in Fig. 4 that our approximations achieve to reproduce the resonances predicted by exact calculations in a more accurate way than state-of-the-art

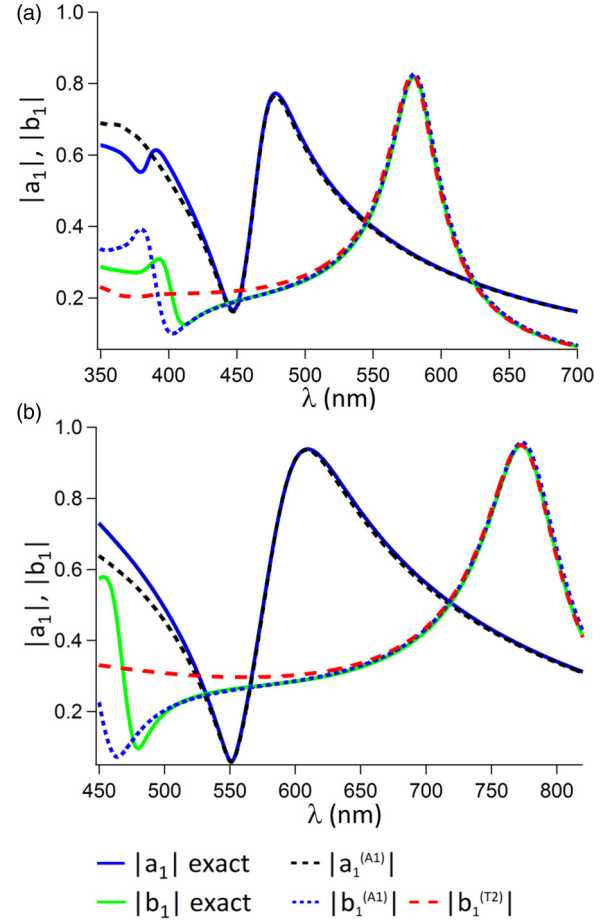


FIG. 5. Comparison between exact calculations of a_1 (full blue line) and b_1 (full green line) with approximations (23) of a_1 (dashed black line) and b_1 (dotted blue line) and power-series approximations of b_1 (24) (dashed red line), for a sphere of silicon [25] of radius 70 nm (a) and 100 nm (b).

approximations, even quite lengthy high-order Taylor expansions.

Although we did not explicitly derive these approximations for describing plasmonic scatterers, one clearly sees that these new approximations are more accurate than the approximations (24) as can be seen in Fig. 4.

However, the main interest of these new approximations is that they are highly accurate for high-index dielectric scatterers as shown in Fig. 5 for a silicon scatterer.

In fact, it was already shown in Fig. 1 that no approximation based on Taylor series expansions is able to predict the resonance of a_1 but the approximation derived in this study (23) does predict these resonances accurately. Regarding the magnetic resonances, even though the approximation $b_1^{(T1)}$ in Eq. (24) which is a high-order power-series expansion of b_1 shows the dipolar magnetic resonance [10], our approximation stays more accurate for a larger range of sizes and wavelengths.

We now aim at studying the validity of these expressions in the case of larger particles made of lower refractive index. This will allow us to test the accuracy of higher orders expressions, in particular quadrupolar orders. For that purpose, we consider a sphere made of TiO_2 , 140 nm in radius. We compare

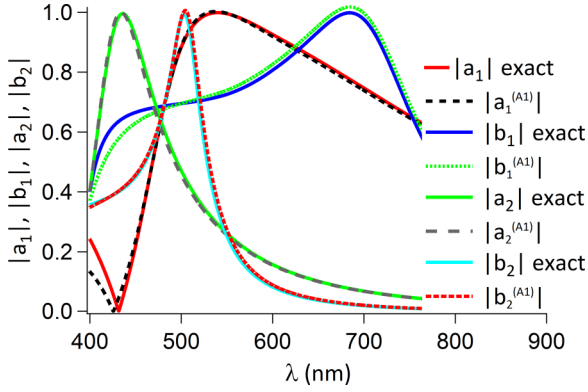


FIG. 6. Comparison between exact calculations and approximations 23 for a_1 (full red line and dashed black line), b_1 (full blue line and dotted green line), a_2 (full green line and dashed gray line), and b_2 (full cyan line and dotted red line) for TiO_2 [41] 140 nm in radius.

the calculations of the dipolar and quadrupolar electric and magnetic Mie coefficients obtained by exact calculations [Eq. (1)] with the expressions (23). The plot in Fig. 6 shows the very good accuracy of these expressions for dipolar and quadrupolar orders, even when considering larger particles made of lower refractive indices.

V. DISCUSSION

Conditions of resonance derived in Sec. II C have been very useful to derive accurate approximations of the Mie coefficients in the previous section. Here we will show that they can also provide more insight on the origin of morphological resonances. Since condition (15) is close to the TE mode of a hollow resonator, one can infer that morphological resonances occur thanks to the ability of high index dielectric scatterers to play the role of a cavity. Since high index dielectric scatterers are not perfect cavities, the trapped electromagnetic field leaks in the surrounding medium driving to resonances of the scattered field. When $|\varepsilon_s| \rightarrow \infty$, the scatterer becomes a very good cavity for the electromagnetic field which can be trapped inside the resonator for a long time. It is not surprising then to find the same resonance condition as the one of a hollow resonator in this case.

Nonetheless, the resonance condition (16) for magnetic multipoles is different from the TM mode of a hollow resonator. This TM mode normally occurs at $z_s \simeq r'_n, r'_n$ being the first zero of the derivative of the n th order Bessel functions [33] and not $z_s \simeq r_{n-1}$. For $n = 1$, r'_1 and $r_{n-1} = r_0$ take the following value $r'_1 = 2.744$ and $r_0 = \pi$. However, one can infer that magnetic morphological resonances also occur due to the ability of high-index dielectric scatterers to concentrate light. Since even in the limit $|\varepsilon_s| \rightarrow \infty$, these high-index dielectric scatterers are not perfect cavities, and that explains why the magnetic resonances are different from the TM modes of hollow resonators.

In Sec. II C, these resonance conditions were derived in the limit $|\varepsilon_s| \rightarrow \infty$. One could then question the validity of such conditions of resonance for large but not infinite values of $|\varepsilon_s|$. A comparison between the exact values of $|\varepsilon_s|$ required to reach the resonance, also called unitary limit [10], and the predictions

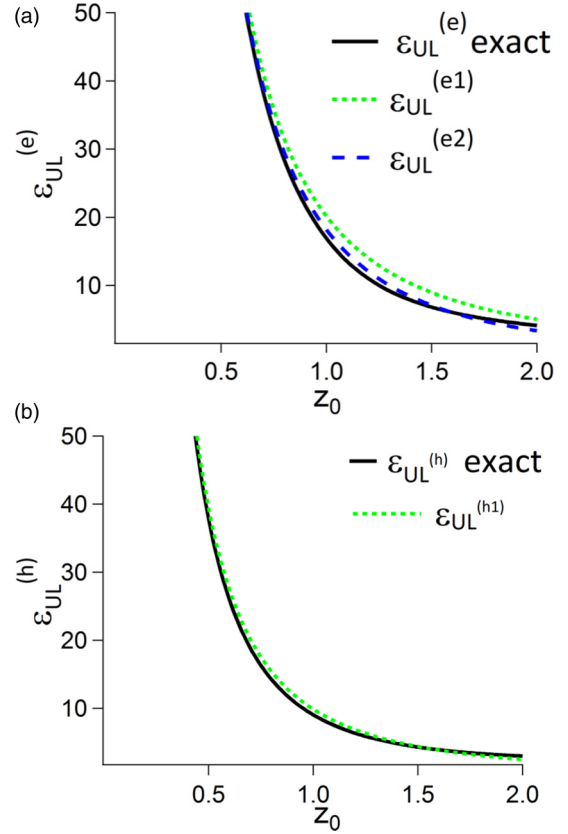


FIG. 7. Comparison between the exact ε_{UL} (black full line) required to reach the resonance and the prediction provided by Eqs. (15) and (16) respectively labeled $\varepsilon_{UL}^{(e1)}$ and $\varepsilon_{UL}^{(h1)}$ (dotted green line). A better approximation of $\varepsilon_{UL}^{(e)}$ is obtained by solving $\varphi_n^{(W1)}(z_s) = -n\varepsilon_s$, labeled $\varepsilon_{UL}^{(e2)}$ (dashed blue line)

provided in Sec. II C needs then to be carried out. The exact values of the permittivity needed to reach the resonance for a given $z_0 = kR$ can be derived by numerically solving the equation $a_1 = 1$ for the electric dipole resonance and $b_1 = 1$ for the magnetic dipole resonance. In Fig. 7 the exact value of the unitary limit permittivity for the electric dipole $\varepsilon_{UL}^{(e)}$ in Fig. 7 is compared to the prediction provided by Eq. (15) in Sec. II C, $z_s = r_1$, or equivalently, $\varepsilon_s^{(e1)} = (\frac{r_1}{z})^2$. One can clearly see that this expression predicts accurately the asymptotic behavior of the exact $\varepsilon_{UL}^{(e)}$ for very small z_0 but is not very accurate for larger z_0 . In Fig. 7 the same comparison is also carried out between the exact unitary limit permittivity for the magnetic dipole $\varepsilon_{UL}^{(h)}$ and the prediction given by Eq. (16), $\varepsilon_s^{(h1)} = (\frac{r_0}{z})^2$. A very good agreement is observed between the exact value and the prediction.

A more accurate prediction of $\varepsilon_{UL}^{(e)}$ can also be derived. To do so, one could solve Eq. (11) for $n = 1$: $\varphi_1^{(1)}(z_s) = -\varepsilon_s$. However, this equation can only be solved numerically. On the other hand, if the approximation $\varphi_1^{(W1)}(z_s)$ given by Eq. (20) is used, the previous equation reduces to a second order equation in ε and can be analytically solved leading to the prediction $\varepsilon_{UL}^{(e2)}$ (the exact expression of $\varepsilon_{UL}^{(e2)}$ is provided in Appendix H). This prediction proves to be quite accurate for a large range of z_0 as can be seen in Fig. 7.

Finally it is also interesting to notice that the approximation (23) also predicts a zero of the Mie coefficients different from the trivial condition ($\varepsilon - 1$). These zeros actually correspond to the anapoles in Ref. [42]. They are in fact reached when $f_n(\varepsilon, z) - z_n^2 = 0$ or equivalently $\frac{1}{z_n^2} f_n(\varepsilon, z) = 1$. This latter condition can be found while searching for solutions to $\varepsilon_{eq} = 1$, the definition of $\varepsilon_{eq}(z) = \left(\frac{r_1}{z}\right)^2 \frac{1 - \varepsilon(z/r_1)^2}{1 - 2\varepsilon(z/r_1)^2}$ being provided in Ref. [37]. Expression (23) also provides a condition for which b_n is null. The nontrivial solution, different from the trivial solution $\varepsilon = 1$, corresponds to $L_n(\varepsilon, z) = 0$.

VI. CONCLUSION

To conclude, the use of the K -matrix has allowed us to derive resonance conditions for both plasmonic and high-index dielectric resonant particles. We have thus been able to show that under the condition $|\varepsilon_s| \gg 1$, different from the condition used for Taylor series $z_s \ll 1$, the electric resonance is close to $z_s \simeq r_n$ and the magnetic resonance is close to $z_s \simeq r_{n-1}$. The proximity of the electric resonance to the pole of the $\varphi_n(z_s)$ function at $z_s = r_n$ explains the weak convergence of the Taylor series expansion for approximating Mie coefficients especially near the electric resonances. We proposed to solve this problem by using a Weierstrass expansion of the Bessel functions. This method allows us to derive for any multipolar order highly accurate electric and magnetic polarizability expressions. We evidenced the high accuracy of these expressions by calculating the dipolar and quadrupolar polarizability expressions of spherical particles made of silver, silicon, and titania. These expressions bring analytical tools to explain the resonant light interaction with metallic or dielectric particles. They also permitted us to bring more physical insight on the origin of morphological resonances. In particular, these formulations allowed us to calculate a very accurate prediction of the dielectric permittivity required to reach the resonance, also called unitary limit. Such expressions will offer opportunities for modeling the light scattering in complex media or for homogenizing optical systems made of resonant light scatterers.

ACKNOWLEDGMENTS

Research conducted within the context of the International Associated Laboratory ALPhFA: Associated Laboratory for Photonics between France and Australia. This work has been carried out thanks to the support of the A*MIDEX project (no. ANR-11-IDEX-0001-02) funded by the Investissements d'Avenir French Government program, managed by the French National Research Agency (ANR).

APPENDIX A: RESONANCE AND ZERO CONDITIONS OF b_n

It has been shown in Sec. II that a good prediction of the first resonance of b_n in the limit $z_0 \ll 1$ could be provided by the solution of the following equation:

$$\varphi_n^{(1)}(z) = -n. \quad (\text{A1})$$

If we use the following recurrence relation for spherical Bessel functions [32]:

$$\begin{aligned} j_n'(z) &= -\frac{n+1}{z} j_n(z) + j_{n-1}(z), \\ \Rightarrow [z j_n(z)]' &= -n j_n(z) + z j_{n-1}(z), \\ \Rightarrow \varphi_n^{(1)}(z) &= -n + z \frac{j_{n-1}(z)}{j_n(z)}. \end{aligned} \quad (\text{A2})$$

It then follows that Eq. (A1) is verified for the zeros of Bessel functions of order $n - 1$: $z = r_{n-1,l}$.

APPENDIX B: WEIERSTRASS FACTORIZATION OF BESSEL FUNCTIONS

As demonstrated by Watson in Ref. [31], it is possible to express cylindrical Bessel functions as an infinite product of factors involving their zeros:

$$J_\nu(z) = \frac{1}{\Gamma(\nu+1)} \left(\frac{z}{2}\right)^\nu \prod_{n=1}^{\infty} \left[1 - \left(\frac{z}{z_{\nu,n}}\right)^2\right], \quad (\text{B1})$$

where $z_{\nu,n}$ is the n th zero of the cylindrical Bessel functions of order ν . This expression can be generalized to the spherical Bessel functions j_n by means of the relation: $j_n(z) = \sqrt{\frac{\pi}{2z}} J_{n+1/2}(z)$. If we set $r_{n,j} \equiv z_{n+1/2,j}$ and if we notice that $\Gamma(n+1/2) = 2^{-n} \sqrt{\pi} (2n-1)!!$, we get the following expression (18):

$$j_n(z) = \frac{z^n}{(2n+1)!!} \prod_{l=1}^{\infty} \left[1 - \left(\frac{z}{r_{n,l}}\right)^2\right]. \quad (\text{B2})$$

The double factorial operator $!!$ is defined such that

$$n!! = \prod_{k=0}^m (n-2k) = n(n-2)(n-4)\dots, \quad (\text{B3})$$

where $m = \text{Int}[(n+1)/2] - 1$ with $0!! = 1$, or in terms of ordinary factorials *via* the relations $(2n-1)!! = \frac{(2n)!}{2^n n!}$ and $(2n)!! = 2^n n!$ for $n = 0, 1, 2, \dots$

These expressions are designated as Weierstrass factorizations throughout the article as it can also be obtained by using the Weierstrass factorization theorem. It can then be used to derive an expression of $\varphi_n^{(1)}$ functions also appearing in our formulation of the Mie coefficients. One should first notice that $\varphi_n^{(1)}$ as defined in (2) is equal to z times the logarithmic derivative of the Ricatti-Bessel functions $z j_n(z)$. From (18), it is then straightforward to show that

$$\begin{aligned} \varphi_n^{(1)}(z) &= z \left\{ (n+1) \frac{1}{z} + \sum_{l=1}^{\infty} \left[-\frac{2z}{(r_{n,l})^2} \right] \frac{1}{1 - \left(\frac{z}{r_{n,l}}\right)^2} \right\}, \\ \varphi_n^{(1)}(z) &= n+1 + \sum_{l=1}^{\infty} \frac{2z^2}{z^2 - (r_{n,l})^2} \end{aligned} \quad (\text{B4})$$

APPENDIX C: APPROXIMATION OF $\varphi_n^{(1)}$ FOR a_n

As suggested in Ref. [27] (see notably the supplementary material), the expressions derived in Appendix A can be used to approximate functions j_n and $\varphi_n^{(1)}$ as an alternative to their

Taylor series expansions. It was this method that was followed to derive the approximations (20), (21), and (22). Here, we provide a demonstration of these two expressions. $\varphi_n^{(1)}$ is equal to

$$\begin{aligned} \varphi_n^{(1)}(z) &= n + 1 + \frac{2z^2}{z^2 - r_n^2} + \sum_{l=2}^{\infty} \frac{2z^2}{z^2 - (r_{n,l})^2} \\ &= n + 1 + \frac{2z^2}{z^2 - r_n^2} - 2z^2 \sum_{l=2}^{\infty} \frac{1}{(r_{n,l})^2} \frac{1}{1 - \frac{z^2}{(r_{n,l})^2}}. \end{aligned} \quad (C1)$$

As in our study $z \ll r_{n,2}$, for $l \geq 2$ $\frac{1}{1 - \frac{z^2}{(r_{n,l})^2}} \simeq 1$ which leads to

$$\varphi_1^{(1)}(z) \simeq 2 + \frac{2z^2}{z^2 - r_n^2} - 2z^2 \sum_{l=2}^{\infty} \frac{1}{(r_{1,l})^2}. \quad (C2)$$

Finally, as $\sum_{l=1}^{\infty} \frac{1}{(r_{n,l})^2} = \frac{1}{2(2n+3)}$ [31], Eq. (C2) simplifies to

$$\varphi_n(z) \approx n + 1 + \frac{2z^2}{z^2 - (r_n)^2} + 2\rho_n z^2, \quad (C3)$$

where $\rho_n \equiv \frac{1}{r_n^2} - \frac{1}{2(2n+3)}$.

Moreover, we can apply the same idea to approximate the spherical Bessel functions j_n :

$$j_n(z) = \frac{z^n}{(2n+1)!!} \left[1 - \left(\frac{z}{r_{n,1}} \right)^2 \right] \prod_{l=2}^{\infty} \left[1 - \left(\frac{z}{r_{n,l}} \right)^2 \right], \quad (C4)$$

and $\prod_{l=2}^{\infty} \left[1 - \left(\frac{z}{r_{n,l}} \right)^2 \right]$ can be approximated:

$$\begin{aligned} \prod_{l=2}^{\infty} \left[1 - \left(\frac{z}{r_{n,l}} \right)^2 \right] &= \exp \left(\ln \left\{ \prod_{l=2}^{\infty} \left[1 - \left(\frac{z}{r_{n,l}} \right)^2 \right] \right\} \right) \\ &= \exp \left\{ \sum_{l=2}^{\infty} \ln \left[1 - \left(\frac{z}{r_{n,l}} \right)^2 \right] \right\}. \end{aligned} \quad (C5)$$

If $z \ll r_{n,2}$, $\sum_{l=2}^{\infty} \ln \left[1 - \left(\frac{z}{r_{n,l}} \right)^2 \right] \rightarrow -\sum_{l=2}^{\infty} \left(\frac{z}{r_{n,l}} \right)^2$, it then follows from the previous results that

$$\prod_{l=2}^{\infty} \left[1 - \left(\frac{z}{r_{n,l}} \right)^2 \right] \simeq \exp(\rho_n z^2), \quad (C6)$$

which leads to the following approximation for j_n :

$$j_n(z) \simeq \frac{z^n}{(2n+1)!!} \left[1 - \left(\frac{z}{r_{n,1}} \right)^2 \right] \exp(\rho_n z^2). \quad (C7)$$

APPENDIX D: APPROXIMATION OF $\varphi_n^{(1)}$ FOR b_n

In order to approximate the function $\varphi_n^{(1)}$ at the vicinity of the resonance condition of b_n , we can make the choice to take

the power series expansion around $z_s = r_{n-1}$:

$$\varphi_n^{(1)}(z) \simeq \varphi_n^{(1)}(r_{n-1}) + (z - r_{n-1}) \left. \frac{d\varphi_n^{(1)}}{dz} \right|_{r_{n-1}} + \dots, \quad (D1)$$

$$\begin{aligned} \frac{d\varphi_n^{(1)}}{dz}(z) &= \frac{d}{dz} \left[z \frac{j_{n-1}(z)}{j_n(z)} \right] \\ &= \frac{j_{n-1}(z)}{j_n(z)} + z j_{n-1}(z) \frac{d}{dz} \left[\frac{1}{j_n(z)} \right] \\ &\quad + \frac{z}{j_n(z)} \frac{d j_{n-1}}{dz}(z), \end{aligned} \quad (D2)$$

which leads to

$$\left. \frac{d\varphi_n^{(1)}}{dz} \right|_{r_{n-1}} = \frac{r_{n-1}}{j_n(r_{n-1})} j'_{n-1}(r_{n-1}). \quad (D3)$$

By using a recurrence relation for spherical Bessel functions [32],

$$-\frac{n}{z} j_n(z) + j'_n(z) = -j_{n+1}(z), \quad (D4)$$

we can show that $j'_{n-1}(r_{n-1}) = -j_n(r_{n-1})$. This result leads to

$$\left. \frac{d\varphi_n^{(1)}}{dz} \right|_{r_{n-1}} = -r_{n-1}. \quad (D5)$$

Similar calculations allow us to show that $\varphi_n^{(1)''}(r_{n-1}) = -2(n+1)$ and $\left. \frac{d^3 \varphi_n^{(1)}}{dz^3} \right|_{r_{n-1}} = -2 \frac{n(2n+1)}{r_{n-1}} - 2r_{n-1}$.

APPENDIX E: APPROXIMATION OF a_n

$\varphi_n^{(A1)}$ may be reexpressed in the following way:

$$\varphi_n^{(A1)}(z_0) = n + 1 + \frac{2z_n^2}{z_n^2 - 1} + 2\rho_n z_0^2 \quad (E1)$$

$$= \frac{(n+3)z_n^2 - (n+1)}{z_n^2 - 1} + 2\rho_n z_0^2, \quad (E2)$$

$$\varphi_n^{(A1)}(z_0) = (n+1) \frac{\frac{(n+3)}{(n+1)} z_n^2 - 1}{z_n^2 - 1} + 2\rho_n z_0^2, \quad (E3)$$

which leads to

$$\begin{aligned} \varepsilon_s \varphi_n^{(A1)}(z_0) - \varphi_n^{(A1)}(z_s) &= \varepsilon_s \left[(n+1) \frac{\frac{(n+3)}{(n+1)} z_n^2 - 1}{z_n^2 - 1} + 2\rho_n z_0^2 \right] \\ &\quad - \left[(n+1) \frac{\frac{(n+3)}{(n+1)} \varepsilon_s z_n^2 - 1}{\varepsilon_s z_n^2 - 1} + 2\rho_n \varepsilon_s z_0^2 \right] \\ &= \frac{(n+1)(\varepsilon_s - 1)}{1 - z_n^2} \left[1 - z_n^2 \frac{\frac{(n+3)}{(n+1)} \varepsilon_s z_n^2 - 1}{\varepsilon_s z_n^2 - 1} \right], \\ &\quad \times \varepsilon_s \varphi_n^{(A1)}(z_0) - \varphi_n^{(A1)}(z_s) \\ &= \frac{(n+1)(\varepsilon_s - 1) [f_n(\varepsilon_s, z_0) - z_n^2]}{(1 - z_n^2) f_n(\varepsilon_s, z_0)} \end{aligned} \quad (E4)$$

The numerator of a_n can then be reexpressed in the following way:

$$j_n^{(A1)}(z_0)[\varepsilon_s \varphi_n^{(A1)}(z_0) - \varphi_n^{(A1)}(z_s)] = \frac{(n+1)z_0^n}{(2n+1)!!} \frac{e^{-\rho_n z_0^2}}{f_n(\varepsilon_s, z_0)} (\varepsilon_s - 1) [f_n(\varepsilon_s, z_0) - z_n^2], \quad (E5)$$

where the function f_n has been defined in the article. The denominator can be also simplified:

$$h_n^{(+)}(z_0)[\varepsilon_s \varphi_n^{(+)}(z_0) - \varphi_n^{(A1)}(z_s)] = \frac{e^{iz_0}}{z_0^{n+1}} Q_n(z_0) \left[\varepsilon_s \varphi_n^{(+)}(z_0) - (n+1) \frac{\frac{(n+3)}{(n+1)} \varepsilon_s z_n^2 - 1}{\varepsilon_s z_n^2 - 1} - 2\rho_n \varepsilon_s z_0^2 \right],$$

$$h_n^{(+)}(z_0)[\varepsilon_s \varphi_n^{(+)}(z_0) - \varphi_n^{(A1)}(z_s)] = \frac{e^{iz_0}}{z_0^{n+1}} \frac{Q_n(z_0)}{f_n(\varepsilon_s, z_0)} [\varepsilon_s f_n(\varepsilon_s, z_0) g_n(z_0) - (n+1)], \quad (E6)$$

where g_n has been defined in the article. That finally leads to the following approximation of the electric Mie coefficients:

$$a_n^{(A1)} = \frac{(n+1)z_0^{2n+1}}{(2n+1)!!} \frac{e^{-\rho_n z_0^2 - iz_0}}{Q_n(z_0)} \frac{(\varepsilon_s - 1)(f_n(\varepsilon_s, z_0) - z_n^2)}{\varepsilon_s f_n(\varepsilon_s, z_0) g_n(z_0) - (n+1)}. \quad (E7)$$

APPENDIX F: APPROXIMATION OF b_n

$$\varphi_n^{(A1)}(z_0) - \varphi_n^{(A1)}(z_s) = \frac{2z_n^2}{z_n^2 - 1} + 2\rho_n z_0^2 - \frac{2\varepsilon_s z_n^2}{\varepsilon_s z_n^2 - 1} - 2\rho_n \varepsilon_s z_0^2 = -2\rho_n z_0^2 (\varepsilon_s - 1) + 2z_n^2 \left[\frac{\varepsilon_s - 1}{(z_n^2 - 1)(\varepsilon_s z_n^2 - 1)} \right]. \quad (F1)$$

If we assume that $z_n^2 \ll 1$, it then leads to

$$\varphi_n^{(A1)}(z_0) - \varphi_n^{(A1)}(z_s) \simeq (\varepsilon_s - 1) \left(-\frac{2z_n^2}{\varepsilon_s z_n^2 - 1} - 2\rho_n z_0^2 \right). \quad (F2)$$

Keeping the assumption $z_n^2 \ll 1$ in the approximation $j_n^{(A1)}$, it then follows that

$$j_n^{(A1)}(z_0)[\varepsilon_s \varphi_n^{(A1)}(z_0) - \varphi_n^{(A1)}(z_s)] \simeq \frac{z_0^{2n+1}}{(2n+1)!!} e^{-\rho_n z_0^2} (\varepsilon_s - 1) L_n(\varepsilon_s, z_0), \quad (F3)$$

and the denominator can be also approximated:

$$\varphi_n^{(+)}(z_0) - \varphi_n^{(A1)}(z_s) = \varphi_n^{(+)}(z_0) - (n+1) - \varepsilon_s \left(\frac{2z_n^2}{z_n^2 - 1} + 2\rho_n z_0^2 \right) = \varepsilon_s L_n(\varepsilon_s, z_0) + \varphi_n^{(+)}(z_0) - (n+1), \quad (F4)$$

which then leads to the following approximation for b_n :

$$b_n^{(A1)} = \frac{z_0^{2n+1}}{(2n+1)!!} \frac{e^{-\rho_n z_0^2 - iz_0}}{Q_n(z_0)} \frac{(\varepsilon_s - 1) L_n(z_0)}{\varepsilon_s L_n(\varepsilon_s, z_0) + \varphi_n^{(+)}(z_0) - (n+1)}. \quad (F5)$$

APPENDIX G:

The outgoing spherical Hankel functions can be written in the following form:

$$h_n^{(+)}(z) = (-i)^{n+1} \frac{e^{iz}}{z} \sum_{s=0}^n \frac{i^s}{s!(2z)^s} \frac{(n+s)!}{(n-s)!} = \frac{e^{iz}}{z^{n+1}} \sum_{s=0}^n (-1)^{n+1} \frac{i^{n+s+1}}{s!(2)^s} \frac{(n+s)!}{(n-s)!} z^{n-s},$$

$$h_n^{(+)}(z) = \frac{e^{iz}}{z^{n+1}} Q_n(z), \quad (G1)$$

where the polynomial function $Q_n(z) = \sum_{s=0}^n (-1)^{n+1} \frac{i^{n+s+1}}{s!(2)^s} \frac{(n+s)!}{(n-s)!} z^{n-s}$.

APPENDIX H:

$$\varepsilon_{UL}^{(e2)} = \frac{-\left[\left(\frac{n+3}{r_n^2} - 2\rho_n^{(e)}\right)z_0^2 - n\right] + \sqrt{\left[\left(\frac{n+3}{r_n^2} - 2\rho_n^{(e)}\right)z_0^2 - n\right]^2 + 4(n+1)\left[n\left(\frac{z}{r_n}\right)^2 + 2\rho_n^{(e)}\frac{z^4}{r_n^2}\right]}{\left[n\left(\frac{z}{r_n}\right)^2 + 2\rho_n^{(e)}\frac{z^4}{r_n^2}\right]}. \quad (H1)$$

- [1] H. C. van de Hulst, *Light Scattering by Small Particles*, Structure of Matter Series (Dover, Mineola, NY, 1981).
- [2] J. D. Jackson, *Classical Electrodynamics*, 3rd ed. (John Wiley & Sons, New York, 1999).
- [3] C. F. Bohren and D. R. Huffman, *Absorption and Scattering of Light by Small Particles* (Wiley Science, New York, 1983).
- [4] M. Mishchenko, L. Travis, and A. Lacis, *Scattering, Absorption, and Emission of Light by Small Particles* (Cambridge University Press, Cambridge, UK, 2006).
- [5] L. Novotny and B. Hecht, *Principles of Nano-Optics* (Cambridge University Press, Cambridge, UK, 2006).
- [6] M. I. Tribelsky and B. S. Lyk'yanchuk, *Phys. Rev. Lett.* **97**, 263902 (2006).
- [7] G. Mie, *Ann. Phys. (Berlin, Ger.)* **330**, 377 (1908).
- [8] G. Gouesbet and G. Gréhan, *Generalized Lorenz-Mie Theories* (Springer-Verlag, Berlin Heidelberg, 2011).
- [9] K. L. Kelly, E. Coronado, L. L. Zhao, and G. C. Schatz, *J. Phys. Chem. B* **107**, 668 (2003).
- [10] R. Colom, A. Devilez, N. Bonod, and B. Stout, *Phys. Rev. B* **93**, 045427 (2016).
- [11] B. Stout, A. Devilez, B. Rolly, and N. Bonod, *J. Opt. Soc. Am. B* **28**, 1213 (2011).
- [12] A. Wokaun, J. P. Gordon, and P. F. Liao, *Phys. Rev. Lett.* **48**, 957 (1982).
- [13] M. Meier and A. Wokaun, *Opt. Lett.* **8**, 581 (1983).
- [14] H. Kuwata, H. Tamaru, K. Esumi, and K. Miyano, *Appl. Phys. Lett.* **83**, 4625 (2003).
- [15] A. Moroz, *J. Opt. Soc. Am. B* **26**, 517 (2009).
- [16] G. C. des Franes, *Int. J. Mol. Sci.* **10**, 3931 (2009).
- [17] S. Albaladejo, R. Gómez-Medina, L. Froufe-Pérez, H. Marchio, R. Carminati, J. Torrado, G. Armelles, A. García-Martín, and J. J. Saénz, *Opt. Express* **18**, 3556 (2010).
- [18] E. C. L. Ru, W. R. C. Somerville, and B. Auguie, *Phys. Rev. A* **87**, 012504 (2013).
- [19] A. B. Evlyukhin, C. Reinhardt, and B. N. Chichkov, *Phys. Rev. B* **84**, 235429 (2011).
- [20] A. García-Etxarri, R. Gómez-Medina, L. S. Froufe-Pérez, C. López, L. Chantada, F. Scheffold, J. Aizpurua, M. Nieto-Vesperinas, and J. J. Saénz, *Opt. Express* **19**, 4815 (2011).
- [21] X. Zambrana-Puyalto and N. Bonod, *Phys. Rev. B* **91**, 195422 (2015).
- [22] R. Savelev, S. Makarov, A. Krasnok, and P. Belov, *Opt. Spectrosc.* **119**, 551 (2015).
- [23] M. Decker and I. Staude, *J. Opt.* **18**, 103001 (2016).
- [24] A. I. Kuznetsov, A. E. Miroshnichenko, M. L. Brongersma, Y. S. Kivshar, and B. Luk'yanchuk, *Science* **354**, aag2472 (2016).
- [25] D. E. Aspnes and A. A. Studna, *Phys. Rev. B* **27**, 985 (1983).
- [26] P. B. Johnson and R. W. Christy, *Phys. Rev. B* **6**, 4370 (1972).
- [27] V. Grigoriev, A. Tahri, S. Varault, B. Rolly, B. Stout, J. Wenger, and N. Bonod, *Phys. Rev. A* **88**, 011803 (2013).
- [28] G. Videen, J. Li, and P. Chýlek, *J. Opt. Soc. Am. A* **12**, 916 (1995).
- [29] A. I. Kuznetsov, A. E. Miroshnichenko, Y. H. Fu, J. Zhang, and B. Luk'yanchuk, *Sci. Rep.* **2**, 492 (2012).
- [30] R. G. Newton, *Scattering Theory of Waves and Particles*, International Series in Pure and Applied Physics (McGraw-Hill, New York, 1966).
- [31] G. Watson, *A Treatise on the Theory of Bessel Functions*, Cambridge Mathematical Library (Cambridge University Press, Cambridge, UK, 1944).
- [32] M. Abramowitz and I. A. Stegun, *Handbook of Mathematical Functions: With Formulas, Graphs, and Mathematical Tables*, Applied Mathematics Series (Dover Publications, New York, 1964).
- [33] C. A. Balanis, *Advanced Engineering Electromagnetics* (John Wiley & Sons, Hoboken, New Jersey, 2012).
- [34] R.-L. Chern and X.-X. Liu, *J. Opt. Soc. Am. B* **27**, 488 (2010).
- [35] L. Landau, E. Lifshits, and L. Pitaevskiĭ, *Electrodynamics of Continuous Media*, 2nd ed., Course of Theoretical Physics, Vol. 8 (Butterworth-Heinemann, Oxford, UK, 1995), p. 460.
- [36] V. Grigoriev, N. Bonod, J. Wenger, and B. Stout, *ACS Photonics* **2**, 263 (2015).
- [37] A. Devilez, X. Zambrana-Puyalto, B. Stout, and N. Bonod, *Phys. Rev. B* **92**, 241412 (2015).
- [38] B. García-Cámara, F. Moreno, F. González, J. Saiz, and G. Videen, *J. Opt. Soc. Am. A* **25**, 327 (2008).
- [39] G. Videen and W. S. Bickel, *Phys. Rev. A* **45**, 6008 (1992).
- [40] A. E. Miroshnichenko, *Phys. Rev. A* **80**, 013808 (2009).
- [41] Y. Yamada, H. Uyama, S. Watanabe, and H. Nozoye, *Appl. Opt.* **38**, 6638 (1999).
- [42] A. E. Miroshnichenko, A. B. Evlyukhin, Y. F. Yu, R. M. Bakker, A. Chipouline, A. I. Kuznetsov, B. Luk'yanchuk, B. N. Chichkov, and Y. S. Kivshar, *Nat. Commun.* **6**, 8069 (2015).