



HAL
open science

How to Close the Loop of Platinum from Heavy Vehicles Catalytic Converters?

Michael Saidani, Bernard Yannou, Yann Leroy, François Cluzel

► To cite this version:

Michael Saidani, Bernard Yannou, Yann Leroy, François Cluzel. How to Close the Loop of Platinum from Heavy Vehicles Catalytic Converters?: Framework to Evaluate the Impact of Several Promising Action Levers. The 9th biennial conference of the International Society for Industrial Ecology (ISIE) and the 25th annual conference of the International Symposium on Sustainable Systems and Technology (ISSST), Jun 2017, Chicago, United States. , 2017. hal-01571583

HAL Id: hal-01571583

<https://hal.science/hal-01571583>

Submitted on 3 Aug 2017

HAL is a multi-disciplinary open access archive for the deposit and dissemination of scientific research documents, whether they are published or not. The documents may come from teaching and research institutions in France or abroad, or from public or private research centers.

L'archive ouverte pluridisciplinaire **HAL**, est destinée au dépôt et à la diffusion de documents scientifiques de niveau recherche, publiés ou non, émanant des établissements d'enseignement et de recherche français ou étrangers, des laboratoires publics ou privés.

1. Context - Key Figures

- Emission regulations are increasingly strict
- Catalytic converters (CC) are mandatory devices
- Contain a non-negligible amount of Platinum (Pt)
- European dependency on "critical raw materials" such as Pt coming mainly from South Africa [EC, 12]
- No EoL regulations for heavy vehicles in Europe
- Boom of circular economy (CE) practices to explore



Tremendous Economic Cost: 1 kg of Platinum = 30 k€

Environmental Burden (GHG Emissions + Energy): 1 kg of Primary Platinum = 40 tons CO₂ eq. + 200 GJ

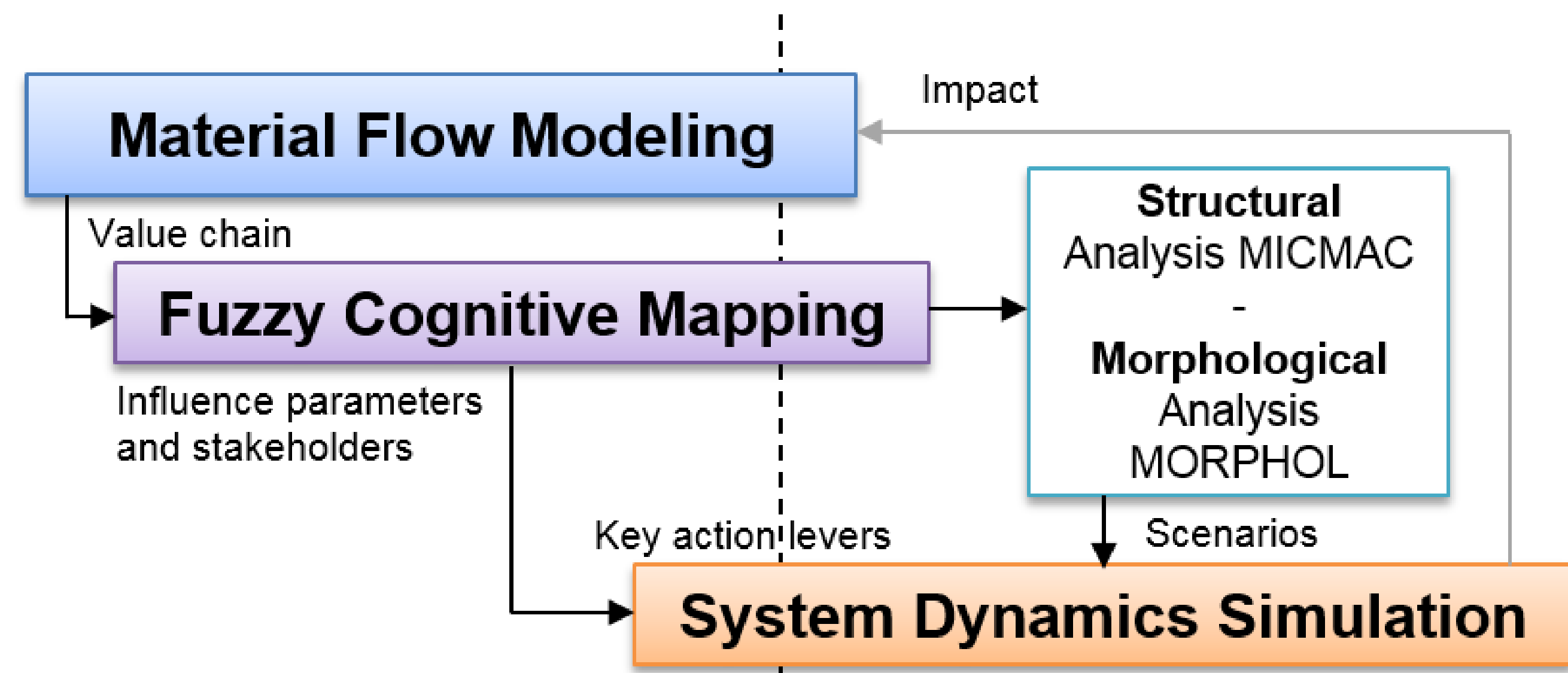
Technological Feasibility to Recycle Pt from CC > 95 %

- Interest for European industrialists to recover the Pt of their systems
- Secondary Pt from EoL CC could divide by 20 the environmental cost

2. Objectives

- Make an inventory of influence parameters to close-the-loop & link the identified parameters to stakeholders' action levers
- Quantify the impact of key actions levers on the CE performance by considering both environmental & economic parameters
- Propose and test a methodology to do so on an industrial system

4. A Multi-Tool Methodology



1. Material Flow Analysis (MFA) with STAN

- To have a comprehensive and quantitative view of the current value chain and its important sub-systems (collection rates, exports, EoL chain efficiency, ...)
- To capture visually the missed opportunities and value buckets
- To identify involved stakeholders on the value chain

2. Fuzzy Cognitive Mapping (FCM) with Mental Modeler

- To map and link both influencing parameters and potential actions levers of a complex system on a semi-quantitative causal graph

3. Structural Analysis with MICMAC

- To select key influence parameters and promising actions levers

4. Scenarios Generation with MORPHOL

- To set up different relevant prospective scenarios

5. System Dynamics (SD) with Vensim

- To simulate and compare the influence of selected actions levers on the CE performance, with stocks & flows, plus feedback loops
- To evaluate the potential environmental and economic impacts


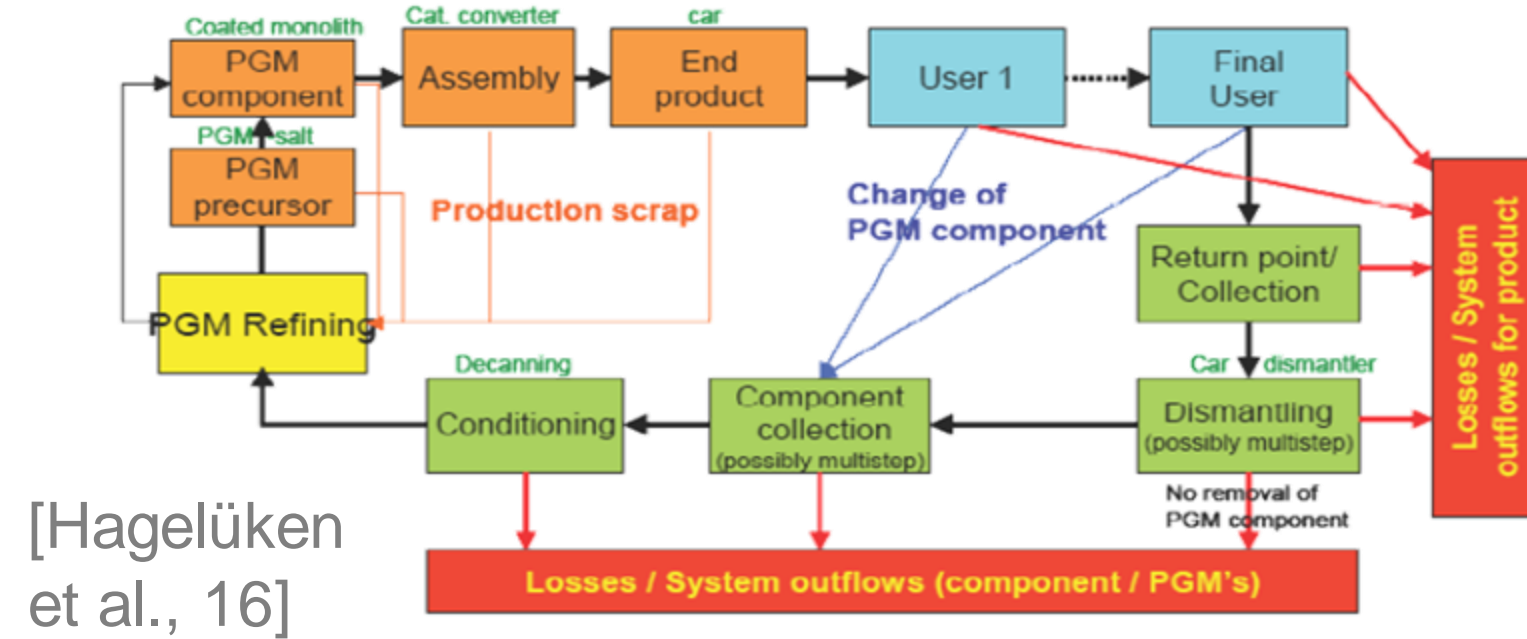
→ Looping to report the impact on the value chain and actors' network

References

- [EC, 12] Report on Critical Raw Materials for the EU, European Commission, 2012.
- [Farel et al., 13] Farel, R., Yannou, B., Bertoluci, G., Finding Best Practices for Automotive Glazing Recycling: a Network Optimization Model, Journal of Cleaner Production, 2013.
- [Hagelüken et al., 16] Hagelüken, C., et al., The EU Circular Economy and Its Relevance to Metal Recycling, Recycling Volume 1, Issue 2, 2016.
- [Idjis et al., 17] Idjis, H., Da Costa, P., Attias, D., Is Electric Vehicles Battery Recovery a Source of Cost or Profit?, The Automobile Revolution, Springer, 2017.
- [Johnson Matthey, 2017] PGM Market Report May 2017, Summary of Platinum Supply & Demand in 2016 and Forecast for 2017, JM Precious Metals Management, 2017.

3. Literature Review - Industrial Diagnosis

Current Value Chain of Platinum from Catalytic Converter



- Overall platinum recycling rate from autocatalyst = 50% (less for heavy vehicles) → How to improve the end-of-life recycling rate of Pt & the recovery of CC in Europe?
- Many qualitative recommendations and opportunities are discussed in the literature
- But there is a lack of quantitative studies to evaluate the impact of possible solutions

Methods & Tools to Model and Simulate CE Strategies

- Use several tools (from industrial ecology, sustainability, prospective methods, etc) and their complementary strengths to cover the whole complexity of the CE paradigm (e.g. systemic & lifecycle thinking, ...)

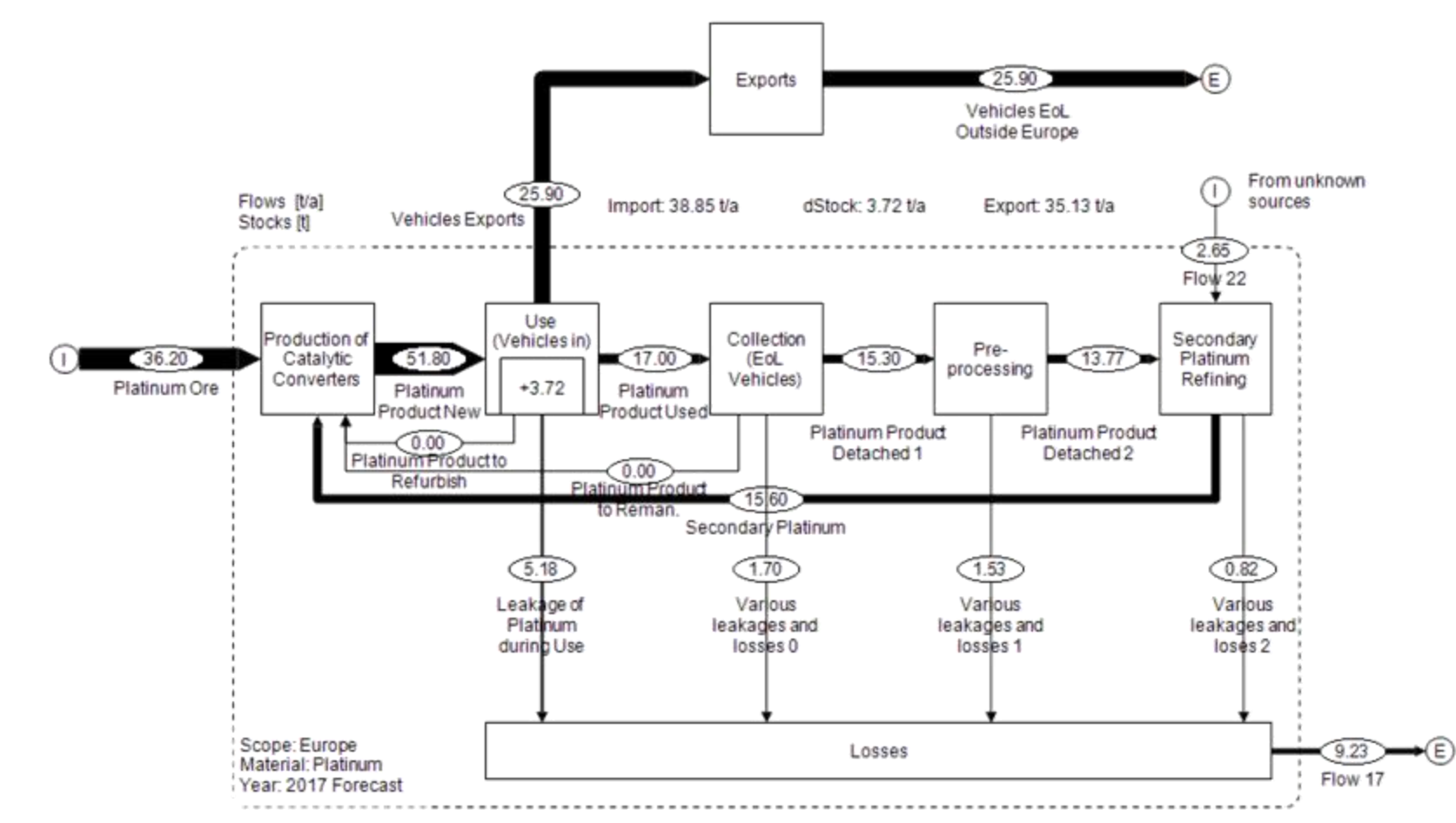
Features Tools	Modeling services	Simulation-based	Feedback loops	Value Network ...
MFA	X		(X)	X
System Dynamics (SD) ...	(X)	X	X	

- Multimethodology (mix of modeling and simulation tools) inspiration from the works of: [Farel et al.,13] SD to design an end-of-life (EoL) value chain of glass from EoL cars [Idjis et al., 17] Cognitive mapping & SD to design a recycling network for lithium-ion batteries

5. Application - First Results

1. Material Flow Analysis + Stakeholders Mapping + Value Buckets

- 1 MFA for the Pt value chain from CC, at the European scale, data from [JM, 17]
- 1 MFA for the Pt need, use and recovery from the point of view of an European company manufacturing and selling CC → Quantified information about the existing channels, with stocks and losses for the European Union and for one OEM

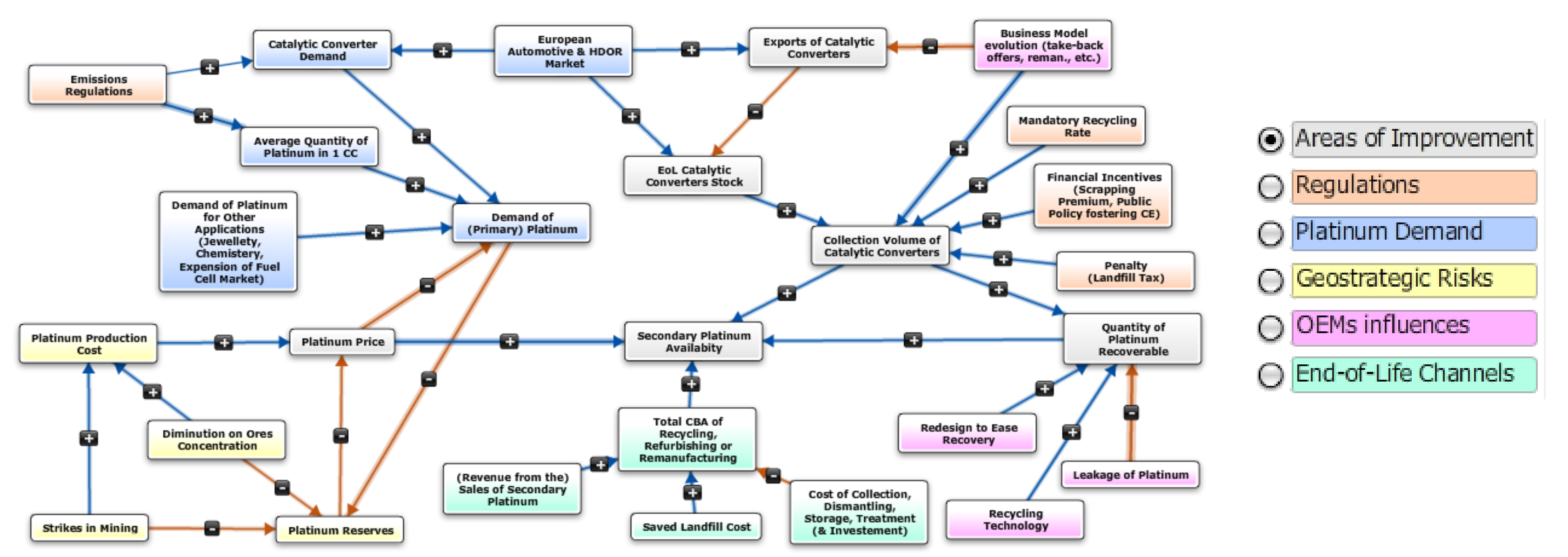


Examples of involved actors: **ANGLO PLATINUM**, **Johnson Matthey** (Precious Metals Management), **LIEBHERR**, **BOUYGUES CONSTRUCTION**, **CIDER Engineering**

Value Bucket: Stock of CC in use in Europe Annual Import > 36 tons of Primary Platinum

Value Bucket: Halve the import of Primary Pt → Savings of: 700 k tons CO₂ eq. & 3 000 TJ

2. Fuzzy Cognitive Mapping + Clusters of Action Levers



6. Perspectives - Next Steps

