



HAL
open science

A constitutive multiphysics modeling for nearly incompressible dissipative materials: application to thermo–chemo-mechanical aging of rubbers

Stéphane Lejeunes, Dominique Eyheramendy, Adnane Boukamel, Alexis Delattre, Stéphane Méo, Komla Dela Ahose

► To cite this version:

Stéphane Lejeunes, Dominique Eyheramendy, Adnane Boukamel, Alexis Delattre, Stéphane Méo, et al.. A constitutive multiphysics modeling for nearly incompressible dissipative materials: application to thermo–chemo-mechanical aging of rubbers. *Mechanics of Time-Dependent Materials*, 2018, 22 (1), pp.51–66. 10.1007/s11043-017-9351-2 . hal-01569924

HAL Id: hal-01569924

<https://hal.science/hal-01569924>

Submitted on 1 Jan 2018

HAL is a multi-disciplinary open access archive for the deposit and dissemination of scientific research documents, whether they are published or not. The documents may come from teaching and research institutions in France or abroad, or from public or private research centers.

L'archive ouverte pluridisciplinaire **HAL**, est destinée au dépôt et à la diffusion de documents scientifiques de niveau recherche, publiés ou non, émanant des établissements d'enseignement et de recherche français ou étrangers, des laboratoires publics ou privés.

A constitutive multiphysics modeling for nearly incompressible dissipative materials: application to thermo-chemo-mechanical aging of rubbers

S. Lejeunes¹ · D. Eyheramendy¹ · A. Boukamel² · A. Delattre³ · S. Méo⁴ · K.D. Ahose¹

Received: date / Accepted: date

Abstract In this paper we investigate the modeling of chemo-physical evolution due to thermo-mechanical loadings at finite strain in soft materials. In particular we discuss the question of a proper and consistent thermodynamical formulation in the case of nearly incompressible materials. The objective of this phenomenological modeling is to represent the thermo-chemo-mechanical aging that occurs in filled rubber during high cycles fatigue for some specific loading conditions.

Keywords chemo-physical aging · filled rubber · self heating

1 Introduction

The question of the relative influence between local chemo-physical evolutions and the local thermo-mechanical state is fundamental for materials science. This question appears for different materials and applications, e.g. material processing, environmental aging, recycling. A wide literature on these topics especially regarding experimental aspects exist. The constitutive and the numerical modeling of these phenomena have received growing attention since the last decade and one can find different approaches and different applications in the literature. For instance, in Loeffel and Anand (2011), the authors investigate a multiphysics model of the oxydation of metallic thermal barrier coatings in severe operating conditions. In Gigliotti and Grandidier (2010), Gigliotti et al (2011) and Johlitz and

1

LMA, CNRS, UPR 7051, Centrale Marseille, Aix-Marseille Univ, F-13402 Marseille Cedex 20, France

Tel.: +33 484 525 597

E-mail: lejeunes@lma.cnrs-mrs.fr

2

IRT Raylenium, LAMIH, Univ. Valenciennes, F-59300 Famars, France

3

Airbus Helicopters, Marignane, France

4

LMR, EA 2640, Université F. Rabelais de Tours, France

Lion (2013) the thermo-oxydation aging of a polymer matrix including chemical reactions, diffusion and mechanical coupling is proposed. The modeling of the curing of polymers and the vulcanization of rubbers, including chemo-thermo-mechanical couplings has been investigated in Lion and Höfer (2007), Mahnken (2013), Kannan and Rajagopal (2011) and André and Wriggers (2005). All these works share the same philosophy that chemo-physical evolutions are strongly coupled to the thermo-mechanical behavior and must be taken into account in a robust and consistent thermodynamical framework.

From a general scientific point of view, assuming both, a stoichiometric chemical process and a local mixture as a whole hypothesis (*i.e.*, at a material point $\mathbf{x}(\mathbf{X}, t)$ the relative velocities of chemical species are null), the question of coupling thermo-chemo-mechanical mechanisms in a continuum framework does not pose major difficulties. The appropriate thermodynamical framework can be found in Prigogine (1968) for instance. Nevertheless, even for simple cases, some questions remain opened for the case of nearly-incompressible materials. The nearly-incompressibility constraint and the fact that soft materials are sensitive to thermal dilation and chemical volume variations raises the question of the influence of chemical reaction on the thermal and mechanical states. The role of the hydrostatic pressure on the chemical process also need to be taken into account. In this paper we propose to define a mechanical volume variation directly linked to the nearly incompressibility constraint. Another question concerns the chemical contribution to the free energy. In NGuyen et al (2016), we have proposed a chemical thermodynamic free energy potential that introduces an induction temperature below which no chemical reactions occurs. This is compatible with the existence of a reference state (that is stress and evolution free). The chemical thermodynamical force (*i.e.* the chemical affinity) derives from the thermodynamic potential and takes into account a mechanical contribution.

In this paper, we propose to use a mixed free energy form inspired by a partial Legendre transform of the Helmholtz free energy where the volume variation is replaced by the hydrostatic pressure (as similarly adopted in Lion et al (2014)). The chemical affinity is therefore directly linked to the hydrostatic pressure. Furthermore, we investigate the case of fully incompressible materials as a limit of quasi-incompressibility. We show that the proposed model can phenomenologically represent aging phenomena that are strongly coupled to the thermal and mechanical state on trial examples.

2 Experimental motivations

The developments proposed in this paper are motivated by experimental observations done during studies of the fatigue life of different rubber materials: a silicone rubber filled with silica and a butadiene rubber filled with carbon black (see Grandcoin et al (2014); Delattre et al (2016)). We observe different behaviors depending both on the mechanical loading and the kind of specimens used. For thin specimens (used for tension), we mainly observed damage due to fatigue. For larger specimens, where heat build can lead to important thermal gradients in the specimen, we observe a stiffening phenomena. Obviously, this phenomena is

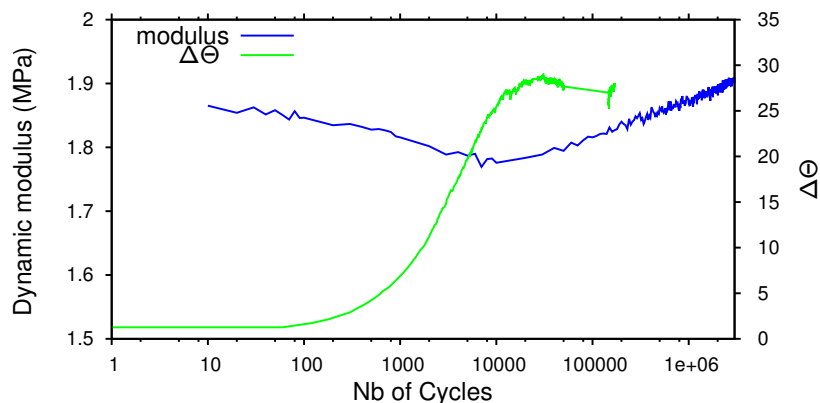


Fig. 1 Evolution of the dynamical stiffness and the surface temperature variation of a dumbbell specimen submitted to fatigue cyclic test, $12Hz$, $\pm 10\%$ of dynamic amplitude with $+50\%$ of static preload (butadiene rubber filled with carbon black).




Fig. 2 Temperature variation fields at the surface of a dumbbell specimen during a fatigue test, $12Hz$, $\pm 10\%$ of dynamic amplitude with $+50\%$ of static preload (butadiene rubber filled with carbon black).

strongly related to the amplitude of the mechanical loading: for high amplitudes, damage is the dominant phenomenon, and for small amplitudes behavior does not evolve.

Figure 1 shows the evolution of the dynamical stiffness and the maximum surface temperature of a filled rubber specimen during fatigue test at room temperature. These results show that for the first 10 000 cycles the specimen temperature increases due to self heating while in the same time we can observe a thermal softening phenomena. This is classical for filled rubber. This softening phase may also include internal damage. After 10 000 cycles, a thermal equilibrium is reached and the dynamical stiffness increases. This phenomenon may be caused by a chemo-physical evolution of the material. In figure 2 the temperature variation is heterogeneous except in the central zone of the surface of the specimen where it is nearly-homogenous. A temperature elevation of 30° is observed at the surface of the specimen. The temperature elevation is probably higher inside the specimen.

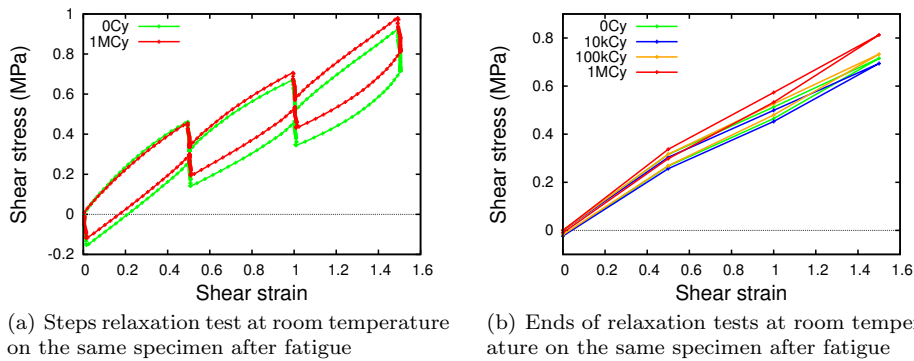


Fig. 3 Mechanical characterization tests at room temperature on double shear specimens that are previously submitted to fatigue ($12Hz$, $\pm 50\%$ of dynamical amplitude)

Aging can be confirmed with mechanical characterization test lead after fatigue at room temperature. In figure 3, we show simple shear relaxation tests on a double-shear specimens that are previously submitted to fatigue. We observe a stiffer relaxed behavior after fatigue. Obviously, this permanent (irreversible) stiffening or aging phenomena is only observed for specific fatigue conditions on large enough specimens. More details on the experimental protocol adopted for fatigue and characterisation tests can be found in Grandcoin et al (2014). In Garnier et al (2013), the authors also observed a non monotonous evolution of the dynamical stiffness during cyclic loading tests with an unexpected stiffening effect on a filled nitrile rubber.

3 Constitutive modeling

3.1 Kinematic

We adopte the same approach as in NGuyen et al (2016). We consider a chemical process with a single stoichiometric reaction. We can define a local internal variable $\xi(\mathbf{X}, t)$ that describes the relative advance of reaction (or chemical conversion). We assume that both the mechanical and the thermal behavior are related to the chemical process through the chemical conversion ξ . Typically ξ , can be taken as the normalized concentration of newly created sulfur cross-links at a material point.

We also assume that, in the reference state, no chemical reaction occurs and the material is stress free. As we are interested in a thermal aging phenomena, we also assume that the evolution and the initiation of the chemical reaction are strongly dependent on the temperature. Thus, we assume it exists an initiation temperature under which no reactive process can occur. To consider the nearly incompressible behavior, the thermal dilatation, the chemical volume variation and the viscoelastic strain, it is adopted the following splitting of the deformation gradient:

$$\mathbf{F} = J^{1/3} \bar{\mathbf{F}}_e \cdot \bar{\mathbf{F}}_v \quad \text{with} \quad J = J_\theta J_m J_\xi \quad (1)$$

where $\bar{\mathbf{F}}_e$ and $\bar{\mathbf{F}}_v$ are isochoric elastic and viscous deformation gradients. The thermal, mechanical and chemical volume variation are given respectively by:

$$J_\Theta = 1 + \alpha_\Theta(\Theta - \Theta_0) \quad (2)$$

$$J_m = \frac{J}{J_\Theta J_\xi} \quad (3)$$

$$J_\xi = 1 + \alpha_\xi g(\xi) \quad (4)$$

where α_Θ and α_ξ are material coefficients of thermal dilatation and chemical shrinkage/dilatation¹, Θ_0 is the initial (reference) temperature, $g(\xi)$ is a chemical shrinkage/dilatation function.

3.2 Thermodynamic

In the current configuration, the first and second thermodynamic principles (conservation of energy and entropy production) take the following local form (the dot superscript refers as the so-called material time derivative):

$$\rho \dot{e} - \boldsymbol{\sigma} : \mathbf{D} - \rho r + \operatorname{div}_{\mathbf{x}} \mathbf{q} = 0 \quad (5)$$

$$\rho \Theta \dot{s} - \rho r + \operatorname{div}_{\mathbf{x}} \mathbf{q} - \frac{\operatorname{grad}_{\mathbf{x}} \Theta}{\Theta} \cdot \mathbf{q} \geq 0 \quad (6)$$

where e is the specific internal energy, $\boldsymbol{\sigma}$ is the Cauchy stress, r is a furnished (exterior) heat power (defined by volume unit) and \mathbf{q} is the eulerian heat flux, s is the specific entropy, ρ is the current density, $\operatorname{div}_{\mathbf{x}}$ and $\operatorname{grad}_{\mathbf{x}}$ are respectively eulerian divergence and eulerian gradient. It is more practical to introduce another state potential, the free energy that takes mainly two forms: Gibbs or Helmholtz. We propose in this paper to use a mixed free energy form defined as follows:

$$\varphi = e + \beta - \Theta s = \psi + \beta \quad (7)$$

where ψ is the Helmholtz free energy and β is a potential related to the nearly incompressible behavior. The free energy φ is a mixed free energy that depends on state variables, $\bar{\mathbf{B}}, \Theta$, on internal variables, $\bar{\mathbf{B}}_e, \xi$, and on hydrostatic pressure p . The potential β depends on both p and J . This mixed form can be viewed as a partial Legendre transformation of the Helmholtz free energy in some simple situations. This concept has been recently used in Lion et al (2014) to investigate the caloric behavior of nearly incompressible media with irreversible volume changes.

Combining eq. (5) and eq. (6) with definition (7), one can obtain the following inequality:

$$\phi = \underbrace{\boldsymbol{\sigma} : \mathbf{D} - \rho \dot{\varphi} + \rho \dot{\beta} - \rho \Theta \dot{s}}_{\phi_{intr}} - \underbrace{\frac{\operatorname{grad}_{\mathbf{x}} \Theta}{\Theta} \cdot \mathbf{q}}_{\phi_\Theta} \geq 0 \quad (8)$$

where ϕ is the total dissipation ϕ_{intr} and ϕ_Θ are respectively the intrinsic and thermal parts of the dissipation. The material time derivatives of kinetic variables

¹ Depending on the process considered, chemical evolution can lead to shrinkage or expansion.

are defined from the following expressions:

$$\dot{J} = J(\mathbf{1} : \mathbf{D}) \quad (9)$$

$$\dot{\bar{\mathbf{B}}} = \mathbf{L} \cdot \bar{\mathbf{B}} + \bar{\mathbf{B}} \cdot \mathbf{L}^T - \frac{2}{3}(\mathbf{1} : \mathbf{D})\bar{\mathbf{B}} \quad (10)$$

$$\dot{\bar{\mathbf{B}}}_e = \mathbf{L} \cdot \bar{\mathbf{B}}_e + \bar{\mathbf{B}}_e \cdot \mathbf{L}^T - 2\bar{\mathbf{V}}_e \cdot \bar{\mathbf{D}}_v^\circ \cdot \bar{\mathbf{V}}_e - \frac{2}{3}(\mathbf{1} : \mathbf{D})\bar{\mathbf{B}}_e \quad (11)$$

where $\bar{\mathbf{B}} = \bar{\mathbf{F}} \cdot \bar{\mathbf{F}}^T$ and $\bar{\mathbf{B}}_e = \bar{\mathbf{F}}_e \cdot \bar{\mathbf{F}}_e^T$ are isochoric left Cauchy-Green tensors, $\bar{\mathbf{V}}_e$ comes from the polar decomposition $\bar{\mathbf{F}}_e = \bar{\mathbf{V}}_e \cdot \bar{\mathbf{R}}_e$, $\bar{\mathbf{D}}_v^\circ = \bar{\mathbf{R}}_e \cdot \mathbf{D}_v \cdot \bar{\mathbf{R}}_e^T$. Assuming the following dependence: $\varphi(\bar{\mathbf{B}}, \bar{\mathbf{B}}_e, \Theta, \xi, p)$ and $\beta(J, p, \Theta, \xi)$, The material time derivative of φ and β can be expressed as:

$$\begin{aligned} \dot{\varphi} = & \left(2\bar{\mathbf{B}} \cdot \frac{\partial \varphi}{\partial \bar{\mathbf{B}}} \right)^D : \mathbf{D} + \left(2\bar{\mathbf{B}}_e \cdot \frac{\partial \varphi}{\partial \bar{\mathbf{B}}_e} \right)^D : \mathbf{D} + \frac{\partial \varphi}{\partial \Theta} \dot{\Theta} + \frac{\partial \varphi}{\partial \xi} \dot{\xi} + \frac{\partial \varphi}{\partial p} \dot{p} \\ & - \left(2\bar{\mathbf{B}}_e \cdot \frac{\partial \varphi}{\partial \bar{\mathbf{B}}_e} \right) : \bar{\mathbf{D}}_v^\circ \end{aligned} \quad (12)$$

$$\dot{\beta} = J \frac{\partial \beta}{\partial J} \mathbf{1} : \mathbf{D} + \frac{\partial \beta}{\partial \Theta} \dot{\Theta} + \frac{\partial \beta}{\partial p} \dot{p} + \frac{\partial \beta}{\partial \xi} \dot{\xi} \quad (13)$$

Inserting eq. 12 and 13 in 8, the dissipation can be rewritten as:

$$\begin{aligned} \phi = & \left(\boldsymbol{\sigma} - 2\rho \left(\bar{\mathbf{B}} \cdot \frac{\partial \varphi}{\partial \bar{\mathbf{B}}} \right)^D - 2\rho \left(\bar{\mathbf{B}}_e \cdot \frac{\partial \varphi}{\partial \bar{\mathbf{B}}_e} \right)^D + \rho J \frac{\partial \beta}{\partial J} \mathbf{1} \right) : \mathbf{D} + \rho \left(-s - \frac{\partial \varphi}{\partial \Theta} + \frac{\partial \beta}{\partial \Theta} \right) \dot{\Theta} \\ & + \rho \left(\frac{\partial \beta}{\partial p} - \frac{\partial \varphi}{\partial p} \right) \dot{p} + \rho \left(\frac{\partial \beta}{\partial \xi} - \frac{\partial \varphi}{\partial \xi} \right) \dot{\xi} + \left(2\rho \bar{\mathbf{B}}_e \cdot \frac{\partial \varphi}{\partial \bar{\mathbf{B}}_e} \right) : \bar{\mathbf{D}}_v^\circ \\ & + \left(-\frac{\text{grad}_{\mathbf{x}} \Theta}{\Theta} \right) \cdot \mathbf{q} \geq 0 \end{aligned} \quad (14)$$

We assume that dissipation is only due to both thermal diffusion and internal variable evolutions², the following constitutive equations are obtained:

$$\begin{cases} \boldsymbol{\sigma} = \overbrace{2\rho \left(\bar{\mathbf{B}} \cdot \frac{\partial \varphi}{\partial \bar{\mathbf{B}}} \right)^D}^{\sigma_o} + \overbrace{2\rho \left(\bar{\mathbf{B}}_e \cdot \frac{\partial \varphi}{\partial \bar{\mathbf{B}}_e} \right)^D}^{\sigma_v} - \rho J \frac{\partial \beta}{\partial J} \mathbf{1} \\ s = -\frac{\partial \varphi}{\partial \Theta} + \frac{\partial \beta}{\partial \Theta} \\ \frac{\partial \beta}{\partial p} = \frac{\partial \varphi}{\partial p} \end{cases} \quad (15)$$

and the following inequalities must holds:

$$\begin{cases} \phi_m = \left(2\rho \bar{\mathbf{B}}_e \cdot \frac{\partial \varphi}{\partial \bar{\mathbf{B}}_e} \right) : \bar{\mathbf{D}}_v^\circ \geq 0 & \forall \bar{\mathbf{D}}_v^\circ \\ \phi_\xi = \rho \left(\frac{\partial \beta}{\partial \xi} - \frac{\partial \varphi}{\partial \xi} \right) \dot{\xi} \geq 0 & \forall \dot{\xi} \\ \phi_\Theta = \left(-\frac{\text{grad}_{\mathbf{x}} \Theta}{\Theta} \right) \cdot \mathbf{q} \geq 0 & \forall \mathbf{q} \end{cases} \quad (16)$$

² Internal variables evolutions are assumed to be independent from each others.

Using the definition of intrinsic dissipation, the energy conservation, eq. (5) can be re-written as follows:

$$\rho\Theta\dot{s} = \underbrace{\phi_{intr}}_{\phi_m + \phi_\xi} + \rho r - \operatorname{div}_{\mathbf{x}} \mathbf{q} \quad (17)$$

From the constitutive equation of the entropy given at eq. (15), the material time derivative of the entropy can be derived and inserted in the previous equation:

$$\rho C_p \dot{\Theta} = \phi_m + \phi_\xi + l_m + l_\xi + \rho r - \operatorname{div}_{\mathbf{x}} \mathbf{q} \quad (18)$$

where l_m, l_ξ are respectively mechanical and chemical coupling terms defined by:

$$l_m = \Theta \left(\frac{\partial \boldsymbol{\sigma}}{\partial \Theta} : \mathbf{D} - \frac{\partial \boldsymbol{\sigma}_v}{\partial \Theta} : \bar{\mathbf{D}}_v^o \right) + \rho \Theta \left(\frac{\partial^2 \varphi}{\partial \Theta \partial p} - \frac{\partial^2 \beta}{\partial \Theta \partial p} \right) \dot{p} \quad (19)$$

$$l_\xi = \rho \Theta \left(\frac{\partial^2 \varphi}{\partial \Theta \partial \xi} - \frac{\partial^2 \beta}{\partial \Theta \partial \xi} \right) \dot{\xi} \quad (20)$$

The heat capacity is defined as follows:

$$C_p = -\Theta \left(\frac{\partial^2 \varphi}{\partial \Theta^2} - \frac{\partial^2 \beta}{\partial \Theta^2} \right) \quad (21)$$

3.3 A simple thermo-chemo-viscoelastic model

We consider the case of isotropic behaviors (thermal and mechanical) and we propose to adopt the following potentials:

$$\begin{aligned} \rho_0 \varphi = & \mu_0 (I_1(\bar{\mathbf{B}}) - 3) + \mu_v (I_1(\bar{\mathbf{B}}_e) - 3) + C_0 \left(\Theta - \Theta_0 - \Theta \log \left(\frac{\Theta}{\Theta_0} \right) \right) \\ & - C_1 \frac{(\Theta - \Theta_0)^2}{2\Theta_0} + C_2 \left(\Theta_{ind} \log \left(\frac{\Theta}{\Theta_{ind}} \right) \frac{(1 - \xi)^{n+1}}{n+1} \right. \\ & \left. - \Theta_0 \log \left(\frac{\Theta_0}{\Theta_{ind}} \right) \right) \end{aligned} \quad (22)$$

$$\rho_0 \beta = p(J_m - 1) + \frac{p^2 J_\Theta J_\xi}{2K_v} \quad (23)$$

where $I_1(\bar{\mathbf{B}}), I_1(\bar{\mathbf{B}}_e)$ are the first invariants of the left Cauchy-Green total and elastic isochoric tensors, μ_0, μ_v are the mechanical modulus that depend on Θ and ξ , C_0 and C_1 are the heat coefficients (that are assumed to be constant in this paper), C_2 is a heat coefficient related to the chemical process (that is exothermic in the present case), Θ_{ind} is an induction temperature for the chemical process³, n is a chemical parameter, K_v is the compressibility modulus (that is assumed as constant). The initial mass density ρ_0 is related to the current mass density through the relation: $\rho = J\rho_0$.

We can remark that the mixed potential β is similar to a perturbed Lagrangian form used in the case of purely incompressible formulation for which $Kv \rightarrow \infty$.

³ For free hydrostatic pressure conditions, no chemical reactions are assumed to occurs if $\Theta < \Theta_{ind}$

In this case p can be viewed as a Lagrange multiplier. We can also remark that the nearly incompressible mechanical behavior strictly act on J_m and not on J . Therefore, the modulus K_v has clearly the sense of a mechanical compressibility modulus.

Using definitions 22 and 23 in 15, we obtain the following:

$$\boldsymbol{\sigma} = \frac{2}{J}\mu_0(\Theta, \xi)\bar{\mathbf{B}}^D + \frac{2}{J}\mu_v(\Theta, \xi)\bar{\mathbf{B}}_e^D - \frac{p}{J_\Theta J_\xi} \mathbf{1} \quad (24)$$

$$s = -\frac{1}{\rho_0} \frac{\partial \mu_0}{\partial \Theta} (I_1(\bar{\mathbf{B}}) - 3) - \frac{1}{\rho_0} \frac{\partial \mu_v}{\partial \Theta} (I_1(\bar{\mathbf{B}}_e) - 3) + \frac{C_0}{\rho_0} \log\left(\frac{\Theta}{\Theta_0}\right) + \frac{C_1}{\rho_0} \frac{(\Theta - \Theta_0)}{\Theta_0} - \frac{C_2}{\rho_0} \frac{\Theta_{ind}}{\Theta} \frac{(1 - \xi)^{n+1}}{n+1} - \frac{p\alpha_\Theta J}{J_\Theta^2 J_\xi} + \frac{p^2 \alpha_\Theta J_\xi}{2K_v} \quad (25)$$

$$p = -\frac{K_v}{J_\Theta J_\xi} (J_m - 1) \quad (26)$$

The heat capacity and latent heat terms are obtained from eqs. (21), (19) and (20):

$$C_p = -\frac{\Theta}{\rho_0} \frac{\partial^2 \mu_0}{\partial \Theta^2} (I_1(\bar{\mathbf{B}}) - 3) - \frac{\Theta}{\rho_0} \frac{\partial^2 \mu_v}{\partial \Theta^2} (I_1(\bar{\mathbf{B}}_e) - 3) + \frac{C_0}{\rho_0} + \frac{C_1}{\rho_0} \frac{\Theta}{\Theta_0} + \frac{C_2}{\rho_0} \frac{\Theta_{ind}}{\Theta} \frac{(1 - \xi)^{n+1}}{n+1} + \frac{2}{\rho_0} \frac{\Theta p \alpha_\Theta^2 J}{J_\Theta^3 J_\xi} \quad (27)$$

$$l_m = \Theta \left(\frac{\partial \boldsymbol{\sigma}}{\partial \Theta} : \mathbf{D} - \frac{\partial \boldsymbol{\sigma}_v}{\partial \Theta} : \bar{\mathbf{D}}_v^\circ \right) + \frac{\Theta}{J} \left(\frac{J \alpha_\Theta}{J_\Theta^2 J_\xi} - \frac{p \alpha_\Theta J_\xi}{K_v} \right) \dot{p} \quad (28)$$

$$l_\xi = \frac{\Theta}{J} \left(\frac{\partial^2 \mu_0}{\partial \Theta \partial \xi} (I_1(\bar{\mathbf{B}}) - 3) + \frac{\partial^2 \mu_v}{\partial \Theta \partial \xi} (I_1(\bar{\mathbf{B}}_e) - 3) \right) \dot{\xi} - \frac{C_2 \Theta_{ind}}{J} (1 - \xi)^n \dot{\xi} + \frac{\Theta}{J} \frac{\partial g}{\partial \xi} \left(-\frac{p J \alpha_\Theta \alpha_\xi}{J_\Theta^2 J_\xi^2} - \frac{p^2 \alpha_\Theta \alpha_\xi}{2K_v} \right) \dot{\xi} \quad (29)$$

From eq (27), one can deduce that the physical requirement $C_p > 0$ implies constraints on the material parameters and their evolutions. As we assume the independence of internal variables evolutions, we have to satisfy the following inequalities:

$$\begin{cases} \phi_m = \left(\frac{2\mu_v}{J} \bar{\mathbf{B}}_e \right) : \bar{\mathbf{D}}_v^\circ \geq 0 & \forall \bar{\mathbf{D}}_v^\circ \\ \phi_\xi = A_\xi \dot{\xi} \geq 0 & \forall \dot{\xi} \\ \phi_\Theta = \left(-\frac{\text{grad}_{\mathbf{x}} \Theta}{\Theta} \right) \cdot \mathbf{q} \geq 0 & \forall \mathbf{q} \end{cases} \quad (30)$$

where A_ξ is the chemical affinity defined by:

$$A_\xi = \frac{C_2}{J} \Theta_{ind} \log\left(\frac{\Theta}{\Theta_{ind}}\right) (1 - \xi)^n - \frac{1}{J} \frac{\partial \mu_0}{\partial \xi} (I_1(\bar{\mathbf{B}}) - 3) - \frac{1}{J} \frac{\partial \mu_v}{\partial \xi} (I_1(\bar{\mathbf{B}}_e) - 3) + p \alpha_\xi \frac{\partial g}{\partial \xi} \left(\frac{-1}{J_\Theta J_\xi^2} + \frac{p J_\Theta}{2K_v J} \right) \quad (31)$$

One can remark that a fully coupled formulation is obtained: chemical affinity depends on temperature, hydrostatic pressure, mechanical elastic isochoric transformations. The mechanical contribution to the chemical evolution depends on the evolution of mechanical parameters with respect to chemical states and to function g . We propose to adopt the following evolution equations that fulfill requirements of eqs. (30) and objectivity:

$$\begin{cases} \bar{\mathbf{D}}_v^c = \frac{1}{2\tau} \bar{\mathbf{B}}_e^D \\ \dot{\xi} = k(\Theta) \langle A_\xi \rangle \\ \mathbf{q} = -k_t \text{grad}_x \Theta \end{cases} \quad (32)$$

where τ is a characteristic relaxation time (that can depend on Θ, ξ), k is a kinetic term that depends on Θ , k_t is an isotropic conductivity parameter which is assumed as constant in this paper. The Mac-Cauley brackets⁴, $\langle \bullet \rangle$ are introduced in the evolution law to avoid undesirable chemical reversion.

Finally, we assume that the chemical reaction leads to shrinkage defined from the following function:

$$g(\xi) = \frac{\exp^{-1} - \exp^{-(1-\xi)^2}}{\exp^{-1}} \quad (33)$$

4 Applications to homogeneous test cases

The material parameters used for the tests are given in table 1.

Density	$\rho_0 (Kg/m^3)$ 1000			
Thermal	$\alpha_\Theta (K^{-1})$ $2.2e^{-4}$	$C_0 (J/m^3/K)$ $4.6e^6$	$C_1 (J/m^3/K)$ $1e^6$	$k_t (W/m/K)$ 0.22
Mechanical	$K_v (Pa)$ $1.0e^9$ $\tau (s)$ $0.0818 - 0.0183\xi - 0.001(\Theta - 273)$	$\mu_0 (Pa)$ $1.e^6(0.2 + 1.5e^{-3}(\Theta - 273) + 0.35\xi)$ $\mu_v (Pa)$ $1.e^5(0.2 + 2.5\xi) + 8.e^7/(\Theta - 200)$		
Chemical	$C_2 (J/m^3/K)$ $3.0e^5$ n 1.3	$A ((Pa.s)^{-1})$ $1.3e^{-6}$ $\alpha\xi$ $1.e^{-3}$	$Ea (J/mol)$ $2.4e^4$	$\Theta_i (K)$ 343

Table 1 Material parameters

4.1 Adiabatic cyclic simple shear with constant hydrostatic pressure

The transformation is assumed to be homogeneous and corresponds to simple shear with isotropic dilatation. The deformation gradient and the eulerian gradient of

⁴ Mac-Cauley brackets are defined by $\langle f \rangle = f$ if $f > 0$ and $\langle f \rangle = 0$ otherwise.

velocity are expressed as follows⁵:

$$\mathbf{F}(t) = \begin{bmatrix} \lambda^{1/3} & \gamma(t) & 0 \\ 0 & \lambda^{1/3} & 0 \\ 0 & 0 & \lambda^{1/3} \end{bmatrix}, \quad \mathbf{L}(t) = \begin{bmatrix} 0 & \gamma'(t)/\lambda^{1/3} & 0 \\ 0 & 0 & 0 \\ 0 & 0 & 0 \end{bmatrix}, \quad \gamma(t) = \gamma_0 \sin(2\pi ft) \quad (34)$$

where f is the frequency, γ_0 is the amplitude of the shear deformation and λ is the dilatation. The viscoelastic Cauchy-Green tensor is assumed to be defined as follows:

$$\bar{\mathbf{B}}_{\mathbf{e}}(t) = \begin{bmatrix} B_{e11}(t) & B_{e12}(t) & 0 \\ B_{e12}(t) & B_{e22}(t) & 0 \\ 0 & 0 & 1/(B_{e11}(t)B_{e22}(t) - B_{e12}(t)^2) \end{bmatrix} \quad (35)$$

Using eqs. (24) and (26), the shear stress and the hydrostatic pressure can be expressed as (time dependance does not appear for the sake of simplicity):

$$\boxed{\begin{aligned} \sigma_{12} &= \frac{2\mu_0(\Theta, \xi)}{\lambda^{4/3}}\gamma + \frac{2\mu_v}{\lambda^{4/3}}(\Theta, \xi)B_{e12} \\ p &= \frac{-K_v}{J_\Theta J_\xi} \left(\frac{\lambda}{J_\Theta J_\xi} - 1 \right) \end{aligned}} \quad (36)$$

The dilatation is therefore defined by:

$$\lambda = J_\Theta J_\xi \left(1 - p \frac{J_\Theta J_\xi}{K_v} \right) \quad (37)$$

The mechanical and chemical evolutions equations are obtained from eqs. (32) as follows:

$$\boxed{\begin{aligned} \dot{\bar{\mathbf{B}}}_{\mathbf{e}} &= \mathbf{L} \cdot \bar{\mathbf{B}}_{\mathbf{e}} + \bar{\mathbf{B}}_{\mathbf{e}} \cdot \mathbf{L}^T - \frac{1}{\tau(\Theta, \xi)} \bar{\mathbf{B}}_{\mathbf{e}}^D \cdot \bar{\mathbf{B}}_{\mathbf{e}} \\ \dot{\xi} &= k(\Theta) < \frac{C_2}{\lambda} \Theta_{ind} \log \left(\frac{\Theta}{\Theta_{ind}} \right) (1 - \xi)^n - \frac{\partial \mu_0}{\partial \xi} \frac{\gamma^2}{\lambda^{5/3}} \\ &\quad - \frac{1}{\lambda} \frac{\partial \mu_v}{\partial \xi} (\text{tr}(\bar{\mathbf{B}}_{\mathbf{e}}) - 3) + p \alpha_\xi \frac{\partial g}{\partial \xi} \left(\frac{-1}{J_\Theta J_\xi^2} + \frac{p J_\Theta}{2\lambda K_v} \right) > \end{aligned}} \quad (38)$$

and the chemical kinetic term is defined from classical Arrhenius behavior:

$$k(\Theta) = A \exp^{-\frac{E_a}{R\Theta}} \quad (39)$$

where $R = 8.314 J/mol/K$ is the ideal gaz constant, A is the kinetic constant and E_a is the activation energy. The thermal equilibrium in adiabatic condition can

⁵ As we consider constant hydrostatic tests, the dilatation amplitude λ do not depends explicitly on time but only on ξ, Θ, p

be written as:

$$\begin{aligned}
 \frac{\rho_0}{\lambda} C_p \dot{\Theta} &= l_m + l_\xi + \phi_m + \phi_\xi, & \Theta(0) &= 293K \\
 \rho_0 C_p &= -\Theta \frac{\partial^2 \mu_v}{\partial \Theta^2} (\text{tr}(\bar{\mathbf{B}}_e) - 3) + C_0 \\
 &+ C_1 \frac{\Theta}{\Theta_0} + C_2 \frac{\Theta_{\text{ind}}}{\Theta} \frac{(1-\xi)^{n+1}}{n+1} + 2\Theta \frac{p\alpha_\Theta^2 \lambda}{J_\Theta^3 J_\xi} \\
 l_m &= \Theta \left(\frac{\partial \boldsymbol{\sigma}}{\partial \Theta} : \mathbf{D} - \frac{1}{2\tau} \frac{\partial \boldsymbol{\sigma}_v}{\partial \Theta} : \bar{\mathbf{B}}_e^{\text{D}} \right) \\
 l_\xi &= -\frac{C_2 \Theta_{\text{ind}}}{\lambda} (1-\xi)^n \dot{\xi} + \frac{\Theta}{\lambda} \frac{\partial g}{\partial \xi} \left(-\frac{p\lambda\alpha_\Theta\alpha_\xi}{J_\Theta^2 J_\xi^2} - \frac{p^2\alpha_\Theta\alpha_\xi}{2K_v} \right) \dot{\xi}
 \end{aligned} \tag{40}$$

The set of differential and algebraic equations (36), (38), (45) can be numerically solved for given values of p which is assumed constant in this test and $\gamma(t)$. In this paper, we have used a monolithic forward-Euler integration scheme⁶.

In figure 4, the activation of a chemical evolution with a self-heating due to a cyclic mechanical loading is shown. One can remark that when the temperature increase is too small the reaction rate is strictly zero (induction phase). In figures 5, the influence of the hydrostatic pressure on the chemical conversion and temperature evolution is shown. A compression state (positive values of p) is more favorable to a dilatation state (negative values of p). Computing the value of the dynamic shear modulus for each cycle, we can plot its evolution for various shear amplitudes. Figure 6 shows that the proposed model can reproduce the phenomena experimentally observed in figure 1 from a qualitative point of view. A thermal softening is followed by a stiffening phase. Obviously, this phenomena only occurs if self-heating is sufficient, *i.e.* when the mechanical amplitude is large enough.

4.2 Adiabatic temperature aging under constant elongation

In this example, we investigate the case of an adiabatic aging of a band of rubber under constant elongation. The mechanical behavior is assumed to be fully incompressible. The deformation gradient and the eulerian gradient of velocity are defined as follows:

$$\begin{aligned}
 \mathbf{F}(t) &= \begin{bmatrix} \lambda(t) & 0 & 0 \\ 0 & \sqrt{\frac{J_\Theta J_\xi}{\lambda(t)}} & 0 \\ 0 & 0 & \sqrt{\frac{J_\Theta J_\xi}{\lambda(t)}} \end{bmatrix}, & \mathbf{L}(t) &= \begin{bmatrix} \lambda'(t) & 0 & 0 \\ 0 & -\frac{\lambda'(t)\sqrt{J_\Theta J_\xi}}{2\lambda(t)^{3/2}} & 0 \\ 0 & 0 & -\frac{\lambda'(t)\sqrt{J_\Theta J_\xi}}{2\lambda(t)^{3/2}} \end{bmatrix} \\
 \lambda(t) &= \begin{cases} 1 + \frac{\lambda_0 t}{0.1} & \text{if } t \leq 0.1 \\ 1 + \lambda_0 & \text{if } t > 0.1 \end{cases}
 \end{aligned} \tag{41}$$

⁶ The explicit resolution of differential equations must be done with care on the time increment.

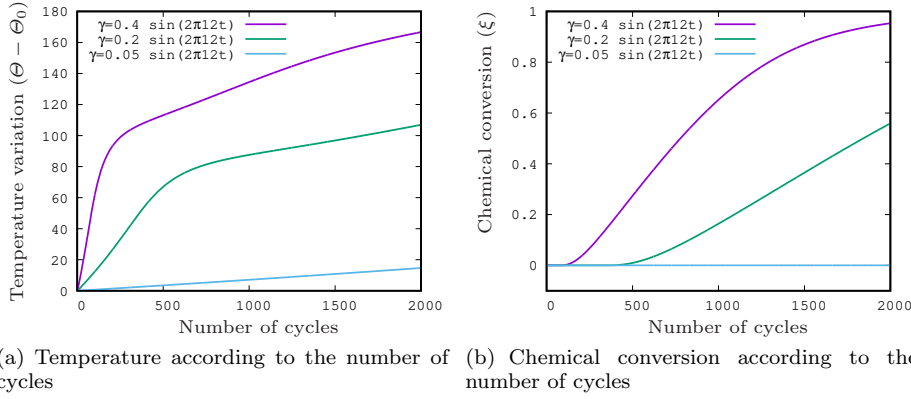


Fig. 4 Results of the cyclic adiabatic shear test for various dynamic amplitudes of shear at $f = 12Hz$, $p = 0 Mpa$

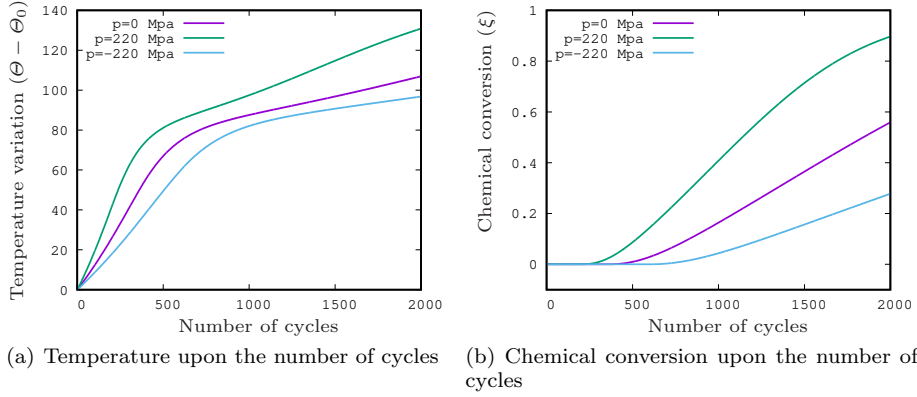


Fig. 5 Results of the cyclic adiabatic shear test for various values of p at $f = 12Hz$, $\gamma_0 = 0.2$

The viscoelastic Cauchy-Green tensor is assumed to be as follows:

$$\bar{\mathbf{B}}_{\mathbf{e}}(t) = \begin{bmatrix} B_{e_{11}}(t) & 0 & 0 \\ 0 & B_{e_{22}}(t) & 0 \\ 0 & 0 & 1/(B_{e_{11}}(t)B_{e_{22}}(t)) \end{bmatrix} \quad (42)$$

Using eq. (24), the non vanishing stress components are given by:

$$\begin{aligned} \sigma_{11} &= \frac{4}{3} \frac{\mu_0}{(J_{\Theta} J_{\xi})^{5/3}} (\lambda^2 - \frac{J_{\Theta} J_{\xi}}{\lambda}) + \frac{2}{3} \frac{\mu_v}{J_{\Theta} J_{\xi}} (2B_{e_{11}} - B_{e_{22}} - \frac{1}{B_{e_{11}} B_{e_{22}}}) \\ &\quad - \frac{p}{J_{\Theta} J_{\xi}} \\ \sigma_{22} = \sigma_{33} &= \frac{2}{3} \frac{\mu_0}{(J_{\Theta} J_{\xi})^{5/3}} (\frac{J_{\Theta}}{\lambda} - \lambda^2) + \frac{2}{3} \frac{\mu_v}{J_{\Theta} J_{\xi}} (2B_{e_{22}} - B_{e_{11}} - \frac{1}{B_{e_{11}} B_{e_{22}}}) \\ &\quad - \frac{p}{J_{\Theta} J_{\xi}} \end{aligned} \quad (43)$$

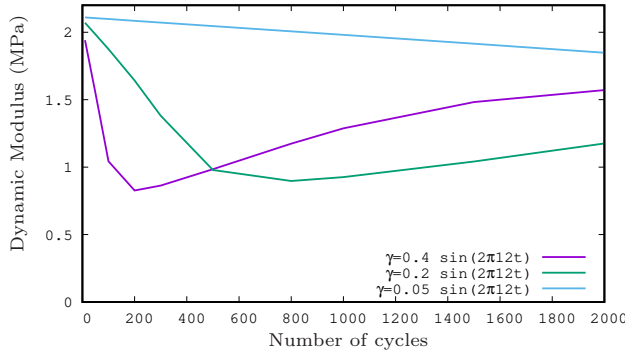


Fig. 6 Dynamic modulus evolution during cyclic simple shear tests for various amplitudes at $f = 12\text{Hz}$ and $p = 0\text{Mpa}$

As $J_m = 1$ (incompressible case), eq. (26) does not apply and p is defined from the condition of uniaxial stress ($\sigma_{22} = \sigma_{33} = 0$):

$$p = \frac{2}{3} \frac{\mu_0}{(J_\Theta J_\xi)^{2/3}} \left(\frac{J_\Theta}{\lambda} - \lambda^2 \right) + \frac{2}{3} \mu_v (2B_{e_{22}} - B_{e_{11}} - \frac{1}{B_{e_{11}} B_{e_{22}}}) \quad (44)$$

The mechanical and chemical evolutions equations are obtained from eqs. (38) considering $K_v \rightarrow \infty$. The thermal equilibrium simplifies to the one defined in the previous example with a supplementary source term $r(t)$:

$$\begin{aligned} \frac{\rho_0}{J_\Theta J_\xi} C_p \dot{\Theta} &= l_m + l_\xi + \phi_m + \phi_\xi + \frac{\rho_0}{J_\Theta J_\xi} r(t), \quad \Theta(0) = 293\text{K} \\ \text{with } \rho_0 r(t) &= \begin{cases} 28e^6 \left(\frac{t}{30}\right) & \text{if } t \leq 30 \\ 0 & \text{if } t > 30 \end{cases} \end{aligned} \quad (45)$$

In figure 7, we show the numerical responses of the same explicit integration scheme as used in the previous example. One can remark that the higher the extension (or compression) is, the lower the chemical conversion is. In figures 7(c) and 7(d), the thermal aging effect on the relaxed component of the stress is illustrated.

5 Conclusion

The thermo-chemo-mechanical coupling in soft materials such as rubbers or polymers is of high interest to understand and modelize the complex interactions that take place in these materials when cyclic thermo-mechanical loadings are considered. In this paper, we propose a general constitutive multiphysics model that can phenomenologically represent this complex behavior. We show, on trial examples, that this framework can qualitatively represent thermo-mechanical aging for incompressible and nearly incompressible materials. We adopt a mixed free energy form, that can be linked to a partial Legendre transform of the Helmholtz free energy. Both the mixed form and the splitting of the volume variation into mechanical, chemical and thermal contributions allow to naturally introduce a

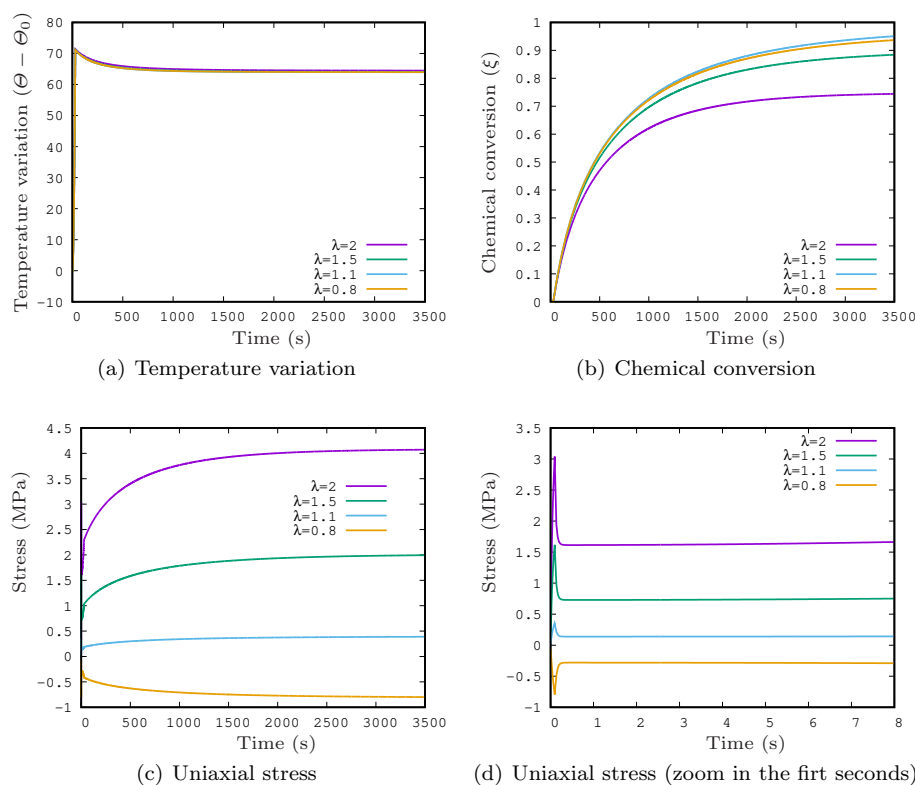


Fig. 7 Results of the thermal aging uniaxial tension test for various values of extension in adiabatic conditions

pressure dependency of the chemical evolution law.

The introduction of the proposed model in Finite-Elements is straightforward using a monolithic multi-fields approach. This step is required to identify the material parameters and to fully validate the model. From an experimental point of view, it is mandatory to consider non homogeneous tests as it seems impossible to control and measure locally a chemical conversion during a thermo-mechanical test. Furthermore, chemo-physical aging could also be coupled to other physical phenomena like damage, strain induced crystallization and so on. It is therefore required to provide new and original, experimental tests or experimental methods to investigate these coupled phenomena.

References

- André M, Wriggers P (2005) Thermo-mechanical behaviour of rubber materials during vulcanization. *International Journal of Solids and Structures* 42(1617):4758 – 4778, DOI 10.1016/j.ijsolstr.2005.01.015, URL <http://www.sciencedirect.com/science/article/pii/S0020768305000363>

- Delattre A, Lejeunes S, Lacroix F, Mo S (2016) On the dynamical behavior of filled rubbers at different temperatures: Experimental characterization and constitutive modeling. *International Journal of Solids and Structures* 90:178 – 193, DOI <http://dx.doi.org/10.1016/j.ijsolstr.2016.03.010>, URL <http://www.sciencedirect.com/science/article/pii/S0020768316001293>
- Garnier P, Cam JBL, Grdiac M (2013) The influence of cyclic loading conditions on the viscoelastic properties of filled rubber. *Mechanics of Materials* 56:84 – 94, DOI <http://dx.doi.org/10.1016/j.mechmat.2012.10.001>, URL <http://www.sciencedirect.com/science/article/pii/S0167663612001688>
- Gigliotti M, Grandidier JC (2010) Chemo-mechanics couplings in polymer matrix materials exposed to thermo-oxidative environments. *Comptes Rendus Mcanique* 338(3):164 – 175, DOI <http://dx.doi.org/10.1016/j.crme.2010.02.008>, URL <http://www.sciencedirect.com/science/article/pii/S1631072110000240>
- Gigliotti M, Grandidier JC, Lafarie-Frenot MC (2011) Assessment of chemo-mechanical couplings in polymer matrix materials exposed to thermo-oxidative environments at high temperatures and under tensile loadings. *Mechanics of Materials* 43(8):431 – 443, DOI <http://dx.doi.org/10.1016/j.mechmat.2011.04.007>, URL <http://www.sciencedirect.com/science/article/pii/S016766361100069X>
- Grandcoin J, Boukamel A, Lejeunes S (2014) A micro-mechanically based continuum damage model for fatigue life prediction of filled rubbers. *International Journal of Solids and Structures* 51(6):1274 – 1286, DOI <http://dx.doi.org/10.1016/j.ijsolstr.2013.12.018>, URL <http://www.sciencedirect.com/science/article/pii/S0020768313004915>
- Johlitz M, Lion A (2013) Chemo-thermomechanical ageing of elastomers based on multiphase continuum mechanics. *Continuum Mechanics and Thermodynamics* 25(5):605–624, DOI 10.1007/s00161-012-0255-8, URL <http://dx.doi.org/10.1007/s00161-012-0255-8>
- Kannan K, Rajagopal K (2011) A thermodynamical framework for chemically reacting systems. *Zeitschrift fr Angewandte Mathematik und Physik (ZAMP)* 62:331–363, URL <http://dx.doi.org/10.1007/s00033-010-0104-1>, 10.1007/s00033-010-0104-1
- Lion A, Höfer P (2007) On the phenomenological representation of curing phenomena in continuum mechanics. *Arch Mech* 59(1):59–89
- Lion A, Dippel B, Liebl C (2014) Thermomechanical material modelling based on a hybrid free energy density depending on pressure, isochoric deformation and temperature. *International Journal of Solids and Structures* 51(34):729 – 739, DOI <http://dx.doi.org/10.1016/j.ijsolstr.2013.10.036>, URL <http://www.sciencedirect.com/science/article/pii/S0020768313004319>
- Loeffel K, Anand L (2011) A chemo-thermo-mechanically coupled theory for elasticviscoplastic deformation, diffusion, and volumetric swelling due to a chemical reaction. *International Journal of Plasticity* 27(9):1409 – 1431, DOI 10.1016/j.ijplas.2011.04.001, URL <http://www.sciencedirect.com/science/article/pii/S0749641911000507>
- Mahnken R (2013) Thermodynamic consistent modeling of polymer curing coupled to viscoelasticity at large strains. *International Journal of Solids and Structures* 50(13):2003 – 2021, DOI <http://dx.doi.org/10.1016/j.ijsolstr.2013.01.033>, URL <http://www.sciencedirect.com/science/article/pii/S0020768313000486>
- NGuyen T, Lejeunes S, Eyheramendy D, Boukamel A (2016) A thermodynamical framework for the thermo-chemo-mechanical couplings in soft materials at finite strain. *Mechanics of Materials* 95:158 – 171, DOI <http://dx.doi.org/10.1016/j.mechmat.2016.01.008>, URL <http://www.sciencedirect.com/science/article/pii/S016766361600017X>
- Prigogine I (1968) *Introduction to thermodynamics of irreversible processes*. third edition, Interscience Publishers