



HAL
open science

Optimization-based control for Multi-Agent deployment via dynamic Voronoi partition

Minh Tri Nguyen, Cristina Stoica Maniu, Sorin Olaru

► **To cite this version:**

Minh Tri Nguyen, Cristina Stoica Maniu, Sorin Olaru. Optimization-based control for Multi-Agent deployment via dynamic Voronoi partition. IFAC 2017 - 20th World Congress of the International Federation of Automatic Control, Jul 2017, Toulouse, France. pp.1864-1869. hal-01562834

HAL Id: hal-01562834

<https://hal.science/hal-01562834v1>

Submitted on 21 Jul 2017

HAL is a multi-disciplinary open access archive for the deposit and dissemination of scientific research documents, whether they are published or not. The documents may come from teaching and research institutions in France or abroad, or from public or private research centers.

L'archive ouverte pluridisciplinaire **HAL**, est destinée au dépôt et à la diffusion de documents scientifiques de niveau recherche, publiés ou non, émanant des établissements d'enseignement et de recherche français ou étrangers, des laboratoires publics ou privés.

Optimization-based control for Multi-Agent deployment via dynamic Voronoi partition

M.T. Nguyen, C. Stoica Maniu, S. Oлару

*Laboratoire des Signaux et Systèmes, CentraleSupélec-CNRS-Univ.
Paris-Sud, Université Paris Saclay, Gif-sur-Yvette, France
(e-mail: {minhtri.nguyen; cristina.stoica; sorin.olaru}@supelec.fr).*

Abstract: This paper presents a novel decentralized control law for the Voronoi-based deployment of a Multi-Agent dynamical system. At each time instant, a bounded convex polyhedral working region is partitioned using a Voronoi algorithm providing the agents with non-overlapping functioning zones. The agents' deployment objective is to drive the entire system into a stable static configuration which corresponds to a stationary maximal coverage. This goal is achieved by using local stabilizing feedback control ensuring the convergence of each agent towards a centroid of its associated functioning zone. The proposed approach considers the Chebyshev center as centroidal point of each Voronoi cell.

Keywords: Multi-Agent dynamical systems, set-theoretic tools, dynamic Voronoi partition.

1. INTRODUCTION

Set-theoretic methods are widely employed in many research fields of modern automation, exploring the regulation problem in a geometry-based optimization context and, thus, providing efficient tools Blanchini and Miani (2007), Kontouras et al. (2015), Prodan (2012). Recent results have been reported on the application of set-theoretic methods for Multi-Agent system (MAS) control, related to consensus Barthélemy and Janowitz (1991), collision avoidance Khatib (1986), Nguyen et al. (2016a) formation safety due to the exclusion of the faulty agent or the admission of new/recovered agents Nguyen et al. (2015), Rosich et al. (2014) etc. The MAS formation can have a polyhedral description Prodan (2012) or an implicit set-based form where the inter-distance between the agents is constant Nersesov et al. (2010), Rucco et al. (2015).

In a wide range of MAS applications, such as environmental/meteorological monitoring, surveillance/rescue operations Murray (2007), Tanner et al. (2007), Bullo et al. (2009), Cortés et al., the common principle is to let a group of cooperative mobile agents (UAV, AUV, vehicles...) deploy in a predetermined target region. The main objective of such cooperative task is to approach a maximal coverage subject to constraints like minimum energy consumption Song et al. (2014), Schwager et al. (2009), environmental disturbance Bakolas and Tsiotras (2010), Bakolas and Tsiotras (2013) or collision avoidance Tanner (2004), Nguyen and Stoica Maniu (2016). Such optimal coverage is considered as a stable static configuration for MAS, however it cannot be determined beforehand in the context of MAS deployment. There are various works mentioned in the control literature employing dynamic Voronoi partition (Voronoi (1908)) based deployment as a conventional mathematical tool to approach a stationary configuration over a deployed bounded region. Notice that the partition is built on the agents current position thus is time-varying due to the agents evolution. In this context,

the primer objective of the global system is to obtain a static configuration where each agent's state coincides with an inner (central) target point. Many recent research works focus on driving the MAS into a *Centroidal Voronoi Configuration* (CVC) in which the position of each agent coincides with the *center of mass* of its associated Voronoi cell¹ Cortes et al. (2002), Kwok and Martinez (2010), Yan and Mostofi (2012), Song et al. (2014). Moarref and Rodrigues (2014) proposes an optimal decentralized control to deal with energy-efficient constraints. The main results are developed for continuous-time systems, while a discrete-time version is developed by Nguyen et al. (2016b). The main difficulty is related to the computation of the center of mass. To overcome this problem, other types of target center are then studied. Nguyen and Stoica Maniu (2016) considered a so-called *vertex interpolated center* as the local equilibrium target for each agent.

In this paper, we propose a new approach for the dynamic deployment problem that leads to a configuration which is not fixed a priori and which verifies the coverage constraints imposed by the time-varying Voronoi partition. The proposed procedure considers the *Chebyshev center* as the target point. Its advantage is that the Chebyshev center can be expressed in geometric terms with respect to its associated Voronoi cell, leading to decrease the complexity compared to the conventional methods based on the center of mass.

The outline of the paper is as follows. Section 2 formulates the problem and recalls the necessary theoretical background. A new approach for the MAS deployment stability based on the Chebyshev center computation is proposed in Section 3. Numerical simulation results are illustrated in Section 4, followed by concluding remarks in Section 5.

¹ A Voronoi partition can be obtained in a distributed way by considering that each agent cell construction relies only on the agent local state and its closest neighbors' information.

Notation. In the sequel, \mathbb{R}_+ denotes the set of the positive real numbers. The set $\mathbb{R}_{[a,b]} \subset \mathbb{R}$ is defined as $\mathbb{R}_{[a,b]} = \{q \in \mathbb{R} | a \leq q < b\}$. We use $\mathbb{B}(x, r)$ to denote a ball centered at $x \in \mathbb{R}^n$, with the radius $r \in \mathbb{R}_+$. Let $\|x\| = \sqrt{x^\top x}$ denote the Euclidean norm of the vector x and additionally $\|x\|_Q^2 = x^\top Qx$. The notation $Q \succeq 0$ means that Q is a semi-positive definite matrix. Denote by \mathbb{V} the Voronoi partition of a considered Euclidean working space into n cells \mathbb{V}_i , with $i = 1, \dots, n$ and $\mathbb{V} = \bigcup_{i=1}^n \mathbb{V}_i$, with \mathbb{V}_i the corresponding Voronoi cell of the i^{th} agent. The notation \mathcal{N} is used for the set $\{1, 2, \dots, N\}$. The set \mathcal{N}_i contains the neighbors' indices of the i^{th} agent. The Minkowski sum of two sets \mathcal{A} and \mathcal{B} is defined by $\mathcal{A} \oplus \mathcal{B} = \{a+b | a \in \mathcal{A}, b \in \mathcal{B}\}$. The identity matrix of size $n \times n$ is denoted by I_n .

2. PROBLEM FORMULATION

In the sequel, firstly some necessary assumptions will be given. Secondly, we describe the general steps of the proposed decentralized control strategy based on the real time partition of the functioning space.

2.1 System description

Consider the Multi-Agent System (denoted by Σ) composed of N subsystems fully characterized by state vectors $x_i \in \mathbb{R}^n$, with $i \in \mathcal{N} = \{1, \dots, N\}$. Each agent has its own discrete-time linear time-invariant dynamics

$$\begin{aligned} x_i(k+1) &= A_i x_i(k) + B_i u_i(k) \\ y_i(k) &= C_i x_i(k) \end{aligned} \quad (1)$$

with the control signal $u_i \in \mathbb{R}^m$, the observed output $y_i \in \mathbb{R}^p$, with $p \leq n$. The matrices A_i , B_i and C_i have the appropriate dimensions, with (A_i, B_i) controllable and (C_i, A_i) observable. Next, $\mathcal{X}(k) = (x_1(k), \dots, x_N(k))$ denotes the tuple containing the agents states. We give below the assumptions of control feasibility associated with the MAS deployed region.

Assumption 1. The agents are sharing a common working space which corresponds to the output of each individual agent output. It is assumed that for any output vector $y_i^e \in \mathbb{R}^p$ there exists a corresponding pair (x_i^e, u_i^e) such that (x_i^e, u_i^e) is an equilibrium point of (1) with $y_i^e = C_i x_i^e$.

Remark 1. Notice that Assumption 1 can be satisfied whenever the mapping $y_i^e = C_i(I_n - A_i)^{-1}B_i u_i^e$ is well-posed and surjective, which implies $m \geq p$ and the matrix A_i without poles at 1. However, the last condition is not necessary and the Assumption 1 should be considered in the general sense of the statement. For example, the common working framework for MAS which builds on the dynamics (1) with the configuration $A_i = C_i = I_n$ falls within the framework of Assumption 1.

Assumption 2. Any convex set $\mathbb{V}_i \subset \mathbb{R}^p$ is controlled λ -contractive Blanchini and Miani (2007) w.r.t. the dynamics of an individual agent (1), i.e. $\exists y_{c_i} \in \text{int}(\mathbb{V}_i)$ such that $\forall x_i$ satisfying $y_i = Cx_i \in \mathbb{V}_i$, $\exists u_i(y_i)$ ensuring $C_i(A_i x_i + B_i u_i(y_i)) \in y_{c_i} \oplus \lambda(\mathbb{V}_i \oplus \{-y_{c_i}\})$, for some $0 < \lambda < 1$.

Assumption 2 ensures that the trajectories can be steered towards the interior of any given convex set in the output space. This can be relaxed but will be employed as working assumption in order to simplify the presentation.

2.2 Primary objective

The agents evolve in a common convex and bounded working space \mathcal{W} which is a proper subset of the output space \mathbb{R}^p . This set will be considered to be polytopic and represented as the intersection of a set of half-spaces $\mathcal{W} = \{y \in \mathbb{R}^p | Hy \leq \theta\}$.

The *global objective* is to control each agent independently such that the global position of the Multi-agent system in \mathcal{W} converges towards a static configuration described by the tuple $\mathcal{Y}^e = (y_1^e, y_2^e, \dots, y_N^e)$. This configuration relates the agents' output y_i^e at the equilibrium with an associated *neighborhood* described by a nondegenerated set $\mathbb{V}_i^e \subset \mathcal{W}$. This collection of sets has to cover the working space $\mathcal{W} \subseteq \bigcup_{i=1}^N \mathbb{V}_i^e$.

Additionally, the output of each agent's dynamics y_i^e represents a relative *center* with respect to its neighborhood \mathbb{V}_i . Finally, the control law will be *local* and *efficient*. The *local* characteristic of the control action $u_i(k)$ is understood as a feedback law with respect to the i^{th} agent's state and the geometry of the neighborhood at the time instant k . This implies that the design cannot rely on the knowledge of the global states of the Multi-Agent system Σ nor on the communication in between the agents with respect to their respective control decisions. The *efficiency* of the control policy will be compared in terms of a performance cost function. It remains to provide rigorous notions for *neighborhood* and *center* in order to cast the problem into a clear mathematical framework.

2.3 Mathematical tools for dynamical MAS

We introduce next the *neighborhood* corresponding to an agent output y_i when this agent is part of the tuple $(y_1, y_2, \dots, y_N) \in \mathcal{W} \times \mathcal{W} \dots \times \mathcal{W}$. A partition of the working space $\mathbb{V}(y_1, \dots, y_N)$ needs to be computed, by decomposing \mathcal{W} into a union of sets whose interior do not overlap

$$\mathcal{W} = \mathbb{V}(y_1, \dots, y_N) = \bigcup_{i=1}^N \mathbb{V}_i, \quad \mathbb{V}_i \cap \mathbb{V}_j = \emptyset, \quad \forall i, j \in \mathcal{N} \quad (2)$$

A mathematical definition of such a decomposition is provided by the Voronoi partition, which characterizes the *neighborhood* $\mathbb{V}_i(y_i)$ such as

$$\mathbb{V}_i = \{y \in \mathcal{W} | \|y_i - y\| \leq \|y_j - y\|, \forall j \neq i\} \quad (3)$$

From this definition, it follows that $\|y_i - y\| \leq \|y_j - y\|$ and subsequently $2(y_j - y_i)^\top y \leq \|y_j\|^2 - \|y_i\|^2$. Thus, we can rewrite

$$\mathbb{V}_i = \{y \in \mathcal{W} | 2(y_j - y_i)^\top y \leq \|y_j\|^2 - \|y_i\|^2, \forall j \neq i\} \quad (4)$$

It is worth to notice that the agents Voronoi cells of such partition $\mathbb{V}(y_1, \dots, y_N)$ have to be constructed in a centralized manner. But according to Assumption 3, an agent can derive its immediate own Voronoi cell by locating its closest neighbors.

Assumption 3. The agents are assumed to be equipped with sensors that allow them to determine their immediate neighbors and are thus able to build their own Voronoi cell.

Additionally, each set \mathbb{V}_i is a polytope as a consequence of the boundedness of \mathcal{W} and the structure of the constraints in (3). Using the available output measurement of the Multi-Agent system Σ (which satisfies the assumption that $y_i(k) \in \mathcal{W}$) at the time instant k , the geometric formulation (2) leads to a time-varying partition $\mathbb{V}(y_1(k), \dots, y_N(k)) = \bigcup_{i=1}^N \mathbb{V}_i(k)$.

The cardinality (i.e. the number of the agents) remains constant in (2), as well as the structure of constraints in (4), and thus each point is associated to a set called *neighborhood* within the partition $y_i(k) \leftrightarrow \mathbb{V}_i(k)$. According to the agents evolution, the sets of neighborhood are clearly time-varying.

With these elements, the first objective of the problem formulation becomes obvious: drive the global Multi-Agent system Σ towards a static configuration by ensuring the convergence of each agent iteratively towards the central point inside its Voronoi cell. The basic idea of the present work builds on the well-established notions of Chebyshev center and radius which are presented in Definition 1.

Definition 1. Consider a bounded convex polyhedron $\mathbb{V} = \{x \in \mathbb{R}^n | a_i^\top x \leq b_i, i \in \mathbb{N}_{[1,m]}\}$. The Chebyshev center \bar{x} of \mathbb{V} is defined as the center of the largest ball/sphere $\mathbb{B} = \{x \in \mathbb{R}^n | \|x - \bar{x}\| \leq r\}$ included in \mathbb{V} , with r denoting its radius.

The values of (\bar{x}, r) are obtained by solving (5)

$$\begin{aligned} (\bar{x}, r) &= \arg \max_{\bar{x}, r} \\ \text{s.t.: } &\begin{cases} a_i^\top \bar{x} + \|a_i\| r \leq b_i, \forall i \in \mathbb{N}_{[1,m]} \\ r \geq 0 \end{cases} \end{aligned} \quad (5)$$

There is also a computational reason related to the description of the Chebyshev center $\bar{y}_i(k)$ in terms of the constraints defining $\mathbb{V}_i(k)$ available via a fixed-structure convex optimization problem. Using the description of the Voronoi cell \mathbb{V}_i in equation (4), we can derive the following local optimization problem to find its Chebyshev center $\bar{y}_i(k)$ and radius \bar{r}_i

$$\begin{aligned} (\bar{y}_i(k), \bar{r}_i(k)) &= \arg \max_{\bar{y}_i(k), \bar{r}_i(k)} \bar{r}_i \\ \text{s.t.: } &2(y_j(k) - y_i(k))^\top \bar{y}_i(k) + 2\|y_j(k) - y_i(k)\| \bar{r}_i(k) \\ &\leq \|y_j(k)\|^2 - \|y_i(k)\|^2, \forall j \neq i \end{aligned} \quad (6)$$

This optimization can ultimately be reduced to the constraints related to the neighboring agents and thus allowing a *local* (decentralized) decision making for the control synthesis problem solved locally (as described in the next sections). When the Voronoi partition is a time-varying configuration, the corresponding Chebyshev center exhibits an implicit dynamical behavior.

3. MAIN RESULT

In this section, we propose a basic control solution for the Multi-Agent system deployment, based on the Chebyshev radius tracking and further give the proof of convergence towards a static Chebyshev configuration.

To simplify the presentation of the basic solution, in this section we consider $A_i = C_i = I_n$, with $i \in \mathcal{N}$ which satisfy

Assumption 1 and meaning that the working environment is the agents' state-space (e.g. position-velocity space).

3.1 Chebyshev radius tracking

For each agent x_i , we define a set $\mathcal{R}_i \subset \mathbb{R}_+$ which collects the distance from the agent's state x_i to the hyperplanes forming its Voronoi cell

$$\mathcal{R}_i = \{r \in \mathbb{R}_+ | r = \min \|x - x_i\|, x \in \mathbb{V}_i \cap \mathbb{V}_j, \forall j \in \mathcal{N}_i\} \quad (7)$$

Obviously, \mathcal{R}_i is also time-varying whenever $x_i(k)$ or $\mathbb{V}_i(k)$ is time-varying.

In the general case, the distance from the agent state x_i to a hyperplane is half of the distance between the positions of this agent and of the agent in its neighbor sharing this hyperplane. We can define the finite set of distance \mathcal{R}_i

$$\mathcal{R}_i = \{r \in \mathbb{R}_+ | r = 0.5 \min \|x_j - x_i\|, \forall j \in \mathcal{N}_i\} \quad (8)$$

Let us define the distance from the agent state x_i to the closest and the farthest hyperplanes

$$r_i^m(k) = \min \mathcal{R}_i(k), \quad r_i^M(k) = \max \mathcal{R}_i(k) \quad (9)$$

The following expressions depending explicitly on time are derived

$$r_i^m(k) \leq \bar{r}_i(k) \leq r_i^M(k) \quad (10)$$

with $\bar{r}_i(k)$ the radius of the Chebyshev ball.

The distance notations are illustrated in the Example 1.

Example 1. Consider four agents deployed within a bounded working space \mathcal{W} , as illustrated in Fig. 1. The blue points are the agents states x_i and the red points are their Chebyshev centers \bar{x}_i . The dash lines denote the distance r_i from the agent state x_i to the facets of its Voronoi cell \mathbb{V}_i . The Chebyshev radius \bar{r}_i , the minimal distance to a frontier r_i^m and the maximal distance to a frontier r_i^M are also indicated.

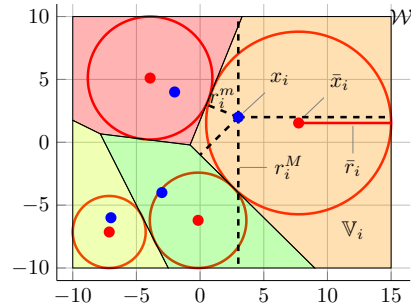


Fig. 1. Deployment over \mathcal{W} with the distance notation.

Furthermore, each agent's control law will be defined as $u_i(k) = \mathcal{K}_i(\bar{x}_i(k), x_i(k))$ and, in particular, privilege the linear form $u_i(k) = K_i(x_i(k) - \bar{x}_i(k))$. It can be noticed that the control signal is time-varying by the dependence on the Chebyshev center.

The definitions of a Static Configuration and also a Chebyshev Configuration of Multi-Agent systems is further introduced in order to describe the limit behavior.

Definition 2. A Static Configuration (SC) of the MAS Σ is achieved whenever $u_i(k) = 0$ and $x_i(k) = x_i(k_0)$, $\forall k \geq k_0$.

Definition 3. A Chebyshev Configuration (CC) of the Multi-Agent system is achieved when the agents positions coincide with their corresponding Chebyshev centers $x_i = \bar{x}_i$.

Remark 2. Not any SC is CC as it can be observed by choosing the null input $u_i = 0$ for a configuration where $x_i \neq \bar{x}_i$. Conversely, a CC is not necessary a SC for the homogeneous agents with $u_1 = u_2 = \dots = u_N \neq 0$.

Proposition 1. The Multi-Agent system Σ in closed-loop with a set of decentralized control laws $u_i = K_i(x_i(k) - \bar{x}_i)$ achieves a Satic Configuration if and only if this is a Chebyshev Configuration.

Proof. First we observe that for $x_i(k) = \bar{x}_i(k)$ the control action is $u_i(k) = 0$ and thus it characterizes an equilibrium for the specific case $A_i = C_i = I_n$. Conversely, if $x_i(k) \neq \bar{x}_i(k)$ based on the controllability assumption, the control action $u_i(k) \neq 0$ and $x_i(k+1) \neq x_i(k)$, thus invalidating the assumption of static configuration.

We analyze next the time-varying configuration and the convergence towards a so-called *Chebyshev Static Configuration* (CSC) which mixes the CS and CC notions.

Remark 3. Note that a CSC is not unique and depends on the initial agent state and implicitly on the control policies applied on the agents (feedback gain).

The convergence of MAS deserves a particular attention as long as the ultimate SC is not known a priori.

3.2 Convergence proof

Consider the following semi-positive function

$$V(\mathcal{X}(k)) = \sum_{i \in \mathcal{N}} (\bar{r}_i(k) - r_i^m(k)) \quad (11)$$

From the first part of the inequality in (10), it follows that each term of the sum in (11) is positive and globally $V(\mathcal{X}(k)) \geq 0$. Another structural property inherited from the definition of the Chebyshev radius is resumed by Proposition 2.

Proposition 2. If the Multi-Agent system Σ achieves a static configuration over the working space \mathcal{W} and additionally if $V(\mathcal{X}(k)) = 0$, then the achieved configuration is a static Chebyshev configuration.

Proof. The configuration at equilibrium is characterized by $x_i(k) = \bar{x}_i(k)$ and $u_i(k) = \bar{u}_i(k)$ which is equivalent to $\bar{r}_i(k) = r_i^m(k)$, and by the positivity of $r_i^m(k)$ and (11), this leads to $V(\mathcal{X}(k)) = 0$.

The convergence of Σ towards a stationary configuration is analyzed on the basis of the value function (11). The approach is based on the monotonic decrease (or at least non-increase) of $V(\mathcal{X}(k))$ along the trajectories of Σ . Consider

$$\begin{aligned} & V(\mathcal{X}(k+1)) - V(\mathcal{X}(k)) \\ &= \sum_{i \in \mathcal{N}} (\bar{r}_i(k+1) - r_i^m(k+1)) - (\bar{r}_i(k) - r_i^m(k)) \\ &= \sum_{i \in \mathcal{N}} (\bar{r}_i(k+1) - \bar{r}_i(k)) + \sum_{i \in \mathcal{N}} (r_i^m(k) - r_i^m(k+1)) \end{aligned} \quad (12)$$

Remark 4. Denoting by $\theta_i(k) = r_i^m(k) - r_i^m(k+1)$, we remark that $\theta_i(k) = (\bar{r}_i(k) - r_i^m(k+1)) - (\bar{r}_i(k) - r_i^m(k))$

and thus $\theta_i(k) \leq 0$ is verified by using any control action ensuring the monotonic convergence of the i^{th} agent's r_i^m towards its Chebyshev radius \bar{r}_i . Such a control law always exists according to Assumption (2).

The monotonicity of $V(\mathcal{X}(t))$ is not straightforward by analyzing equation (12) but it is possible to study its behaviour over a longer horizon. Extending the differences over N_p time steps forward yields

$$\begin{aligned} & V(\mathcal{X}(k+1)) - V(\mathcal{X}(k)) \\ &= \sum_{i \in \mathcal{N}} (\bar{r}_i(k+1) - \bar{r}_i(k)) + \sum_{i \in \mathcal{N}} \theta_i(k) \\ & V(\mathcal{X}(k+2)) - V(\mathcal{X}(k+1)) \\ &= \sum_{i \in \mathcal{N}} (\bar{r}_i(k+2) - \bar{r}_i(k+1)) + \sum_{i \in \mathcal{N}} \theta_i(k+1) \\ & \quad \vdots \\ & V(\mathcal{X}(k+N_p)) - V(\mathcal{X}(k+N_p-1)) \\ &= \sum_{i \in \mathcal{N}} (\bar{r}_i(k+N_p) - \bar{r}_i(k+N_p-1)) + \\ &+ \sum_{i \in \mathcal{N}} \theta_i(k+N_p-1) \end{aligned} \quad (13)$$

Summing up these equations, we obtain

$$\begin{aligned} & V(\mathcal{X}(k+N_p)) - V(\mathcal{X}(k)) \\ &= \sum_{i \in \mathcal{N}} (\bar{r}_i(k+N_p) - \bar{r}_i(k)) + \sum_{t=k}^{k+N_p-1} \sum_{i \in \mathcal{N}} \theta_i(t) \end{aligned} \quad (14)$$

Lemma 1. The sum $\sum_{i \in \mathcal{N}} (\bar{r}_i(k+N_p) - \bar{r}_i(k))$ is upper bounded by $N \cdot \gamma(\mathcal{W})$, with $\gamma(\mathcal{W})$ denoting the radius of the largest ball enclosed in \mathcal{W} .

Proof. One has $0 \leq \bar{r}_i \leq \gamma(\mathcal{W})$. The upper bound $\gamma(\mathcal{W})$ is obvious from the boundedness assumptions on \mathcal{W} . The lower bound is derived by considering the worst case where all agents' positions are superposed, leading to $r_i^m = 0$. Hence summing up the N agents Chebyshev radius yields $0 \leq \sum_{i \in \mathcal{N}} \bar{r}_i \leq N \cdot \gamma(\mathcal{W})$ and finally $\sum_{i \in \mathcal{N}} (\bar{r}_i(k+N_p) - \bar{r}_i(k)) \leq N \cdot \gamma(\mathcal{W})$.

Proposition 3. For each agent $i \in \mathcal{N}$, $\lim_{j \rightarrow \infty} \theta_i(k+j) = 0$.

Proof. Lemma 1 ensures the boundedness of the first term in (14). Consider the remaining term $\sum_{t=k}^{k+N_p-1} \sum_{i \in \mathcal{N}} \theta_i(t)$ which depends uniquely on the distance between the agents. The limit $\lim_{j \rightarrow \infty} V(\mathcal{X}(k+j)) - V(\mathcal{X}(k))$ is bounded

if and only if the limit $\lim_{j \rightarrow \infty} \sum_{t=k}^{k+j} \sum_{i \in \mathcal{N}} \theta_i(t)$ exists and it is bounded. Recall that $\theta_i(k) \leq 0$ and thus the existence of the bounded limit is related to the convergence of $\sum_{i \in \mathcal{N}} \theta_i \rightarrow 0$. Equivalently the sum $\sum_{i \in \mathcal{N}} r_i^m$ becomes stationary, according to the theory of series (see Brabeneč (2004)), otherwise the convergence is not guaranteed.

Corollary 1. If the Chebyshev center associated to each Voronoi cell is unique, the MAS converges to a CSC.

Proof. Proposition 3 proves the convergence of $r_i^m(k)$ towards \bar{r}_i which ultimately leads to $u_i(k) = 0$ if the Chebyshev center is uniquely associated to the Chebyshev

radius \bar{r}_i . Thus in the limit case, $r_i^m = \bar{r}_i$ corresponds to a CSC.

The following example is used to illustrate this analysis.

Example 2. In Fig. 2, two mobile agents are deployed in a bounded region $\mathcal{W} \subset \mathbb{R}^2$. Their motion $x_i(k)$ is marked by the blue points. The red points denote their Chebyshev centers $\bar{x}_i(3)$ at instant $k = 3$. According to (8), we have $r_1(k) = r_2(k) = \frac{1}{2}\|x_1(k) - x_2(k)\|$. The initial positions satisfy $r_1^m(0) = r_2^m(0) = \frac{1}{2}\|x_1(0) - x_2(0)\|$. Each agent has its own local control action which steers the agent position towards its Chebyshev center. As illustrated in Fig. 2, at $k = 3$, the distance $\frac{1}{2}\|x_1 - x_2\|$ approaches $\frac{1}{2}\|\bar{x}_1 - \bar{x}_2\|$ due to the decrease of the distance between the position of the agent and its Chebyshev centers. Asymptotically, r_i^m becomes constant and leads to $\sum_{i \in \{1,2\}} \theta_i \rightarrow 0$. Furthermore,

the value function (11) applied for these two agents has $V(\mathcal{X}(k)) - V(\mathcal{X}(0))$ bounded since $k \geq 3$.

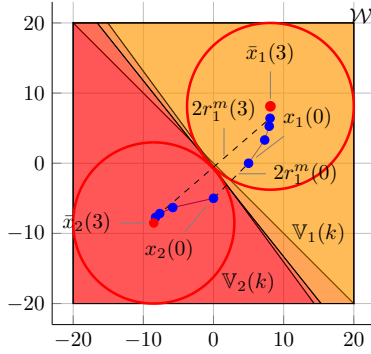


Fig. 2. Convergence of 2 agents to Chebyshev center.

In conclusion, this section proves that local control laws can be designed to decrease the distance between the minimal distance r_i^m and the Chebyshev radius and globally to drive the Multi-Agent system Σ towards a static configuration whenever the Chebyshev center is unique. The convergence proof enforces the decrease of the difference between these distances.

4. NUMERICAL ILLUSTRATIONS

A numerical simulation is given in this section to illustrate the deployment performance of a Multi-Agent system over a bounded region \mathcal{W} by using the Chebyshev Static Configuration solution proposed in Section 3.

Consider a Multi-Agent system composed by $N = 4$ agents, with the discretized dynamics equation

$$x_i(k+1) = x_i(k) + T_s u_i(k), \quad i \in \mathcal{N} \quad (15)$$

where $x_i \in \mathbb{R}^2$ and $u_i \in \mathbb{R}^2$ refer respectively to the agent position and velocity. The sampling period is $T_s = 0.1$. This choice of agents dynamics (15) satisfies both Assumptions 1 and 2, the steady-state ensures that every point in \mathbb{R}^2 can be an equilibrium point of (15) if the agent's velocity at this point is null.

The considered working region \mathcal{W} is defined as a box in \mathbb{R}^2

$$\mathcal{W} = \text{conv}\{(-10, -10), (15, -10), (15, 10), (-10, 10)\}$$

The Voronoi tessellation is employed at each time instant to decompose \mathcal{W} into a union of Voronoi cells, i.e. $\mathcal{W} = \bigcup_{i=1}^N \mathbb{V}_i(k)$. Each cell corresponds then to one agent's authorized functioning zone, used to design the decentralized control input $u_i(k)$.

The main objective is to drive the agents towards a Chebyshev Static Configuration.

The agents decentralized control has the affine/linear feedback form as $u_i(k) = K_i(x_i(k) - \bar{x}_i(k))$, with $\bar{x}_i(k)$ denoting here the Chebyshev center. The control gain K_i is derived via a pole placement technique (the stable poles are 0.2 and 0.5). The Chebyshev center $\bar{x}_i(k)$ associated to the Voronoi cell $\mathbb{V}_i(k)$ is determined by solving (6). The deployment result is shown in Fig. 3. We use the green and blue points to denote respectively the agents initial positions $x_i(0)$ and their evolution. The Chebyshev centers \bar{x}_i have their trajectories described by the red points. The deployment result and the tracking error $\|x_i(k) - \bar{x}_i(k)\|$ will be illustrated. We show the value of $x_i(0)$ directly in the figures and also the static Voronoi configuration. The center tracking errors $\|x_i(k) - \bar{x}_i(k)\|$ and the radius tracking errors $\bar{r}_i(k) - r_i^m(k)$ are plotted in Figs. 4-5. As result, the tracking errors go asymptotically to zero and thus the Multi-Agent system approaches a stable CSC. It is worth to be mentioned that the tracking error of each agent is not monotonically decreasing. Although the feedback gains are tuned to track the Chebyshev center with monotonic behavior, the time-varying characteristic of the center leads to a global non-monotonic tracking convergence.

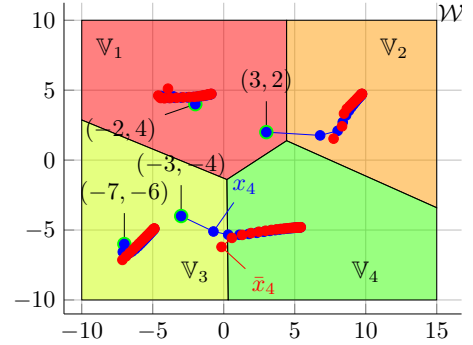


Fig. 3. CSC deployment.

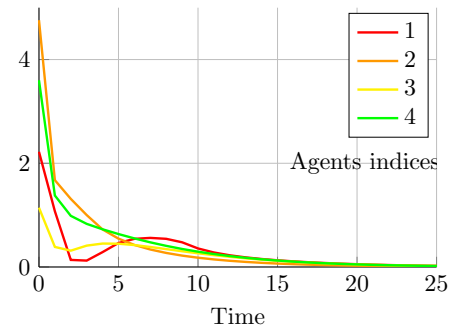


Fig. 4. Agents center tracking error $\|x_i(k) - \bar{x}_i(k)\|$.

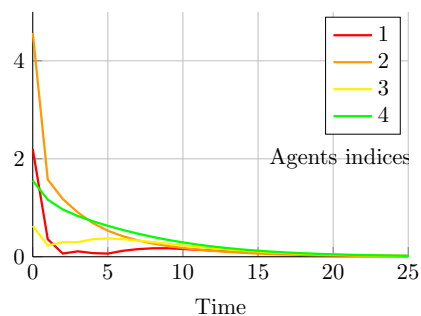


Fig. 5. Agents radius tracking error $\bar{r}_i(k) - r_i^m(k)$.

5. CONCLUSION

This paper provides a novel control strategy in the Multi-Agent deployment. The ultimate goal is to drive the agents into a static configuration over a bounded region. This goal is obtained in a decentralized manner by ensuring the convergence of each agent towards a target point inside its functioning zone. The zones are described based on the Voronoi tessellation of the working region. Then the Chebyshev center is used as time-varying target point.

However, it should be noticed that Corollary 1 assumes the uniqueness of the Chebyshev center. Whenever the Chebyshev center computation is not unique, the convergence is not anymore guaranteed. Oscillations may appear, for exemple. In order to keep driving the agents into a stable static configuration, future work will investigate the computation of a general center which leads to a unique center by recursive deflation in the degenerate cases.

In this work, the control design is based on the assumption that the entire working region is controlled invariant with respect to the agent dynamics. For some dynamics, this requirement might be overrestrictive. This point will be discussed in the future work.

REFERENCES

Bakolas, E. and Tsiotras, P. (2010). The Zermelo-Voronoi diagram: A dynamic partition problem. *Automatica*, 46(12), 2059–2067.

Bakolas, E. and Tsiotras, P. (2013). Optimal partitioning for spatiotemporal coverage in a drift field. *Automatica*, 49(7), 2064–2073.

Barthélemy, J.P. and Janowitz, M.F. (1991). A formal theory of consensus. *SIAM Journal on Discrete Mathematics*, 4(3), 305–322.

Blanchini, F. and Miani, S. (2007). *Set-theoretic methods in control*. Birkhauser.

Brabenec, R.L. (2004). *Resources for the study of real analysis*. MAA.

Bullo, F., Cortés, J., and Martinez, S. (2009). Distributed control of robotic networks.

Cortés, J., Martinez, S., and Bullo, F. (????). Robust rendezvous for mobile autonomous agents via proximity graphs in arbitrary dimensions. *IEEE TAC*, 51(8).

Cortés, J., Martinez, S., Karatas, T., and Bullo, F. (2002). Coverage control for mobile sensing networks. In *Proc. of ICRA*, volume 2, 1327–1332.

Khatib, O. (1986). Real-time obstacle avoidance for manipulators and mobile robots. *International Journal of Robotics Research*, 5(1), 90–98.

Kontouras, E., Tzes, A., and Dritsas, L. (2015). Covert attack on a discrete-time system with limited use of the available disruption resources. In *ECC*, 812–817.

Kwok, A. and Martinez, S. (2010). Deployment algorithms for a power-constrained mobile sensor network. *IJRN*, 20(7), 745–763.

Moarref, M. and Rodrigues, L. (2014). An optimal control approach to decentralized energy-efficient coverage problems. In *IFAC World Congress, Cape Town*.

Murray, R.M. (2007). Recent research in cooperative control of multivehicle systems. *Journal of Dynamic Systems, Measurement, and Control*, 129(5), 571–583.

Nersesov, S.G., Ghorbanian, P., and Aghdam, A.G. (2010). Stabilization of sets with application to multi-vehicle coordinated motion. *Automatica*, 46(9), 1419–1427.

Nguyen, M.T. and Stoica Maniu, C. (2016). Voronoi based decentralized coverage problem: from optimal control to model predictive control. In *21st Mediterranean Conference on Control & Automation*, 401–406.

Nguyen, M.T., Stoica Maniu, C., and Oлару, S. (2016a). Decentralized constructive collision avoidance for multi-agent dynamical systems. In *ECC*, 812–817.

Nguyen, M.T., Stoica Maniu, C., and Oлару, S. (2016b). Discretized optimal control approach for dynamic multi-agent decentralized coverage. In *IEEE MSC*, 1111–1116.

Nguyen, M.T., Stoica Maniu, C., Oлару, S., and Grancharova, A. (2015). Formation reconfiguration using model predictive control techniques for multi-agent dynamical systems. In *Developments in model-based optimization and control*, 183–205. Springer.

Prodan, I. (2012). *Constrained control of dynamical Multi-Agent systems*. Ph.D. thesis, Supélec.

Rosich, A., Voos, H., and Darouach, M. (2014). Cyber-attack detection based on controlled invariant sets. In *ECC*, 2176–2181.

Rucco, A., Aguiar, A., Fontes, F., Lobo Pereira, F., and de Sousa, J. (2015). A model predictive control-based architecture for cooperative path-following of multiple unmanned aerial vehicles. In *Developments in Model-Based Optimization and Control*, 141–160. Springer.

Schwager, M., Slotine, J.J.E., and Rus, D. (2009). Unifying geometric, probabilistic, and potential field approaches to multi-robot coverage control. In *ISRR*, 21–38. Springer.

Song, Y., Wang, B., Shi, Z., Pattipati, K.R., and Gupta, S. (2014). Distributed algorithms for energy-efficient even self-deployment in mobile sensor networks. *IEEE Transactions on Mobile Computing*, 13(5), 1035–1047.

Tanner, H.G. (2004). Flocking with obstacle avoidance in switching networks of interconnected vehicles. In *ICRA*, volume 3, 3006–3011.

Tanner, H.G., Jadbabaie, A., and Pappas, G.J. (2007). Flocking in fixed and switching networks. *Automatic Control, IEEE Transactions on*, 52(5), 863–868.

Voronoi, G. (1908). Nouvelles applications des paramètres continus à la théorie des formes quadratiques. *Journal für die reine und angewandte Mathematik*, 134, 198–287.

Yan, Y. and Mostofi, Y. (2012). Utilizing mobility to minimize the total communication and motion energy consumption of a robotic operation. In *Workshop on Distributed Estimation and Control in Networked Systems*, 180–185.